

# EIGHTH CONSOLIDATED ANNUAL PROGRESS REPORT OF THE UN-REDD PROGRAMME FUND



Report of the Administrative Agent of the  
UN-REDD Programme Fund for the Period  
1 January – 31 December 2016

**UN-REDD**  
PROGRAMME



Food and Agriculture  
Organization of the  
United Nations



Empowered lives.  
Resilient nations.



# UN-REDD PROGRAMME FUND

## PARTICIPATING ORGANISATIONS



Food and Agriculture  
Organization of the  
United Nations

**Food and Agriculture Organization of the United Nations (FAO)**



Empowered lives.  
Resilient nations.

**United Nations Development Programme (UNDP)**



**UN Environment**

## CONTRIBUTING DONORS



**Denmark**



**Norway**



**European Union**



**Spain**



**Japan**



**Switzerland**



**Luxembourg**



UNITED NATIONS  
DEVELOPMENT GROUP



Empowered lives.  
Resilient nations.

The Multi-Partner Trust Fund (MPTF) Office serves as the Administrative Agent for the UN-REDD Programme Fund.

### Cover photos:

Left to right: UN-REDD Programme/Breakthrough Media/Sam Sapin; UN-REDD Programme/Breakthrough Media/Sam Sapin; UN-REDD Programme; UN-REDD Programme/Breakthrough Media/Sam Sapin.

### Map:

The designations employed and the presentation of material in the map presented in this publication do not imply the expression of any opinion whatsoever on the part of FAO, UNDP and UNEP concerning the legal or constitutional status of any country, territory or sea area, or concerning the delimitation of frontiers.

*In accordance with the UN-REDD Programme's commitment to contributing to climate neutrality, hard copies of this document will not be printed. All relevant documents of the UN-REDD Programme are available at: [www.unredd.net](http://www.unredd.net) and [www.un-redd.org](http://www.un-redd.org).*


# FOREWORD

The UN-REDD Programme is operating in a new global REDD+ landscape, against the backdrop of the Paris Agreement and the 2030 Sustainable Development Agenda. These developments have revitalized national political will and global support for the Programme's goal to reduce forest emissions and enhance carbon stocks in forests while advancing national sustainable development and mitigating climate change. REDD+ action remains one of the most effective short-term climate solutions and is critical to the international effort to ensure that increases in global average temperatures remain well below 2°C.

In 2016, the UN-REDD Programme continued to foster nationally led REDD+ initiatives in 64 developing countries, as well as serving a broader set of countries through global awareness and capacity building, knowledge management and south-south exchange. As forested developing countries move from REDD+ readiness to REDD+ implementation, the UN-REDD Programme will continue to play a catalytic role across its diverse set of partners. Both agriculture and forestry have the potential to significantly contribute to climate change mitigation. Over 70 percent of developing countries have included agriculture, and 80 percent have included land use, land-use change and forestry in their nationally determined contributions. This has resulted in growing demand for support from the UN-REDD Programme's network of global and national REDD+ experts. The UN-REDD Programme builds on the technical expertise and convening role of the three participating UN agencies – the Food and Agriculture Organization of the United Nations (FAO), the United Nations Development Programme (UNDP) and UN Environment.

Making real progress in REDD+ implementation will require maintaining this momentum with the support of countries, donors and stakeholders. At the national level this means building and sustaining the political will and commitment to implement REDD+ actions, as well as ensuring that indigenous peoples, women, forest communities, civil society organisations, private sector and other stakeholders are active participants in this process.

The UN-REDD Programme, launched in 2008, has been the largest international provider of REDD+ readiness assistance in terms of funding, expertise and geographical scope. The Programme seeks to maintain this reputation and strength as partner countries move into the implementation phase. The achievements presented in this report underscore the continued value of the UN-REDD Programme in 2016. These advances



have been made possible through the generous support of the governments of Denmark, the European Union, Japan, Luxembourg, Norway, Spain and Switzerland, and with the comprehensive technical assistance and cooperation of FAO, UNDP and UN Environment.

This 2016 Annual Progress Report of the UN-REDD Programme Fund highlights lessons learned and progress made by partner countries in implementing all four pillars of the Warsaw Framework for REDD+ as well as advances made towards REDD+ implementation and results-based payments. The report also summarizes achievements in social inclusion and community-based REDD+, as well as the critical role of the global UN-REDD Programme in capacity building, knowledge management and facilitating south-south collaboration. Finally, with 2016 representing a year of transition for the UN-REDD Programme, the report outlines the Programme's 2017-2020 strategy and the way forward.

Eva Muller (FAO)

Nik Sekhran (UNDP)

Mette L. Wilkie (UN Environment)

UN-REDD Programme  
Strategic Group



# TABLE OF CONTENTS

<b>Executive Summary .....</b>	<b>1</b>
<b>1. Introduction.....</b>	<b>5</b>
<b>2. Progress against the Warsaw Framework .....</b>	<b>7</b>
2.1 National REDD+ Strategies and Action Plans .....	7
2.2 National Forest Monitoring Systems (NFMS).....	8
2.3 Forest Reference Emission Levels / Forest Reference Levels (FREL/FRL) .....	9
2.4 Safeguards and Safeguards Information Systems (SIS) .....	10
<b>3. Progress towards REDD+ Implementation .....</b>	<b>11</b>
<b>4. Country Results .....</b>	<b>12</b>
4.1 Argentina.....	12
4.2 Bangladesh.....	13
4.3 The Plurinational State of Bolivia (Bolivia) .....	14
4.4 Colombia .....	15
4.5 Costa Rica.....	17
4.6 Côte D’Ivoire.....	18
4.7 Ecuador .....	19
4.8 Honduras.....	20
4.9 Mexico.....	21
4.10 Mongolia.....	22
4.11 Myanmar .....	24
4.12 Nigeria.....	25
4.13 Papua New Guinea .....	26
4.14 Paraguay .....	27
4.15 Peru .....	28
4.16 Republic of the Congo.....	30
4.17 Sri Lanka.....	31
4.18 Uganda .....	32
4.19 Zambia .....	34
4.20 West Africa.....	35
4.21 Benin .....	35
4.22 Bhutan .....	36
4.23 Chad.....	36
4.24 Chile .....	36
4.25 The Dominican Republic.....	37
4.26 Ethiopia .....	37
4.27 Guatemala.....	37
4.28 Indonesia .....	38
4.29 Kenya .....	38
4.30 Madagascar .....	39
4.31 Malawi.....	39
4.32 Nepal.....	39
4.33 Pacific Islands.....	40
4.34 Panama.....	40
4.35 The Philippines.....	40
4.36 South Sudan.....	41
4.37 Tunisia .....	41

<b>5.</b>	<b>Thematic and Cross-cutting Issues.....</b>	<b>42</b>
5.1	Social Inclusion .....	42
5.2	CBR+ .....	43
5.3	Private Sector and the Green Economy .....	43
5.4	Tenure.....	44
5.5	Country Needs Assessments.....	45
5.6	Knowledge Management and Communications.....	46
5.7	2017 Programming Process .....	47
<b>6.</b>	<b>Financial Information.....</b>	<b>48</b>
6.1	National Programmes.....	49
6.2	SNA Approved Amount, Net Funded Amount and Expenditure.....	50
6.3	Funding Allocation for New Phase Projects.....	51
6.4	Expenditure – New Phase Projects .....	51
6.5	Donor Contributions .....	52
6.6	Interest .....	53
6.7	Funds Approved .....	53
6.8	Net Funded Amount .....	53
6.9	Expenditures by Category .....	53
6.10	Projects that Completed Operations.....	54
<b>7.</b>	<b>Looking Ahead – Strategic Issues and Opportunities.....</b>	<b>55</b>
7.1	Country Demand.....	55
7.2	Reconfiguration of the Programme – A Shift to Meet Future Demand and Needs.....	55
7.3	Resource Mobilization .....	56
7.4	Concluding Remarks .....	56
A.	Definitions .....	57
B.	Abbreviations and Acronyms .....	58

# EXECUTIVE SUMMARY

The 2016 Annual Report presents the results of the UN-REDD Programme between January and December 2016, in the context of key cumulative achievements since the Programme's inception in 2008. As partner countries move from readiness to implementation, and to reflect the Programme's 2016–2020 Strategic Framework, the 2016 Annual Report emphasizes progress against the UN Framework Convention on Climate Change (UNFCCC), the Warsaw Framework for REDD+ and advances towards REDD+ implementation. As of December 2016, the UN-REDD Programme had 64 partner countries across Asia and the Pacific, Africa, and Latin America and the Caribbean.

In 2016, the UN-REDD Programme increasingly focused its efforts on supporting countries in making progress towards completing the pillars of the Warsaw Framework for REDD+, requirements that must be finalized before becoming eligible for results-based payments. The framework, adopted in 2013, outlines four requirements of REDD+ readiness: national REDD+ strategies and action plans (NS/APs), national forest monitoring systems (NFMS), forest reference emissions levels/forest reference levels (FREL/FRLs) and safeguards and safeguards information systems (SIS).

Anchored by the human-rights-based approach, the UN-REDD Programme further strengthened its commitment to stakeholder engagement in 2016 through the development of mechanisms to enable the full and effective inclusion of women, indigenous peoples, civil society organisations, local communities and other stakeholders, in designs and decision making for REDD+ actions.

In 2016, a total of 51 countries received UN-REDD Programme customized support through National Programmes, targeted support, technical assistance, community based REDD+ initiatives, and country and regional needs assessments. In addition to 14 National Programmes, the UN-REDD Programme provided targeted support to 22 countries and two regions, and delivered technical assistance and backstopping to 51 countries between January and December 2016. The Programme also finalized needs assessments in seven countries and two regions, which proved critical in identifying gaps, as well as lessons learned and opportunities for south-south cooperation.

UN-REDD programming has incorporated lessons learned, in order to improve the range and flexibility of delivery mechanisms and best match each country's needs, and to swiftly provide technical expertise to maximize efficiency and effectiveness in helping partner countries to progress from REDD+ readiness to implementation. The results at country level are presented in detail in Section 4 of the Annual Report.

## Progress against the Warsaw Framework for REDD+

Since the adoption of the Warsaw Framework for REDD+ by the UNFCCC, the UN-REDD Programme has aligned its efforts and results reporting with the framework's four 'readiness' pillars.

The UN-REDD Programme has supported a total of 32 countries in advancing their national REDD+ strategies or action plans since 2013. Of these, nine have been finalized or adopted (the Democratic Republic of the Congo, Indonesia, Philippines, Tanzania, Viet Nam, Zambia, Chile, Ecuador and Peru), including three that were endorsed in 2016: Chile, Ecuador and Peru.

The UN-REDD Programme has also provided significant technical and political support to a total of 12 countries (Colombia, Costa Rica, Côte d'Ivoire, Ecuador, Mongolia, Myanmar, Nepal, Paraguay, Peru, Republic of the Congo, Sri Lanka and Zambia) to develop policies and measures for REDD+ implementation. The results are integrated into national or subnational REDD+ strategies, investment plans or the designs of specific actions, depending on the country context. The terms 'policies and measures' (PAMs) and 'REDD+ actions' are used interchangeably in the report.

With UN-REDD Programme support, 40 countries have made progress towards the development of their NFMS. In 2016, the Programme supported 17 governments in advancing their national forest inventories (NFIs). Bangladesh, Côte d'Ivoire and Papua New Guinea launched their NFIs over the course of the year, while Ethiopia and Zambia completed their national forest inventories. [Bangladesh](#), Papua New Guinea, [Sri Lanka](#) and [Zambia](#) also launched NFMS web portals, providing up-to-date land cover information from satellite land monitoring systems.

Of the 25 countries that have submitted FREL/FRLs to the UNFCCC, more than 70 per cent have received UN-REDD Programme support. A total of 20 countries received assistance from the Programme in 2016 to prepare and submit reference levels to the UNFCCC, or ongoing support to improve measures that were submitted in 2015. Cambodia, Côte d'Ivoire, Honduras, Nepal, Papua New Guinea, Sri Lanka and Uganda submitted their FREL/FRLs to the UNFCCC in 2016 or early 2017.

The UN-REDD Programme has supported 13 partner countries in preparing their country approaches to meet the UNFCCC requirements on safeguards. Additionally, six countries are close to concluding their first iteration safeguards information system (SIS) designs, and four have started work on their first summaries of information. The Programme has supported countries to increasingly link their safeguards approaches to the development of their REDD+ national strategies or action plans.

## The Road to REDD+ Implementation

Building on eight years of experience in REDD+ readiness, the next stage for the UN-REDD Programme is to focus on countries that are tangibly progressing towards REDD+ implementation. This includes preparation for results-based payments and resource mobilization so that the UN-REDD Programme can be a catalyst for successful cases of REDD+ on the 2020 horizon.

Among UN-REDD partner countries, Ecuador remains a pioneer in REDD+ implementation, becoming the second country – after Brazil – to complete all requirements under the

Warsaw Framework for REDD+ in order to receive results-based payments. The UN-REDD Programme has supported Ecuador's REDD+ readiness efforts since 2012. In 2016, Ecuador reported emission reductions of over 28 MMtCO<sub>2</sub> between 2008 and 2014, and in October become the first country to receive Green Climate Fund co-financing to implement policies and measures to reduce emissions from deforestation through its national REDD+ action plan. The achievements of other UN-REDD partner countries in this area positions the Programme as a leading partner in the implementation of the UNFCCC provisions on REDD+.

As detailed in the Annual Report, the UN-REDD Programme's support for REDD+ implementation in 2016 went beyond completion of the Warsaw Pillars. The Programme has supported countries in transforming national strategies into investment plans for resource mobilization, a critical step in ensuring the sustainability of REDD+ actions. In 2016, five countries received UN-REDD Programme assistance to develop investment plans or frameworks.

### Cross-cutting Themes

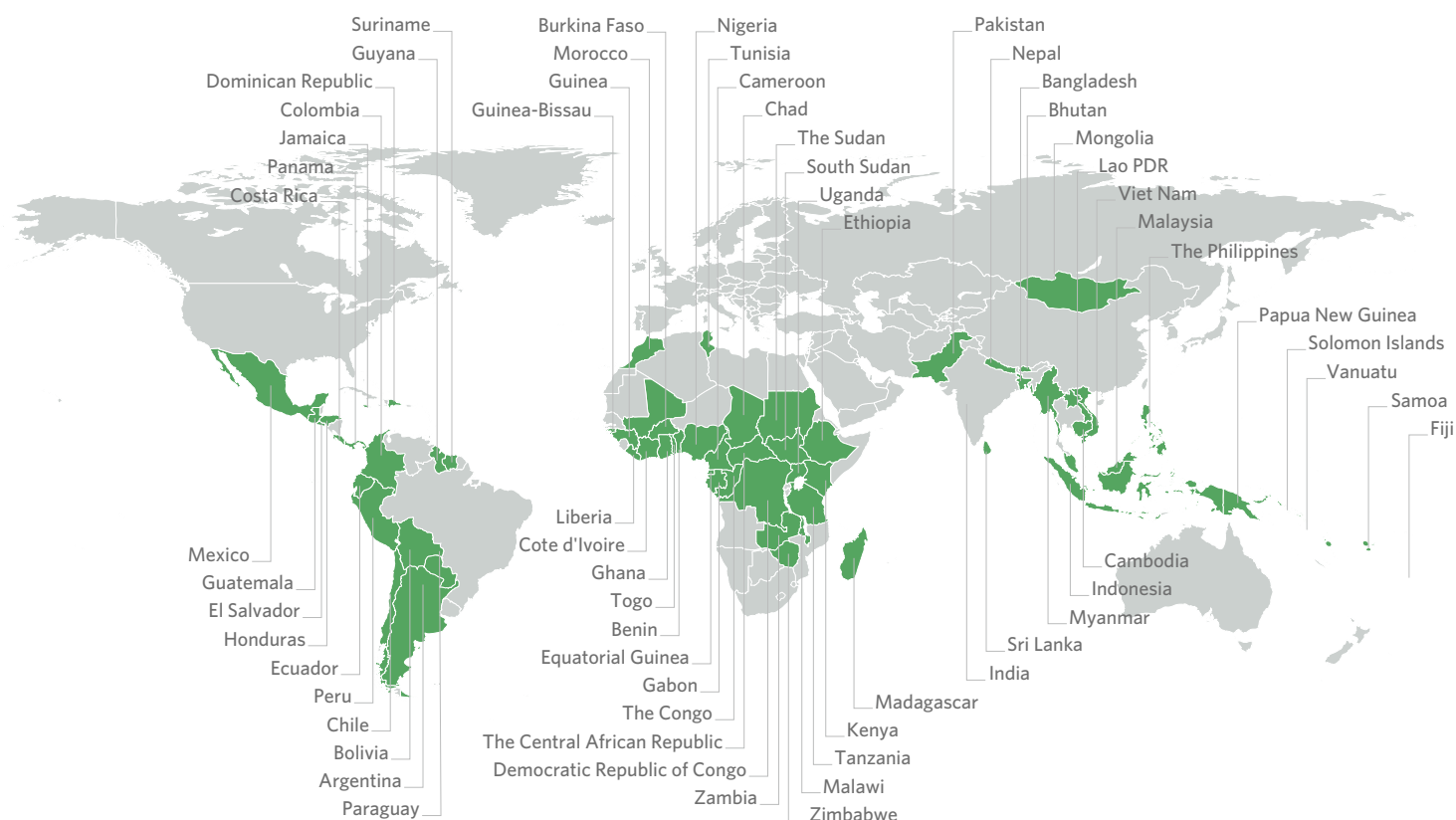
The UN-REDD Programme's support for the operationalization of the Warsaw Framework for REDD+, anchored by a human

rights-based approach to development policy, is complemented by efforts to ensure multi-stakeholder engagement and participation in the design and implementation of REDD+ actions. These include the consideration and mainstreaming of gender equality, social inclusion, actions for community-based REDD+ (CBR+), private sector engagement and analysis of tenure issues. These areas have been enriched by a strong component of knowledge management and communications at the global level, which has further increased opportunities for knowledge sharing as well as facilitated south-south cooperation and exchange.

**CBR+:** The CBR+ initiative – designed in partnership with the Global Environment Facility Small Grants Programme (SGP) – is being piloted in six countries: Cambodia, the Democratic Republic of the Congo, Nigeria, Panama, Paraguay and Sri Lanka. To date, a total of US\$ 3.5 million has been committed for community grants alone, representing 94 individual grants supporting grassroots REDD+ action implemented by indigenous peoples, forest communities and civil society organisations.

**Social Inclusion:** In 2016, the Programme continued to support over 25 partner countries to manage national participatory platforms that enable and incorporate the perspectives and

### Partner Countries of the UN-REDD Programme



In addition, support to Cook Islands, Gambia, Kribati, Marshall Islands, Niger, Palau, Senegal, Sierra Leone, Togo and Tuvalu.





proposals of indigenous peoples and forest communities, among other stakeholders, as well as informing national policies and institutions for REDD+. All countries supported by the UN-REDD Programme now have participatory mechanisms to sustain their national REDD+ processes. In 2016, the following countries stand out for the scale and quality of their participatory policy efforts: Colombia, Côte d'Ivoire, Honduras, Kenya, Mongolia and Sri Lanka. These initiatives have enabled the inclusion of human rights issues, such as the right to public participation, free, prior and informed consent, and tenure into REDD+ policy processes.

**Gender:** In 2016, UN-REDD partner countries continued to make steady progress to mainstream gender as a cross-cutting element of nationally led REDD+ processes. Results include the integration of gender and women's empowerment considerations within Myanmar's National Stakeholder Engagement Guidelines and Kenya's study on improving efficiency in forest operations and forest product processing. Paraguay's incorporation of gender perspectives into the country's review of the Cancun safeguards was also a notable achievement. The UN-REDD Programme's Methodological Brief on Gender, developed in 2016, will help guide governments and national stakeholders in gender mainstreaming throughout the REDD+ policy cycle.

**Private Sector Engagement:** Given the importance of the private sector in tackling deforestation, there is growing demand from UN-REDD partners to engage with large, medium and small enterprises. This engagement is critical to providing the right

enabling framework through national REDD+ strategies/action plans as well as the policies and measures outlined in investment plans. In 2016, the UN-REDD Programme worked with 11 countries (Colombia, Costa Rica, Côte d'Ivoire, Ecuador, Ethiopia, Indonesia, Ghana, Papua New Guinea, Paraguay, Peru and Zambia) on private sector engagement and the green economy. The UN-REDD Programme also continued its support for the Green Commodities Programme through global and in-country innovative activities and initiatives.

**Tenure and Governance:** As of December 2016, the UN-REDD Programme had supported ten countries (Benin, Lao PDR, Kenya, Madagascar, Malawi, Sri Lanka, Tunisia, Uganda, Viet Nam and Zambia) in conducting assessments of their tenure regimes in the context of REDD+. Additionally, the UN-REDD Programme has assisted 19 countries in enhancing their forest governance. In 2016, the emphasis was on countries' institutional and legal arrangements for REDD+ coordination and national forest monitoring systems (NFMS) securing and protecting the tenure rights of vulnerable peoples, strengthening sustainable forest management for REDD+ and Forest Law Enforcement, Governance and Trade (FLEGT).

**Knowledge Management and Communications:** The UN-REDD Programme's corporate communications have increasingly focused on identifying and communicating impact stories from partner countries as tools of engagement, knowledge transfer and empowerment. In 2016, the Programme responded to



growing partner country demand to host 102 knowledge events, including workshops and trainings (34 per cent of participants were women) with an overall satisfaction rate of 89 per cent. In addition, the Programme developed 56 knowledge products, many of them in several languages.

The Programme also bolstered its awareness raising efforts and exchange on REDD+ via the UN-REDD workspace, blogs and by providing capacity building in country through the REDD+ Academy. In 2016, 36 national face-to-face REDD+ Academy training sessions strengthened the capacities of more than one thousand partner country participants, of whom 27 per cent were women.

### Summary of Financial Status

Thanks to the continuous support of seven donors – Denmark, the European Union, Japan, Luxembourg, Norway, Spain and Switzerland – the UN-REDD Programme had received funding totalling US\$ 280.1 million as of December 2016. Of this, a net amount of US\$ 271.7 million (96 per cent) was received by participating agencies (FAO, UNDP and UN Environment), of which US\$ 223.9 million (82.4 per cent) was spent. In 2016, contributions received amounted to US\$ 13.1 million, transfers to agencies totaled US\$ 32.9 million and expenditures US\$ 43.8 million.

### Looking Ahead

Countries continue to seek wide-ranging support from the UN-REDD Programme: technical support, policy advice, capacity building and access to REDD+ financing. Of the 64 partner

countries, half regularly express the need for Programme support for their efforts on REDD+, especially after the Paris Agreement endorsed REDD+ and countries began to prepare nationally determined contributions (NDCs) with forest and land-use management components. As a result, the UN-REDD Programme has shifted focus towards providing expert technical assistance to help pioneering countries demonstrate REDD+ implementation, while developing knowledge management tools to inspire and support the broader readiness community.

In order to achieve these objectives, the UN-REDD Programme will continue to strengthen its donor base through a resource mobilization strategy focused on diversification of funders, as well as seeking opportunities for synergies and collaboration with global REDD+ initiatives, including the Green Climate Fund.

As 2016 represented a year of transition for the UN-REDD Programme, this report also gives an overview of the planning process that took place in order to reconfigure the Programme strategy and ensure alignment with forest country needs and demands.

The full Annual Reports of individual *National Programmes* and the *Support to National REDD+ Action: Global Programme Framework 2011-2016 (SNA)*, are found in Annexes 1-13 and Annex 14, respectively (accessible [here](#)).

The UN-REDD Programme is pleased to present its eighth annual progress report – the 2016 Annual Report. The report summarizes the results of the UN-REDD Programme between January and December 2016, as well as key cumulative achievements since the Programme's inception in 2008. As partner countries move from readiness to implementation, and to reflect the Programme's 2016–2020 Strategic Framework, the 2016 Annual Report emphasizes progress against the UN Framework Convention on Climate Change (UNFCCC), the Warsaw Framework for REDD+ and advances towards REDD+ implementation. This shift mirrors the transition in the UN-REDD Programme – as the second phase builds on the results and lessons learned from the first – and a subsequent revision of the results framework. This report therefore presents both achievements in the REDD+ readiness phase as well as early progress towards REDD+ implementation.

With the 2015 Paris Agreement now in force, there is increasing global focus and impetus for action on REDD+ within the broader climate architecture. The synergies between the Paris Agreement and REDD+ national and global level, as well as the catalytic role of the UN-REDD Programme, are clear. Indeed as operationalization of the Paris Agreement advances, the Programme increasingly supports countries to identify and implement strategies to honour commitments established under the Agreement, as well as nationally determined contributions (NDCs) and the UN's Sustainable Development Goals, among other international obligations.

The success of REDD+ action will be enhanced by the presence and scale of forest-climate action in a country's NDC. These objectives, in many cases, are already outlined in REDD+ national strategies and action plans, so efforts to link it to the NDC may provide the pathway to sustain the progress already achieved by countries through their REDD+ readiness efforts to date.

There are clear linkages between countries' NDCs and the four 'readiness' pillars of the Warsaw Framework for REDD+, which must be completed before a country becomes eligible for results-based payments. This means successful finalization of

national REDD+ strategy or action plans, estimation of forest reference emissions level/forest reference levels (FREL/FRLs), development of national forest monitoring systems (NFMS), and presentation of safeguards and safeguards information systems (SIS).

UN-REDD Programme support for NFMS, for example, leads to improved data monitoring and collection on land use, which combined with capacity building on greenhouse gas inventories helps countries to advance towards their NDCs under the Paris Agreement. National forest monitoring systems also help build a strong foundation for the requirements of the UNFCCC Enhanced Transparency Framework.

Going forward, the UN-REDD Programme anticipates the need to support countries to incorporate REDD+ into their NDCs, as this can serve as a catalyst to generate political will now and in the future. For those countries with significant mitigation potential in the forest and/or broader land-use sectors, the NDC can provide the momentum to advance on sustainable forest and land management, as well as test whether the forest as a mitigation stream is genuinely a national priority.

As UN-REDD partner countries move towards REDD+ implementation, the Programme has also strengthened its engagement with the private sector, recognizing its important role in the overall UN-REDD Programme goal of reducing forest emissions and engaging carbon stocks while advising on national sustainable development.

An estimated 1.5 billion smallholder forest and farm producers globally comprise nearly 90 per cent of the world's farms. Smallholders manage 500 million family farms and approximately 30 per cent of forest lands in developing countries, making up a significant part of the small-scale private sector. UN-REDD Programme support to engage and invest in local communities, as well as forest and farm smallholder/ small scale private sector contributes to the implementation of REDD+ actions. The UN-REDD Programme also engages with key traders and buyers through the Green Commodities Programme, recognizing that production of palm oil, soy, beef, timber, cocoa and other products and crops are responsible for between 70 and 80 per cent of tropical deforestation.

The year 2016 represented a period of transition for the UN-REDD Programme, as the Programme redesigned its results framework and operational strategy to reflect the changing global REDD+ landscape and the need to assist countries moving towards results-based payments. The UN-REDD Programme results framework is now more closely aligned with the four pillars of the Warsaw Framework for REDD+ and reflects a theory of change which understands that: (i) forests constitute an important source and sink of carbon; (ii) REDD+ phases are not linear but rather intertwined and can proceed in parallel; (iii) the gap in financing and support for implementing the actions that will generate emission reductions or enhancement

### Box 1. Accountability and transparency – MPTF Office Gateway

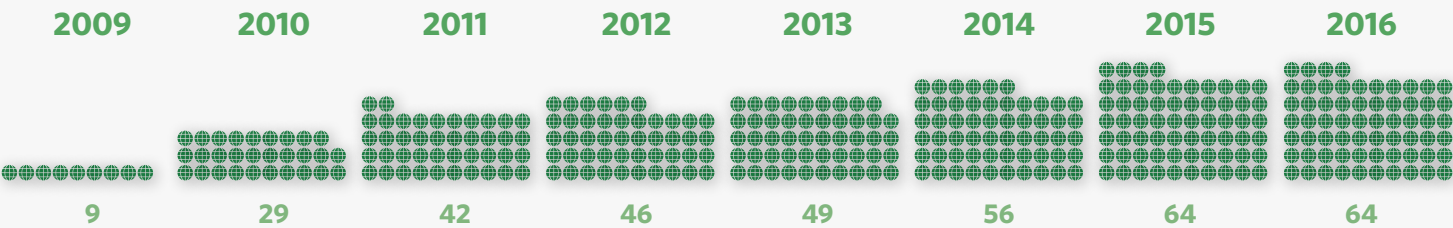
The **MPTF Office GATEWAY** provides real-time data from the Multi-Partner Trust Fund (MPTF) Office accounting system on donor contributions, programme budgets and transfers to Participating UN Organisations. It is a means to effectively provide fund administration services and facilitate monitoring and reporting to the UN system and the MPTF's partners. By providing easy access to the reports, including financial information as well as related project documents, the GATEWAY collects and preserves important institutional knowledge and facilitates knowledge sharing among UN Organisations and their development partners, thereby contributing to UN coherence and improving effectiveness.

of stocks delays the generation of results and their associated results-based payments; (iv) readiness is not a finite process and countries can be supported in implementing actions that will generate emission reductions while concurrently continuing their


readiness efforts; (v) progress on readiness is necessary to move towards implementation; however, it has been uneven across countries, and many still require support for readiness.

Figure 1. UN-REDD Programme country support


### Number of Partner Countries



### Number of countries with Targeted Support (Cumulative)




### Number of National Programmes (Cumulative)



Of the 26 National Programmes, 14 are active and 10 closed. In 2016, the approval of the National Programmes of Chile, Myanmar and Peru were confirmed.

### Number of countries that have received backstopping



5 new countries in 2016 

### Support to country needs assessments



7 countries



2 regional collaborations

### Countries with Community Based REDD+



6 pilot countries



## 2.1 National REDD+ Strategies and Action Plans

***"In seeking to obtain and receive results-based payments for their REDD+ results-based actions, developing countries should have a national strategy or action plan in place, in accordance with decision 9/CP.19, and a link to the national strategy or action plan should also be provided in the Lima REDD+ Information Hub" (UNFCCC REDD+ Web Platform).***

The UN-REDD Programme has supported a total of 32 countries in advancing their national REDD+ strategies or action plans. Of these, nine have been finalized or adopted (the Democratic Republic of Congo, Indonesia, Philippines, Tanzania, Viet Nam, Zambia, Chile, Ecuador and Peru), three of which were endorsed in 2016: Chile, Ecuador and Peru. A further ten countries have made significant progress with UN-REDD Programme support: Cambodia, Côte d'Ivoire, Republic of the Congo, Costa Rica, Guyana, Panama, Paraguay, Nigeria, Sri Lanka and Uganda. The Programme has also supported eleven countries in developing preparatory or strategic elements of their national REDD+ strategy or action plan (Argentina, Bangladesh, Benin, Colombia, Honduras, Ethiopia, Madagascar, Malawi, Mongolia, Myanmar, and Suriname). The UN-REDD Programme has supported eight countries (Côte d'Ivoire, Indonesia, Ethiopia, Kenya, Nepal, Panama, Tanzania and Zambia) in undertaking forest economic valuation studies or cost-benefits analysis, which help to make the case for REDD+ action. Anchored by a human rights-based approach, all REDD+ strategies and action plans are developed using a participatory approach, based on capacity building and technical support to governments, civil society, indigenous peoples and local communities. They include measures for increased transparency and robust, gender-sensitive institutional, legal and fiduciary arrangements.

In 2016, the UN-REDD Programme provided significant technical support to develop policies and measures for REDD+

implementation. The Programme supported 12 countries (Colombia, Costa Rica, Côte d'Ivoire, Ecuador, Mongolia, Myanmar, Nepal, Paraguay, Peru, Republic of the Congo, Sri Lanka and Zambia) in identifying, designing and prioritizing policies and measures that were aligned with national planning processes and development objectives. This included evaluating the potential benefits and risks of individual measures through stakeholder consultation. Spatial analysis was used in 12 countries to map the potential social and environmental benefits of REDD+, often tied to areas suitable for implementation of specific policies. The results are integrated into national or subnational REDD+ strategies, investment plans or the design of specific policies and measures, depending on the country context.

To help countries' transition to REDD+ implementation, the Programme supported the development of financial frameworks to cost, structure and sequence required investments. In 2016, the Democratic Republic of the Congo and the Republic of the Congo finalized a national REDD+ investment plan. Similar work is progressing in Costa Rica, Côte d'Ivoire and Zambia, incorporating a cost benefit analysis of strategic options and a spatial analysis of potential REDD+ benefits.

### Pillars of UNFCCC Warsaw Framework for REDD+



**National  
Strategies /  
Action Plans  
(NS/AP)**



**National Forest  
Monitoring  
Systems  
(NFMS)**



**Forest Reference  
Emission Levels /  
Forest Reference  
Levels  
(FREL/FRL)**



**Safeguards /  
Safeguards  
Information  
Systems (SIS)**





## Box 2. Building a Framework for REDD+ Implementation in Peru

**Peru** finalized its [Forests and Climate Change National Strategy](#) in July 2016. The Strategy provides the framework for REDD+ implementation in the Andean nation by integrating policies, actions and measures designed to bring about structural changes in forest and sustainable landscape management. In May 2016, the government launched the [Geodecisión](#) online spatial tool, designed to guide environmental decision-making, developed with targeted support from the UN-REDD Programme. The Peruvian Government also approved the [Guidelines for the Management and Implementation of REDD+](#) in 2016, which establishes directions on planning, management and REDD+ implementation at national, regional and local levels; access mechanisms for results-based payments; and articulation of the mechanisms aligning key stakeholders' with public policies.

*Additional highlights from the UN-REDD Programme in 2016 include the following:*

- **Costa Rica** revised its national REDD+ strategy following a theory of change approach, streamlining policies and measures to address the drivers of deforestation and potential for enhancing forest carbon stocks. This process formed the basis of an [implementation](#) plan that is being used to operationalize the strategy with different sources of support including the Forest Carbon Partnership Facility (FCPF).
- **Chile** finalized its National Strategy for Climate Change and Vegetation Resources in November 2016. The strategy is the result of a wide-reaching participatory process, incorporating a multi-region and multi-stakeholder approach.
- **Viet Nam** made significant progress towards integrating the Warsaw Framework for REDD+ into its National REDD+ Action Programme in 2016, as well as incorporating lessons learned from implementation in pilot provinces. Viet Nam has mobilized high-level political support around its multi-sectoral vision for REDD+ and green development.



## 2.2 National Forest Monitoring Systems (NFMS)

*"Having the national or, as an interim measure, subnational forest monitoring system in place is one of the requirements in order to be eligible for results-based payments in accordance with decision 9/CP.19, and information on the forest monitoring system should also be provided in the Lima REDD+ Information Hub5." (UNFCCC REDD+ Web Platform)*

With UN-REDD Programme support, 40 countries have made progress towards the development of national forest monitoring systems (NFMS). A total of 25 countries have received support on satellite land monitoring systems (SLMS) for the generation of land cover/land-use information. Many have developed national web portals for their NFMS and more than half of those countries now have operational [portals](#) or web platforms that display NFMS information. The Programme also supported 17 countries in advancing their national forest inventories (NFIs) in 2016.

The UN-REDD Programme has provided support to 25 countries to generate data for international reporting and for data visualization in their geospatial portals. Several open-source solutions are available for data processing (including the OpenForis suite) as well as cloud-based solutions.

The UN-REDD Programme has provided capacity building to develop greenhouse gas (GHG) inventories, as well as to strengthen reporting on the land use, land-use change and forestry sectors, to ensure consistency with REDD+ forest reference emission levels/forest reference levels (FREL/FRLs) and REDD+ results. This support complements the FAO project on the Mitigation of Climate Change in Agriculture (MICCA), through which the agency has provided broader GHG inventory assistance to additional countries, including on emissions from agriculture.

Additionally, the UN-REDD Programme provided support to several FAO initiatives on REDD+ monitoring, reporting and verification, including the Global Forest Observations Initiative, System for Earth Observation Data Access, Processing and Analysis for Land Monitoring, and [Open Foris](#), which provide the technical tools for NFMS implementation. Together with forest reference emissions levels/forest reference levels, these mechanisms provide the building blocks to establish NFMS at the national level. In turn, this foundational data contributes to sound REDD+ policy and decision making

*Additional highlights from the UN-REDD Programme in 2016 include:*

- **Ecuador** received support to submit its Biennial Update Report (BUR).
- **Bangladesh, Côte d'Ivoire and Papua New Guinea** launched their NFIs in 2016, while **Ethiopia** and **Zambia** completed NFIs.
- **Bangladesh, PNG, Sri Lanka and Zambia** launched NFMS web portals, providing up-to-date land cover information from SLMS.





## 2.3 Forest Reference Emission Levels / Forest Reference Levels (FREL/FRL)

*"Having an assessed national reference level or, as an interim measure, subnational reference levels in place is one of the requirements in order to be eligible for results-based payments in accordance with decision 9/CP.19."*

(UNFCCC REDD+ Web Platform)

The forest reference emission level (FREL/FRL) establishes the benchmark for measuring REDD+ results, including for results-based payments. The UN-REDD Programme has been instrumental in maintaining momentum for countries to construct and submit FREL/FRLs. Of the 25 countries that have submitted FREL/FRLs to the UNFCCC, more than 70 per cent have received UN-REDD Programme support.

With UN-REDD Programme assistance, seven countries submitted their FREL/FRL to UNFCCC in late 2016 (or early 2017): Cambodia, Côte d'Ivoire, Honduras, Nepal, Papua New Guinea, Sri Lanka and [Uganda](#). The Programme also supported nine countries (Argentina, Bhutan, Democratic Republic of the Congo, Fiji, Kenya, Mongolia, Myanmar, Nigeria and Panama) to significantly advance their FREL/FRL submissions, including through methodological work and consultations with a broad range of stakeholders from government ministries, non-governmental organisations, academia and the private sector. The UN-REDD Programme increased capacities and understanding of FREL/FRL in these countries through training on the UNFCCC requirements as well as information on the policy and technical implications of FREL/FRL construction. The Republic of the Congo, Paraguay, Zambia and Viet Nam, which submitted FREL/FRLs in 2015, received UN-REDD Programme support to improve the measures.

Several countries took advantage of the opportunity to collaborate and exchange FREL/FRL experiences during a session

### Box 3. Geoportal helps Sri Lanka take major step on road to implementing REDD+

The development of Sri Lanka's online geoportal is a significant step in the advancement of the nation's forest monitoring system and the path to REDD+ implementation. With UN-REDD Programme support, the portal will help Sri Lanka move closer to achieving the country's ambitious forestry development agenda and its nationally determined contributions under the Paris Agreement. The geoportal was launched by the Sri Lankan government in February 2017. The online geoportal assembles and disseminates forest-related data, analysis and information with the aim of reducing threats to Sri Lanka's forests and contributing to their preservation. Credible monitoring systems that measure, report and verify data on the condition of the country's forests is critical to that work. Sri Lanka's national strategy aims to enhance the role that forests play in mitigating the adverse effects of greenhouse gas emissions. A national task force comprising Sri Lanka's Forest Department, Department of Wildlife Conservation, Survey Department, Climate Change Secretariat, Central Environment Authority and Natural Resource Management Centre, offered technical advice and expertise on the development of this portal.



hosted by the UN-REDD Programme on the sidelines of COP22 in Marrakesh in November 2016. Honduras, Nepal and Papua New Guinea presented their planned FREL/FRL submissions during the forum, while Costa Rica and Malaysia, two countries that have already submitted a FREL/FRL to the UNFCCC and completed the technical assessment processes, provided feedback and advice.

The UN-REDD Programme provides technical support to ensure that FREL/FRL submissions to the UNFCCC are transparent, complete, consistent and as accurate as possible, as well as being aligned with the UNFCCC guidance. The Programme also assists countries in maintaining consistency between the FREL/FRL estimates and the national GHG inventories. UN-REDD support also helps countries to develop technical and functional processes and elements of the FREL/FRL design, such as identifying REDD+ activities to incorporate into the scope, and choosing the geographic scale and construction approach, including the choice of reference and the reporting periods for the results. The UN-REDD Programme promotes data transparency throughout the process to ensure that the information provided is sufficiently complete to allow for reconstruction of the submitted FREL/FRL.

In 2016, the UN-REDD Programme focused on building capacity in areas where gaps had been identified during the 2015 country needs assessment. In several countries, for example, FREL/FRL and GHG reporting are not the responsibility of the same government entity. However, by providing complementary support for FREL/FRL submissions and GHG inventory reporting through the biennial update reports and national communications, the UN-REDD Programme improved communication and data sharing between different government agencies and ensured consistency in reporting.





## 2.4 Safeguards and Safeguards Information Systems (SIS)

**The three fundamental safeguards requirements of the UNFCCC are that REDD+ countries should: 1) promote and support the “Cancun safeguards” throughout the implementation of REDD+ PAMs; 2) develop a safeguards information system demonstrating how the Cancun safeguards are being addressed and respected; and 3) provide summaries of information to the UNFCCC on how all the Cancun safeguards are being addressed and respected throughout the implementation of REDD+ PAMs.**

The UN-REDD Programme has supported 13 partner countries in their [country approaches](#) to meeting the UNFCCC safeguards requirements outlined above. Countries have increasingly linked their approaches to safeguards to the development of their REDD+ NS/APs. Six countries are close to concluding their first iteration [safeguards information system \(SIS\)](#) designs, and four have started work on their first [summaries of information](#).

In 2016, one third (4) of the 13 countries made progress with their first summaries of information: Colombia and [Ecuador](#) have finalized texts for their 2017 UNFCCC submission (submitted in February 2017); Sri Lanka and Viet Nam have prepared the outline contents and structures of their first summaries. Half (6) of the countries (Ecuador, Mexico, Paraguay, Sri Lanka, Viet Nam and Zambia) commenced or continued SIS design work in 2016 with UN-REDD Programme support. Most of these SIS first iteration designs are close to completion and the countries are moving towards operationalization in 2017. Additionally, the UN-REDD Programme supported 10 of the countries (Argentina, Chad, Colombia, Ecuador, Mexico, Nigeria, Panama, Paraguay, Sri Lanka and Viet Nam) in carrying out assessments of how

existing governance arrangements can help to address and respect the safeguards during REDD+ implementation.

*Additional highlights from the UN-REDD Programme in 2016 include:*

- **Mexico** completed all elements of its National Safeguards System, including legal, institutional and operational frameworks. The system will be fully operational and articulated between national and state levels in 2017.
- **Nigeria** piloted a subnational approach to safeguards as part of Cross River State’s REDD+ strategy development. The country assessed the [benefits and risks](#) of priority REDD+ policies and measures, reviewed existing policies, laws and regulations that could be used to enhance benefits/minimize risks, as well as developed safeguards [principles and criteria](#) to make sure that environmental and social concerns are addressed when designing REDD+ policies and measures (See [blog interview](#)).
- **Paraguay** made significant advances in their [country approach to safeguards](#). The country reviewed the national interpretation of the Cancun safeguards, assessed relevant policies, laws and regulations and identified progress and potential needs for the strengthening of institutional capacities to respect safeguards, and then proposed key design elements and identified existing information systems for the SIS (See [blog interview](#)).
- **Sri Lanka** concluded the first iteration of its [national approach to safeguards](#) in five key steps: 1) determined the goals and scope of the safeguards approach; 2) interpreted the Cancun safeguards in accordance with Sri Lanka’s national circumstances; 3) assessed [benefits and risks](#) of policies and measures in the National REDD+ Strategy; 4) assessed existing [policies, laws and regulations](#); and 5) designed a safeguards information system (See [blog interview](#)).

As the international requirements for REDD+ have now been fully defined and agreed within the UNFCCC, the UN-REDD Programme has adjusted its focus to support countries in making progress towards REDD+ implementation. UN-REDD Programme support is increasingly targeted towards technical and policy assistance that will help countries achieve and sustain the REDD+ objectives under the UNFCCC, known as the Warsaw Framework for REDD+.

The leading example in REDD+ achievements is **Ecuador**. The UN-REDD Programme has supported Ecuador's REDD+ readiness process since 2012. As a result of this support, Ecuador has developed a National REDD+ Action Plan and became the second country in the world – after Brazil – to complete all the requirements under the Warsaw Framework for REDD+ and to receive results-based payments. In 2016, Ecuador reported emission reductions of over 28 MMtCO<sub>2</sub> between 2008 and 2014. By 2017 the country will have submitted its [summary of information](#) on how the country addresses and respects UNFCCC safeguards. Moving beyond the readiness phase, Ecuador hopes to secure additional finance from the international community in the form of results-based payments from REDD+ through the Green Climate Fund (GCF). In October 2016, Ecuador secured a US\$ 41 million GCF grant to finance the implementation of its National REDD+ Action Plan. This is the first time that the GCF has approved a REDD+ phase 2 (implementation) project.

The UN-REDD Programme has supported several other countries in making progress towards completing their REDD+ requirements by finalizing, adopting and in some cases submitting national strategies to the UNFCCC. These countries include **Chile** (submitted to the UNFCCC), **Ecuador** (submitted to the UNFCCC and partly financed by the GCF), **Nigeria** (NS drafted), **Peru** (endorsed by a Presidential decree and submitted to the UNFCCC), the **Republic of the Congo**

(drafted) and **Viet Nam** (NS being updated to align better with UNFCCC provisions). In Nepal and Viet Nam, these national strategies were supplemented by the development of several sub-national REDD+ action plans, in which national-level policies and measures were adapted into locally specific interventions, including estimates of finance, monitoring requirements and risk mitigation.

Another key step, supported by the UN-REDD Programme, is the transformation of national strategies into investment plans to assist with resource mobilization (e.g., bilateral donors, GCF proposals, domestic funding, private sector partnerships, etc.). UN-REDD Programme experience has demonstrated that the design of investment plans and/or investment frameworks – coupled with institutional work around REDD+ financing mechanisms or arrangements – proves crucial to REDD+ implementation. In 2016, the Programme supported five countries in developing REDD+ investment plans or frameworks (see Section 2.1 of this report).

Progress against all four pillars of the Warsaw Framework for REDD+ is essential for REDD+ implementation. As detailed in Section 2, the UN-REDD Programme continued to provide support in 2016 to countries making progress towards submitting FREL/FRLs, developing NFMS and meeting the requirements for safeguards and SIS.

The UN-REDD Programme continues to support a participatory approach throughout the process. As countries move from REDD+ readiness to implementation, the Programme has actively incorporated national stakeholders, including civil society and indigenous peoples, forest communities and smallholder farms. This engagement, recognition and support will be maintained through the planning and implementation of REDD+ actions. These efforts are also strengthened through collaboration with other initiatives such as the Forest and Farm Facility (FFF).





This section presents the principal results achieved in the 35 countries and two regions supported by the UN-REDD Programme during 2016. The first section puts a spotlight on achievements in the 14 countries with National Programmes as well as five countries that received significant UN-REDD technical support, and the West African regional support. The second section highlights results in the remaining 16 countries, which received a lower level of technical support yet made important gains in REDD+ readiness, and in which UN-REDD Programme funding was still catalytic in helping countries make progress against the Warsaw Framework for REDD+ during 2016. It also presents results from targeted support in the Pacific Islands region.

These symbols show the overall support provided to each country.



National Programme (NP)



Targeted support (TS)



Technical Assistance (TA)



Country Needs Assessment (CNA)



Regional Needs Assessment (RNA)



Community Based REDD+ (CBR+)

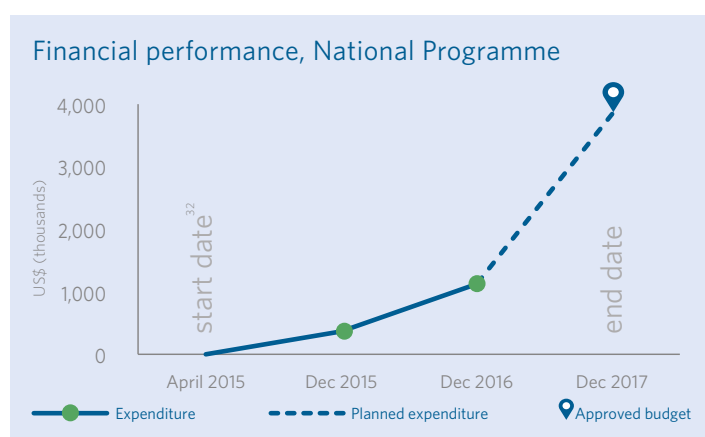
## 4.1 ARGENTINA



*The major contribution of UN-REDD Programme support is to consolidate work on the REDD+ readiness process after a period of political and staff changes in its Argentinian counterpart. Efforts focused on the progress against the four Warsaw Pillars, in particular adjusting the national roadmap, analyzing data and institutional gaps, and developing information and technical inputs.*

### Progress against the Warsaw Framework for REDD+ National REDD+ Strategy/Action Plan

Argentina continued its NS/AP development process, reaching an agreement on the roadmap and methodology to be used to identify drivers of deforestation and forest degradation, including deforestation scenarios, and conducted a REDD+ cost-benefit analysis. The results will serve as the basis for a first draft of the NS/AP in 2017. Argentina also finalized a stakeholder engagement plan and started a series of capacity building events involving national government agencies, as well as sub-national government and indigenous peoples' representatives.



#### Argentina

Total budget, National Programme	US\$ 3,842,370
Total budget, targeted support <sup>33</sup>	US\$ 191,512
Total UN-REDD financial support	US\$ 4,033,882

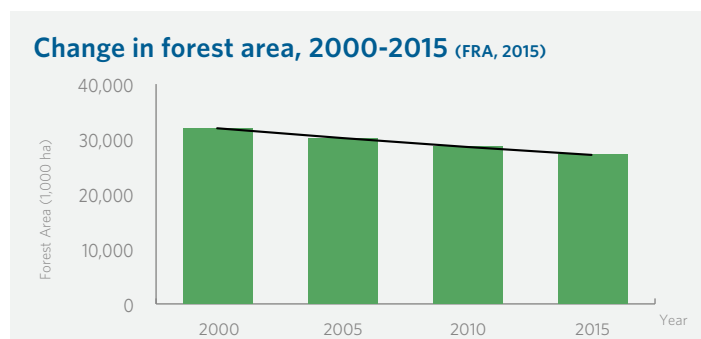
A consultation protocol targeting indigenous peoples started with planning and discussions of the roadmap with relevant government entities.

### National Forest Monitoring System (NFMS)

The country is going through a process of internal revision and restructuring of its NFMS to incorporate innovation and cutting-edge science. Support to the Forestry Directorate within the Ministry of Environment and Sustainable Development (MAYDS) includes specific technical dialogues and inputs on NFMS in the context of REDD+. A technical roadmap was developed to identify means with which to strengthen the NFMS and its pillars, specifically the Satellite Land Monitoring System, and GHG-inventory. Its purpose is to enable the NFMS to respond better to UNFCCC reporting requirements. The roadmap focuses on the needs of prioritized ecoregions, as well as on the technical work required to automate monitoring functions and strengthen capacities beyond MAYDS and specific academic and research institutes. Argentina has also reviewed and strengthened its monitoring, reporting and verification of mitigation actions. Argentina's [NFMS web dissemination platform](#) continues to be active and is receiving support.

### Forest Reference Emission Level / Forest Reference Level (FREL/FRL)

The UN-REDD National Programme supported the identification of relevant background information and data required for the



construction of the FREL/FRL, as well as establishing a technical working group to develop the reference. Gaps in data availability, institutional arrangements and national circumstances were identified as a basis for preparation of the roadmap and the methodological approach. Short-term and long-term needs were identified through a joint effort by the UN-REDD Programme, MAYDS and academia to enhance the NFMS and its links with the construction of the FREL/FRL.

### Safeguards and Safeguards Information System (SIS)

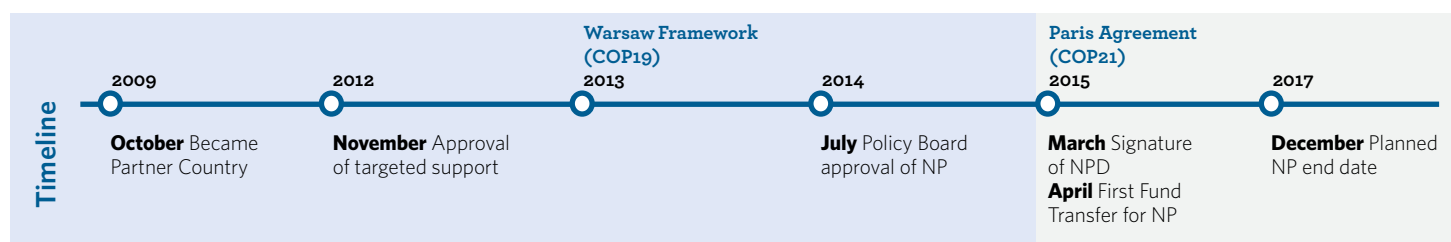
The Programme's support contributed to the establishment and operation of a Safeguards Working Group with representatives from relevant ministries, academia, NGOs and the private sector. As part of the process of developing Argentina's SIS, and through collaboration between MAYDS, Fundación Ambiente y Recursos Naturales (FARN) and relevant stakeholders, the National Programme helped identify and analyze the legal and institutional framework – and the related gaps – to address and respect Cancun safeguards at the national level. Results were shared and discussed with the working group.

## Challenges and Solutions

Changes in government representatives after the 2015 election hampered the implementation and progress of the National Programme. UN-REDD Programme agencies monitored the transition period closely until the new stakeholders were in place. Activities resumed in the second half of 2016.

Financial management was also a challenge. The Project Management Unit (PMU) invested significant time in addressing issues raised during an internal audit and developed a proposal to strengthen the administrative and management processes. Roles and responsibilities have also been clarified. The previous arrangements, together with a renewed commitment from the national focal points and authorities, as well as the dedicated work of the PMU, enabled implementation to increase speed in late 2016. However, this may be insufficient to recover lost time and the government has decided to request a no-cost extension of the National Programme.

The multi-stakeholder engagement approach improved the quality of results but slowed down certain processes.



## 4.2 BANGLADESH

NP TS

*The Bangladesh UN-REDD National Programme commenced in 2015. Bangladesh's NDC (2015) identifies afforestation and reforestation as potential measures in the forestry sector. The NDC objectives relating to improved cooking stoves will further reduce pressure on fuelwood extraction from forested areas. The Seventh National Five Year Plan (2016-20) sets clear targets for afforestation/reforestation and plantation programmes. The draft Forestry Master Plan sets out a target to ensure that at least 20 per cent of the country has tree cover by 2035, with a minimum canopy density of 50 per cent. All these national priorities and decisions will be factored into discussions on potential policies and measures for the REDD+ strategy in 2017.*

### Progress against the Warsaw Framework for REDD+ National REDD+ Strategy/Action Plan

In 2016, Bangladesh completed the drivers of deforestation and degradation study, outlining the main drivers, their underlying causes and the barriers to biomass enhancement. On the basis of this analysis, it was determined that Bangladesh's national REDD+ strategy should focus on illegal felling, fuelwood collection, agricultural expansion, encroachment and weak governance. Appropriate policies and measures to address these drivers and barriers will be determined through national consultation processes and expert analyses in 2017. To facilitate

efficient management of the REDD+ strategy development process, the REDD+ Cell was restructured.

### National Forest Monitoring System (NFMS)

As part of the NFMS, the National Programme initiated the development of an integrated forest information system for land cover and prepared a database of emission factors. The National Programme constructed and is maintaining a reference system and archive for data gathered, as well as documents and maps relevant to the NFMS.

### Forest Reference Emission Level / Forest Reference Level (FREL/FRL)

In 2016, Bangladesh developed a methodology for historical forest cover change assessment and identified satellite data. The National Programme established an activity database and built national capacity for remote sensing and GIS, in the process providing the team undertaking the Third National Communication to the UNFCCC with advice and data from the LULUCF sector.

### Safeguards Information System (SIS)

Funding constraints limited work on SIS under the 2016 National Programme, however, a review of planned activities in 2017 will

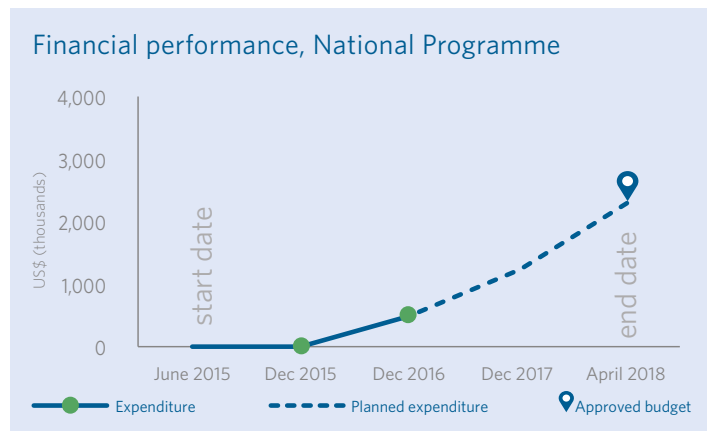
re-assess the potential to make progress on SIS development with UN-REDD Programme support.

## Challenges and Solutions

The programme experienced recruitment delays, which were finally resolved in March 2016, after which the National

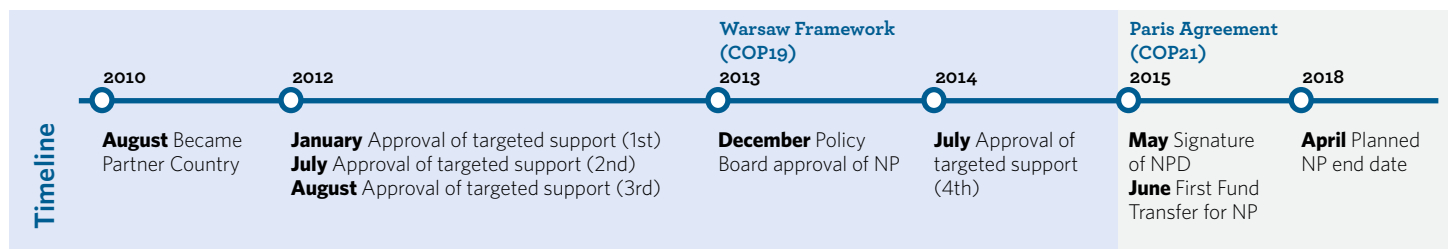
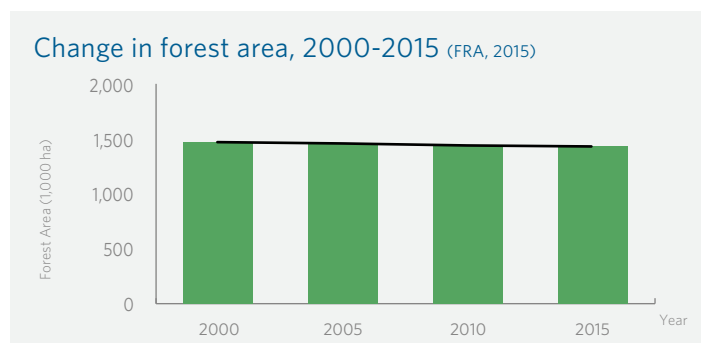
Programme was approved by the government to initiate activities in June 2016. To make up for the time lost prior to receiving this approval, the National Programme is trying to expedite activities by shortening the periods estimated for studies and report preparation, and conducting studies simultaneously where feasible.

To raise awareness and address misunderstandings on REDD+ among key national stakeholders, the UN-REDD Programme created an awareness and stakeholder engagement plan that included preparing online and published materials for disseminating information, and facilitating the meaningful representation of civil society organisations and indigenous peoples in the Programme's Executive Board and other national bodies related to REDD+.



### Bangladesh

Total budget, National Programme	US\$ 2,300,500
Total budget, targeted support	US\$ 357,000
Total UN-REDD financial support	US\$ 2,657,500



## 4.3 THE PLURINATIONAL STATE OF BOLIVIA (BOLIVIA)

NP

In order to contribute to climate change mitigation, Bolivia developed the Joint Mitigation and Adaptation Mechanism for the Sustainable Management of Forests and of Mother Earth (the "Joint Mechanism", JMA), within the framework of which the UN-REDD National Programme is being implemented. The National Programme commenced in 2010 and came to an end in December 2016.

### Progress against the Warsaw Framework for REDD+ National Forest Monitoring System (NFMS)

As a continuation of previous UN-REDD Programme work, the National Programme in 2016 supported the JMA and its registry to generate and compile data related to the sustainable management of forests, with a focus on climate change mitigation and adaptation. A total of 376 local initiatives have been registered. The tool and accompanying data are being reviewed by the current authorities for final endorsement.

The National Programme supported the conceptualization, development and implementation of the NFMS which was

completed in 2016 and endorsed in its different modules and subsystems. There are three subsystems: 1. regulation and control for integrated forest management; 2. forest development; 3. climate change and forests. Forest monitoring and integration of the information from forest information systems at state level and from civil society is required by law.

The National Programme contributed to the generation of deforestation data for 2016 (in collaboration with the Autoridad de Bosques y Tierra - ABT) as well as to the development of the methodology and preliminary results of the land cover and land-use map for 2015, in collaboration with the Vice Ministry of Lands.

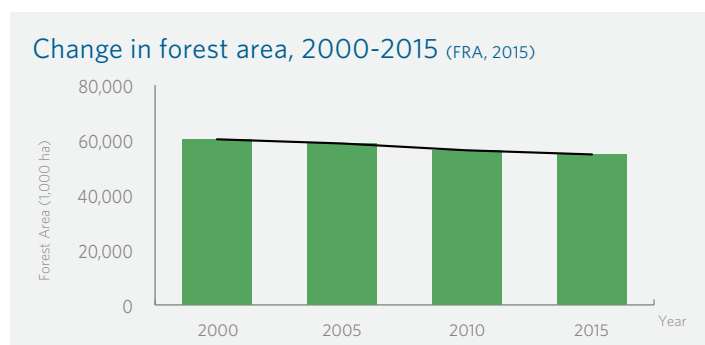
The feasibility study for the national forest inventory incorporated information from a national pilot with field data and historical information for forest management, generating a methodological proposal for the National Forest Inventory. This process also led to the generation and approval of two technical

regulations on data use for the preparation and submission of forest land management plans. The approval of these regulations will contribute to a reduction in illegal forest use and enhanced sustainable livelihoods for forest users.

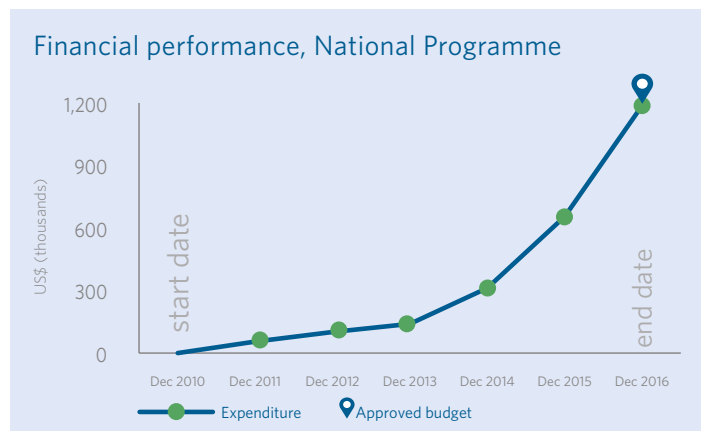
The [web portal](#) of the NFMS has published several online tools and data, including: i) Geobosque (open source web-geospatial platform); ii) online monitoring tools; iii) auditing and control; iv) forest conservation; v) monitoring data on afforestation/ reforestation; vi) data on climate change and forests.

## Challenges and Solutions

Changes in government political and technical focal points during the year and in previous years hindered the smooth implementation of activities and institutionalization of the NFMS. However, this improved towards the end of 2016 with increased commitment from counterparts.

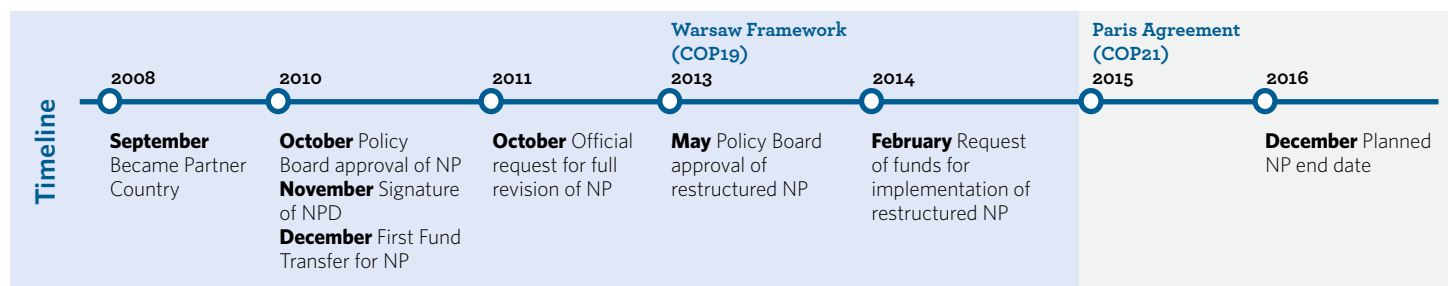


In addressing these challenges, and as a working approach since activities commenced, the National Programme team established communication channels with partners and stakeholders as an integral part of the implementation team. Joint work plans were prepared and circulated by the National Programme team, with constant feedback from the authorities to better align with national priorities and avoid duplication with other related initiatives. The National Programme team has been working to ensure that all manuals, documentation and tools will be correctly transferred to the current authorities and institutions with the aim of completing these efforts in the first half of 2017.



### Plurinational State of Bolivia (Bolivia)

**Total budget, National Programme** US\$ 1,187,591



## 4.4 COLOMBIA

NP TS RNA

The UN-REDD National Programme, in line with other REDD+ readiness initiatives including the FCPF, the Biocarbon Fund and the GLZ Programme on Forests and Climate, has supported Colombia in completing its REDD+ readiness process and implementing the Joint Declaration of Intent on REDD+ (JDI/REDD+) between Colombia and the governments of Norway, Germany and the UK. Colombia's approach includes the AFOLU sector to achieve the unconditional target proposed in its INDC. The National Programme commenced in 2014 and will come to an end in December 2017.

### Progress against the Warsaw Framework for REDD+ National REDD+ Strategy/Action Plan

The policy framework for REDD+ has been assessed and two complementary policies are under development including

the National REDD+ Strategy and a National Policy to Combat Deforestation, both anchored in Colombia's National Development Plan. Colombia plans to achieve its national and international commitments to zero net deforestation in the Amazon region by 2020 and nationally by 2030.

In 2016, Colombia undertook a participatory process to identify and prioritize REDD+ policies and measures to tackle deforestation drivers at a regional and sectoral level. Economic analyses and deforestation scenarios have been an important input for this first prioritization. The UN-REDD National Programme has focused on the pacific region and the government has commenced work on an investment portfolio for REDD+ implementation, which will be completed by 2017.




Colombia advanced the design and implementation of a participatory process to develop Colombia's National REDD+ Strategy, with emphasis on indigenous peoples, afrocolombians, campesino and women's groups. Dialogue and consultation took place with different sectors, and mechanisms and structures have been established for participation and decision-making at subnational and sectoral level. The National REDD+ Platform, Mesa REDD+, is planned for March 2017.

### National Forest Monitoring System (NFMS)

Based on the NFMS developed in 2012, in 2016, Colombia completed a roadmap for combining different forest monitoring systems. Through these linked information systems (National Forest and Carbon Monitoring System [SMBYC], National Forest Inventory [NFI], National Forest Information System [SNIF], and the greenhouse gas inventory) Colombia increased the consistency and robustness of the process of measuring, reporting and verification of deforestation and associated emissions reductions. A draft decree was also finalized regulating the SMBYC, NFI and SNIF. Finally, a methodological approach based on fragmentation analysis is in place for monitoring forest degradation at a national level. This is expected to collect and share information on forest degradation during 2017.

### Forest Reference Emission Level / Forest Reference Level (FREL/FRL)

The REDD+ technical annex was submitted to the UNFCCC as part of the Biennial Update Report in 2016 and the



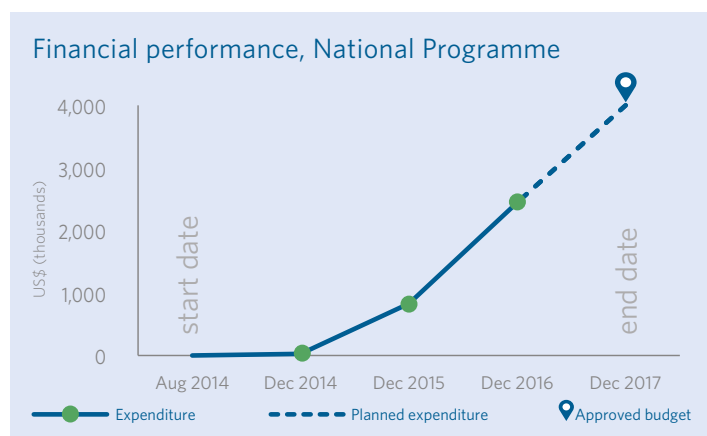
measuring, reporting and verification process resulting from the implementation of the REDD+ activities in the Amazon biome is close to completion. Drivers and agents of deforestation at a national level from 2005 to 2015 have been identified to support the analysis of national circumstances for the establishment of a national FREL.

### Safeguards and Safeguards Information System (SIS)

The approach for the National Safeguards System was defined through a participatory process. Within the National Safeguards System, the SIS is integrated with the grievance mechanism and the legal and institutional framework needed to address and respect REDD+ safeguards when designing and implementing REDD+ policies and measures. Achievement of the JDI milestones was supported with information on safeguards for the Amazon to be submitted to the UNFCCC during 2017.

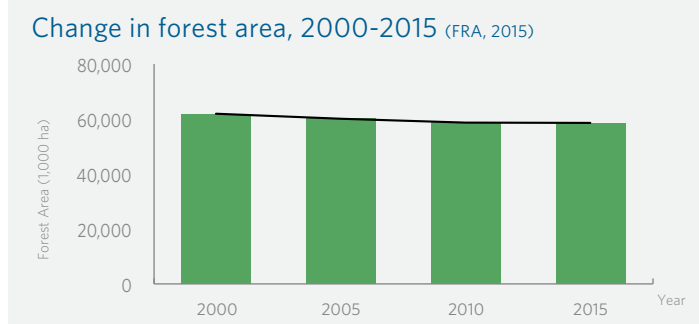
### Challenges and Solutions

Consolidating a participatory process for REDD+ implementation represents a challenge for the country given the territorial extension, multicultural richness, high biodiversity, and the socioeconomic and institutional dynamics associated with the peace process. To face this challenge, the National Programme has completed a Stakeholder Participation Plan (PPA) aimed at ensuring that the design and implementation of the NS has effective participation of relevant key stakeholders, with priority given to indigenous peoples, afrocolombian communities and campesino organisations.



#### Colombia

Total budget, National Programme	US\$ 4,000,000
Total budget, targeted support	US\$ 50,000
Total budget, CNA for Mesoamerica	(Part of regional CNA in Mesoamerica)
Total UN-REDD financial support	US\$ 4,050,000 (+)



## 4.5 COSTA RICA

TS TA

Support was provided during 2016 to finalize REDD+ readiness in Costa Rica through a participatory process that involved designing the institutional arrangements for the REDD+ strategy, the submission of the FREL/FRL to the UNFCCC, productive and financial private sector engagement, financial planning for the REDD+ Strategy, and a monitoring system for productive landscapes. Ongoing support is helping to develop a robust NFMS for reporting REDD+ results.

### Progress against the Warsaw Framework for REDD+ National REDD+ Strategy/Action Plan

Costa Rica has a draft national REDD+ strategy. The UN-REDD Programme provided technical support to systematize the [participatory process](#) (see [video](#)), analyze the [institutional arrangements for REDD+](#) and improve the strategy, resulting in a simplified version with clear links to the main drivers of deforestation. The revised strategy served as a basis for the [REDD+ implementation plan](#) and the financial plan for the national REDD+ strategy, based on an estimation of needs for REDD+ policies and measures, implementation costs and multiple benefits analysis. The Programme supported the development of a Monitoring System for Productive Landscapes (MOCUPP) to support application of the forestry law on land-use change and deforestation associated with the production of pineapple and other commodity exports.

### National Forest Monitoring System (NFMS)

The Programme has supported the planning and design of the NFMS, called the National Monitoring System of Land Use, Land Cover and Ecosystems (SIMOCUTE), led by the Environmental Geospatial National Center (CENIGA), with the participation of nine governmental and three academic institutions. The most significant advances have been a technical proposal for SIMOCUTE's design; a governance mechanism

for technical decisions; and a roadmap for technical design and implementation. These achievements have enabled Costa Rica to leverage other sources of funds (Banco Interamericano de Desarrollo – Centro Agronómico Tropical de Investigación y Enseñanza [BID-CATIE]). SIMOCUTE's design is ongoing, with seven working groups focused on: remote sensing, National Forest Inventory, classification system, integration of MRV systems (REDD+, NAMAs), ecosystems, financing and sustainability, and institutional arrangements.

### Forest Reference Emission Level / Forest Reference Level (FREL/FRL)

The country submitted its [Forest Reference Emission Level/Reference Emission Level](#) (FREL/REL) to the UNFCCC in 2016. The FREL/FRL is harmonized, in so far as is possible, with the reference presented in the FCPF's Emission Reduction Programme Document (ERPD) for the World Bank. The FREL/RELs is being improved with the feedback received through the technical assessments, technical dialogues and backstopping of the UN-REDD Programme. Support is being provided to incorporate forest degradation into the reference presented in the [ERPD](#), as required by the [Technical Assessment Report](#).

### Safeguards and Safeguards Information System (SIS)

In 2016, Costa Rica updated the set of indicators prepared during 2014 and 2015 to align safeguards indicators with the policies and actions comprising the National REDD+ Strategy, by means of a risk benefit analysis to be carried out in 2017. Costa Rica plans to submit a first summary of information on safeguards to the UNFCCC in 2017.

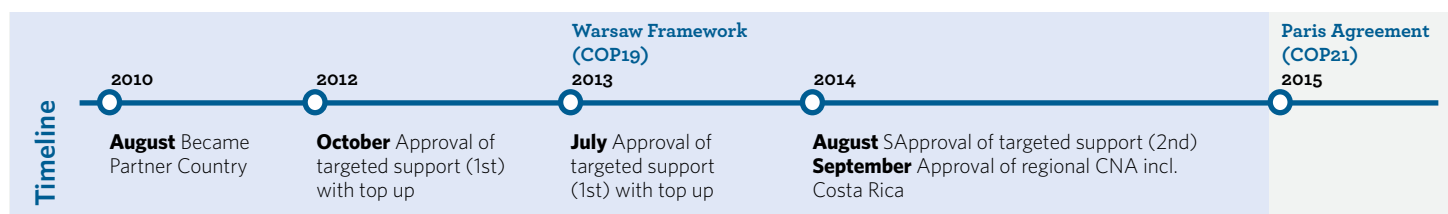
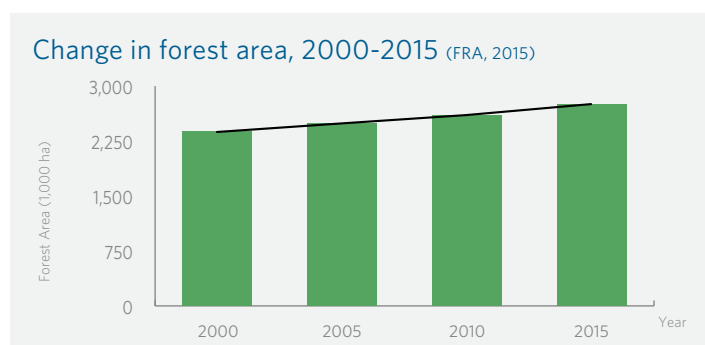
### Challenges and Solutions

There are several initiatives in place that could leverage the implementation of policies and measures from the REDD+ national strategy (i.e. cattle and coffee). However, those are not articulated as part of a broader national strategy or policy. Following up on the recommendations of the institutional and governance analysis supported through the Programme could help address this.

### Costa Rica

Total budget, targeted support

US\$ 1,002,383



## 4.6 CÔTE D'IVOIRE

NP TS RNA

2016 was a key year for the consolidation of the REDD+ preparation process in Côte d'Ivoire as the country prepares to move into the REDD+ demonstration and implementation phase. In addition to the points highlighted below, the country also benefited from a south-south knowledge exchange with Costa Rica on the implementation and operationalization of REDD+ and payments for ecosystem services. This resulted in a [Memorandum of Understanding](#) between the two countries, signed by the two Ministries of Environment during the COP22.

### Progress against the Warsaw Framework for REDD+ National REDD+ Strategy/Action Plan

After identifying the causes of deforestation and forest degradation, the Ministry of Environment launched a participatory process for the development of the REDD+ national strategy. The process involved more than 70 representatives from government, civil society (represented by the OI-REN platform), the private sector and technical and financial partners in a series of meetings and workshops over a period of four months. As a result, policies and measures were formulated across the eight strategic axes of REDD+: five operational

axes to implement actions and measures to combat the causes of deforestation and three operational axes to facilitate implementation of the REDD+ strategy policies and measures at national and local levels.

Additionally, the UN-REDD Programme supports the [mapping](#) of public funding aligned with REDD+ in Côte d'Ivoire, private sector investment opportunities, assessments of forest ecosystem services and land-use planning to support non-carbon benefits.

These results served as the basis for the presentation of the first version of the REDD+ strategy during COP22 in Morocco. This version is being validated through a series of national participatory consultations, where different stakeholders from local communities, civil society and other regional stakeholders can identify local mechanisms that can assist in the implementation of the strategy and identify potential social and environmental risks.

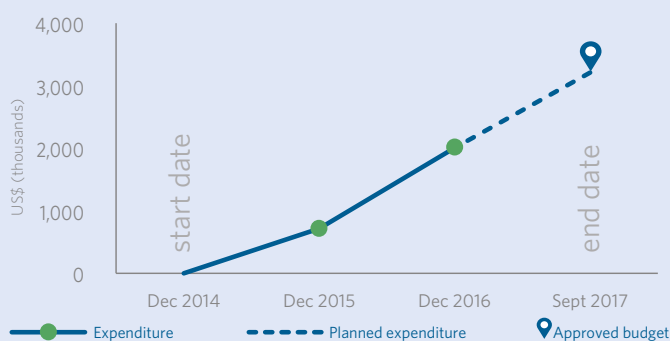
### National Forest Monitoring System (NFMS)

In 2016, the UN-REDD Programme supported the Permanent Executive Secretariat for REDD+ to establish a measurement, reporting and verification body to carry out several studies, including an analysis of the drivers of deforestation and forest degradation.

### Forest Reference Emission Level / Forest Reference Level (FREL/FRL)

The Ministry of Environment finalized its National Forest Reference Emission Level (FREL), which was submitted to the UNFCCC on 2 January 2017. The FREL comprises a deforestation

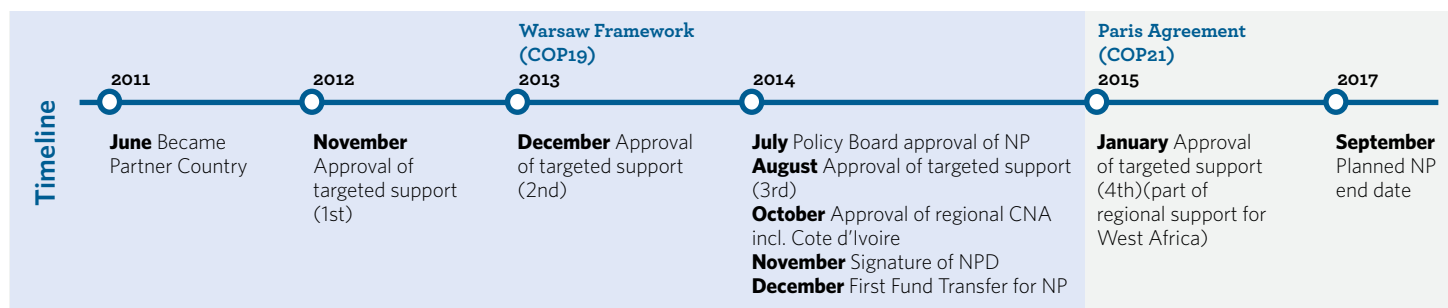
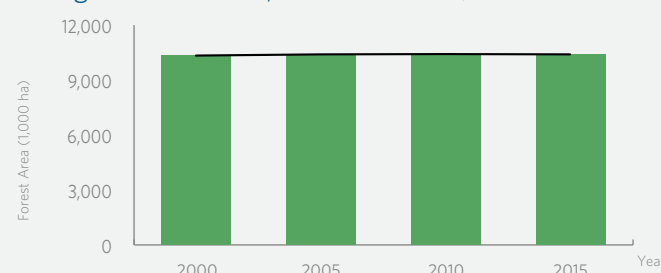
Financial performance, National Programme



#### Cote d'Ivoire

Total budget, National Programme	US\$ 3,210,000
Total budget, targeted support	US\$ 525,000 (+ part of regional targeted support approved in 2015 for West Africa).
Total budget, CNA	(Part of regional needs assessment in West Africa)
Total UN-REDD financial support	US\$ 3,735,000 (+)

Change in forest area, 2000-2015 (FRA, 2015)



baseline for 2000 to 2015 based on the deforestation map and land-use change. The FREL will be supplemented by the results from the first national inventory of forest biomass (currently in progress) to obtain a more accurate and transparent estimate of the country's historical emissions. The FREL will serve as the basis for measuring, reporting and verifying forest carbon emission reductions associated with the implementation of REDD+ activities in the context of results-based payments.

### Safeguards and Safeguards Information System (SIS)

In 2016, work on social and environmental safeguards was initiated during a training session on the UNFCCC requirements and Cancun Safeguards. Progress included establishing a working group on safeguards comprising government representatives, national research institutions and civil society. The working group will bolster national ownership of the SIS construction process.



## 4.7 ECUADOR

NP TS

*Ecuador is the second country worldwide, after Brazil, to finalize its REDD+ readiness process and be eligible to seek REDD+ results-based payments. The UN-REDD Programme's targeted support has been instrumental in assisting the Ministry of Environment to reach this milestone. The expected results of targeted support in 2016 have been successfully achieved or in some cases exceeded.*

### National REDD+ Strategy/Action Plan

The [National REDD+ Action Plan](#) has been finalized, was officially launched in November 2016, and institutionalized by [ministerial decree](#). The plan prioritizes actions to implement the five REDD+ eligible activities. It also provides the legal context and details of the institutional arrangements to respond to the different requirements of the UNFCCC by including provisions relating to gender issues, safeguards, land tenure, forest governance, and full and effective participation, including a free, prior and informed consent guide for implementation of REDD+ in indigenous territories.

In 2016, Ecuador drafted detailed implementation plans for these measures, focused on the sustainable production of palm, coffee, cocoa and cattle, as well as forest conservation, restoration and 'bio-business' through the Socio Bosque Programme, control of

deforestation, traceability and responsible purchasing of forest products. This complements engagement with the National Development Bank to fund sustainable production by revising their credit lines and promoting changes to direct financing for REDD+ compatible activities in the land-use sector; as well as establishing the National Environmental Fund, which is a pre-requisite for support from the German-led REDD Early Movers program.

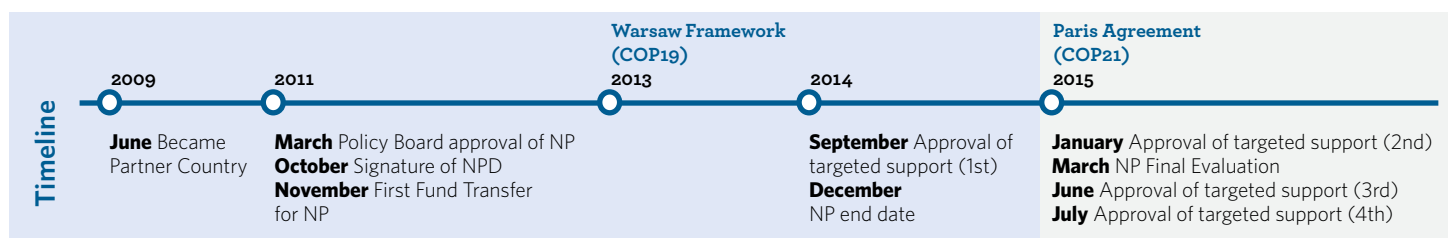
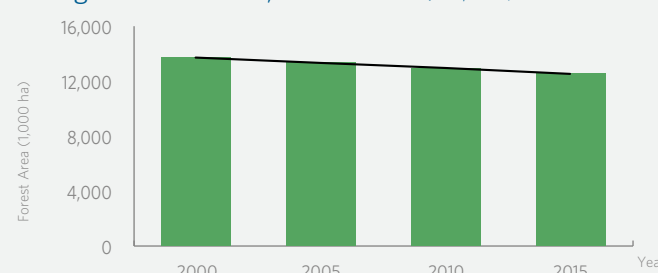
The REDD+ working group was further institutionalized in 2016, with the full and effective participation of 29 organisations (14 from civil society and 15 from local communities and indigenous people).

Ecuador shared lessons learned during the development of its national REDD+ strategy and gender mainstreaming through series of regional [webinars](#): "[Enfoques y experiencias de género](#)

#### Ecuador

Total budget, National Programme	US\$ 4,000,000
Total budget, targeted support	US\$ 1,499,100 (US\$ 1,273,300 approved in 2015)
Total UN-REDD financial support	US\$ 5,499,100

Change in forest area, 2000-2015 (FRA, 2015)





en procesos de REDD+ en América Latina: Lecciones de Chile, Ecuador, Panamá y Perú”.

As a result of ongoing support through the UN-REDD Programme, Ecuador successfully mobilized US\$ 41 million from the Green Climate Fund in October 2016. The project “[Priming Financial and Land-Use Planning Instruments to Reduce Emissions from Deforestation](#)” includes UNDP as an accredited entity. This project will be instrumental in supporting the implementation of a sub-set of measures and actions prioritized in the REDD+ action plan.

### National Forest Monitoring System (NFMS)

In 2016, Ecuador continued the development of its NFMS, which provides data for the estimation and reporting of forest-related emissions and removals. The UN-REDD Programme also supported the institutional arrangements, automatization process, methodological protocols and capacity building through technical workshops for the technical staff of the Ministry of Environment to explore the incorporation of other activities in the reference, as well as capacity building on forest monitoring; community forest monitoring; measurement, reporting and

verification measures; and the International Consultation and Evaluation of the Technical Annex.

### Forest Reference Emission Level / Forest Reference Level (FREL/FRL)

Ecuador reported REDD+ results (28.990.071 tCO<sub>2</sub>-eq for the period 2009-2014) through the [technical annex](#) of its Biennial Update Report submitted to the UNFCCC in September 2016. The report included national level deforestation only, assessed against the [national forest reference level](#) submitted to the UNFCCC in December 2014 and improved in April 2015 after the [UNFCCC technical review](#). The International Consultation and Evaluation process of this technical annex is currently being carried out.

### Safeguards and Safeguards Information System (SIS)

The processes relating to the system for providing information on safeguards have been mapped out and the system will be operationalized during 2017. During 2016, Ecuador prepared its first [summary of information](#) to explain how the Cancun Safeguards are being addressed and respected, and submitted it to the UNFCCC in March 2017.

## 4.8 HONDURAS



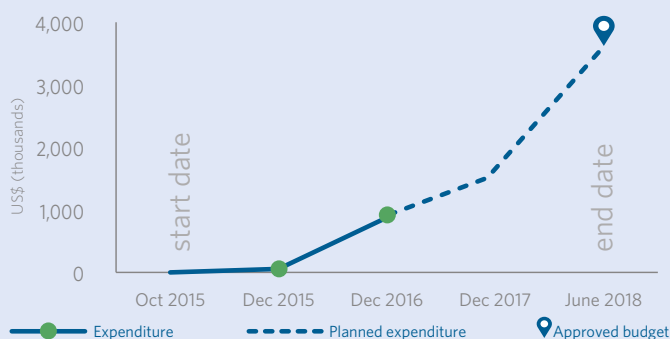
In 2016, the Honduran Government prioritized the development of a “Forests-Water-Soils” Master Plan that will become a national policy integrating climate change mitigation and adaptation programmes, including the National REDD+ Strategy. The national strategy will also serve as an instrument to fulfil the Honduras National Determined Contribution (NDC) under the UNFCCC’s Paris Agreement. While [Honduras’ NDC](#) does not include a quantitative commitment for the LULUCF sector, it does include references to the reforestation of 1 million hectares (in relation to the Bonn Challenge) and a reduction in fuelwood consumption of 39 per cent.

The UN-REDD Programme is contributing to capacity building and consultation efforts for the National REDD+ Strategy, designing a financial mechanism, developing the Forest Reference level and National Forest Monitoring System, and developing the SIS.

### Progress against the Warsaw Framework for REDD+ National REDD+ Strategy/Action Plan

Benefiting from multiple sources of support for REDD+ and related initiatives, the government, through the National REDD+ Strategy process and its REDD+ focal point, is coordinating the implementation of the FCPF readiness project, the UN-REDD National Programme, the Forest Investment Program (FIP) preparatory funds, and the voluntary agreement with the EU for AVA-FLEGT (under negotiation). These initiatives are contributing to the development of three national programmes under the “Forests-Water-Soils” Master Plan: a) the National Agroforestry Programme, with a sustainable productive landscapes approach; b) the National Restoration Programme, targeting degraded lands; and c) the Strategy against Illegal Logging of Forest within AVA-FLEGT. These programmes are

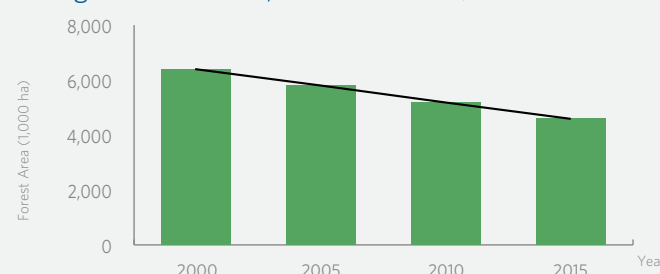
Financial performance, National Programme



#### Honduras

Total budget, National Programme	US\$ 3,609,645
Total budget, targeted support	US\$ 70,000
Total budget, CNA	(Participated in the regional needs assessment in Mesoamerica)
Total UN-REDD financial support	US\$ 3,679,645 (+)

Change in forest area, 2000-2015 (FRA, 2015)



policy instruments that will facilitate the implementation of the Honduras National REDD+ Strategy.

The UN-REDD Programme supported capacity building and participatory processes, including consultations, in the development of the new Agroforestry Programme, as well as a binational knowledge exchange with Guatemala on gender and REDD+. A detailed policies and measures, implementation and financing plan will be completed in 2017.

### National Forest Monitoring System (NFMS)

A forest monitoring group established in 2015 made progress on the NFMS in 2016 through training sessions, workshops and dialogues. The main focus has been building the technical capacity of the Forest Monitoring Unit, both in terms of knowledge and specialized equipment. Training and workshops held in 2016 have enabled Honduras to build a solid foundation for the development of a robust NFMS, including the identification of indicators and initial steps toward creating a roadmap for the NFMS.

### Forest Reference Emission Level / Forest Reference Level (FREL/FRL)

Honduras made significant progress with its forest reference emission level in 2016, and submitted a [first iteration](#) to the UNFCCC Secretariat in January 2017. The UN-REDD Programme supported the development of multi-temporal land-use change maps for the activity data analysis. This included a definition of forest stratification and the production of guidelines for the implementation of methodological protocols for change and cover maps, as well as for emission factors. The draft reference level was shared with key stakeholders before submission, and the staff involved throughout the process of generating FREL data benefited from technical capacity building within the relevant institutions.

### Safeguards and Safeguards Information System (SIS)

A technical and a national committee have been established, and legal and institutional framework analyses will be completed in February 2017. This work will be integrated with the formal strategic and environmental and social assessments (SESA) process starting in February 2017.

### Challenges and Solutions

The main challenges include consolidating effective coordination among the government institutions necessary for successful REDD+ implementation in Honduras (Minambiente, CLIMA+ Office, ICF, Ministry of Finance, Ministry of Government Coordination, Agriculture), reaching widespread ownership and agreements for implementation of the National REDD+ Strategy, and accessing investment finance for REDD+ implementation and transition to results-based payments.

In order to mitigate this issue, the UN-REDD Programme and its counterparts recognize that the REDD+ strategy will be intersectional and require the leadership of the Ministry of Environment for its implementation; as such, it will strengthen the inter-institutional climate change committee and the institutional arrangements with the Ministry of Finance, the Ministry of General Government Coordination, the Ministry of Agriculture, the Forest Conservation Institute and the Ministry of the Presidency. This will be complemented by building stakeholders' capacities in terms of communication mechanisms, environmental and social safeguards instruments (monitoring, reporting, complaints) and accountability. Finally, in 2017, the Programme will emphasize risk management ahead of the 2017 national elections, in particular mitigating potential risks for National Programme implementation, and allocate sufficient time and resources to develop the financial mechanism for phases 2 and 3.



## 4.9 MEXICO

TS RNA

Mexico is a pioneer in REDD+ readiness and implementation of early actions. The country has almost completed REDD+ readiness with the support of FCPF, the UN-REDD Programme and USAID (Alianza México REDD+). On early implementation, Mexico participates in the FCPF's Carbon Fund through an initiative for reducing emissions in five priority states, as well as the Forest Investment Program (FIP). The UN-REDD Programme has supported Mexico in completing key gaps in its readiness process, particularly regarding safeguards, the NFMS and the Mesoamerica Virtual Center of Excellence for Forest Monitoring (El Centro de Excelencia Virtual de Monitoreo Forestal, CEVMF).

### Progress against the Warsaw Framework for REDD+ National REDD+ Strategy/Action Plan

Mexico's National REDD+ Strategy has been developed in a participatory manner and has the vision to contribute to rural sustainable development through integrated land-management systems. The draft is under public consultation and a final version will be launched in 2017.

### National Forest Monitoring System (NFMS)

The technical platform for collection, dissemination and knowledge transfer on forest monitoring, the Centro de

Excelencia Virtual en Monitoreo Forestal (CEVMF), was launched in May 2016 with technical and operational support from the UN-REDD Programme. The CEVMF also received support in order to position the centre as the leading technological platform for forest monitoring knowledge management and south-south cooperation in the region. As of December 2016, all of the forest monitoring cooperation activities developed during 2016 as part of the Mesoamerican Strategy for Environmental Sustainability (La Estrategia Mesoamericana de sustentabilidad Ambiental, EMSA) have been documented and are available from the CEVMF, as is the case with the forest monitoring cooperation process that commenced in 2013.

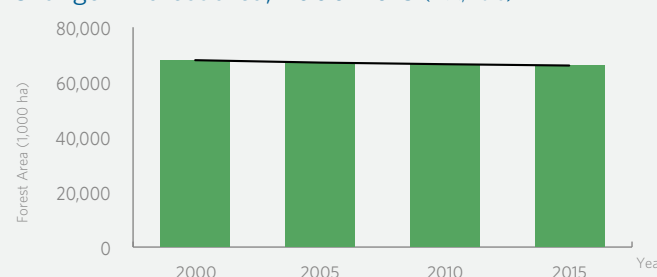
### Safeguards and Safeguards Information System (SIS)

The UN-REDD Programme is providing substantive support to Mexico on safeguards, including the finalization of Mexico's [National Safeguards System](#), which comprises legal, institutional and compliance frameworks including the [Safeguards Information System \(SIS\)](#). Between 2015 and 2016 the Programme supported the development of the [conceptual approach](#), the [national interpretation on safeguards](#), capacity development at state and national levels, completed institutional and legal framework analyses and defined how the national safeguards system would link between national and state levels. There have also been significant advances on the initial design and reporting needs of the SIS, as well as a detailed review of existing sources and mechanisms of information that can be used in the SIS. The support will continue until December 2017 to complete the national safeguards system together with activities in pilot states.

### Challenges and Solutions

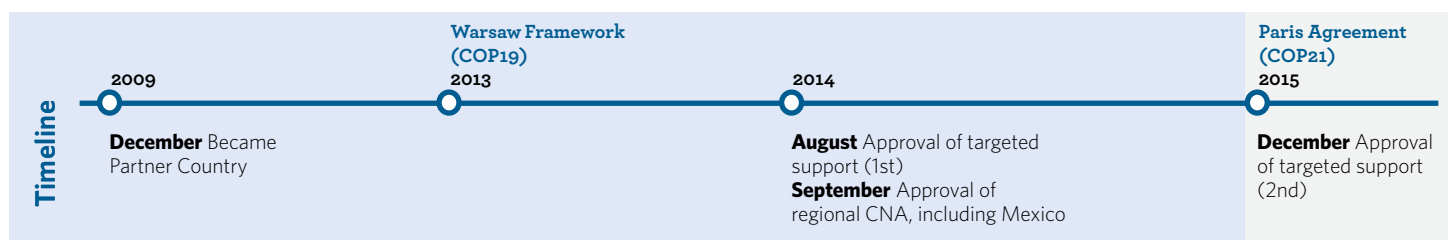
Recent staff cuts in the National Forests Commission (CONAFOR), due to budgetary changes and the economic situation in Mexico, have led to restructuring of the teams and lost capacities in forest monitoring. While no future staff cuts are anticipated, the launch of a proposal to revise the forestry law presents an additional challenge. Maintaining international support for CONAFOR and work with the five pilot states, while expanding activities to other states, will be critical in this transition period to ensure the sustainability of the actions.

Change in forest area, 2000-2015 (FRA, 2015)



#### Mexico

Total budget, targeted support	US\$ 800,000 (150,000 approved in 2015)
Total budget, CNA	(Part of regional needs assessment in Mesoamerica)
Total UN-REDD financial support	US\$ 800,000 (+)



## 4.10 MONGOLIA

NP TS

Mongolia, the only boreal forest REDD+ country, has received UN-REDD support initially through the Targeted Support window, and since 2015 through a National Programme.

### Progress against the Warsaw Framework for REDD+ National REDD+ Strategy/Action Plan

The UN-REDD Programme has enabled the establishment of technical working groups and initial capacity building for the action plan, supported by key studies on the drivers of deforestation, social inclusion and gender analysis, stakeholder mapping, institutional assessment, identification of multiple benefits and mapping of forest values. The selection of policies and measures has also been initiated. Mongolia is unique in being the only boreal country in the UN-REDD Programme and is

affected by a temperature increase three times greater than the global average. The national REDD+ strategy will be linked with Mongolia's Sustainable Development Vision.

### National Forest Monitoring System (NFMS)

The measurement, reporting and verification technical working group was established in 2016 and regular meetings have been held, facilitating the identification of existing systems capable of delivering the elements of the NFMS and a gap assessment. The UN-REDD Programme strengthened the reporting and satellite monitoring capacity of the Ministry of Environment's Climate Change Policy and Implementation Unit as well as a number of institutions and non-government organisations, through the use of the Collect Earth tool and wall-to-wall mapping. The first

National Forest Inventory (NFI) was completed by the Forest Research Development Centre as part of the co-funding support through GIZ. Plans have been developed to undertake additional field inventories in sparse or more degraded forest areas not covered by the current inventory, and to identify a strategy for incorporating NFI approaches into the 10-year forest inventory taxation cycle, which is the Centre's institutional mandate.

### Forest Reference Emission Level / Forest Reference Level (FREL/FRL)


In 2016, Mongolia undertook initial data collection and an accuracy assessment for the FRL. This has been achieved through a grid sampling method using Collect Earth and the results show that it is likely to be suitable for the FRL. The establishment of a technical working group, as well as training sessions, has increased staff capacity in government departments, institutions and academia. Collect Earth has been used by the Climate Change Policy and Implementation Unit to support their responsibility for assembling and submitting Mongolia's National Communication and Biennial Update Report. The country aims to submit an FRL in January 2018.

### Safeguards and Safeguards Information System (SIS)

The UN-REDD Programme supported a preliminary assessment of possible safeguards partners as well as initial scoping and drafting of Terms of Reference for the development of the country's approach to safeguards. The safeguards work and development of the SIS will start in 2017, in line with the ongoing process to identify policies and measures.

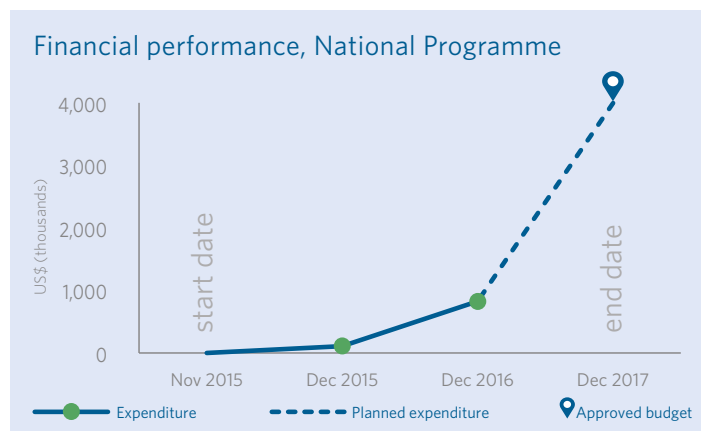
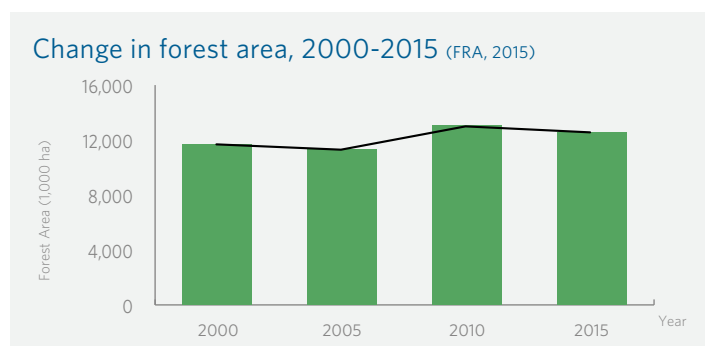
### Challenges and Solutions

The closing date of the UN-REDD Mongolia programme is uncertain. During its inception in January 2016, the National Programme was informed that due to the administrative cycles of the UN-REDD Programme, Mongolia were asked to temporarily shorten the programme to 24 months, on the



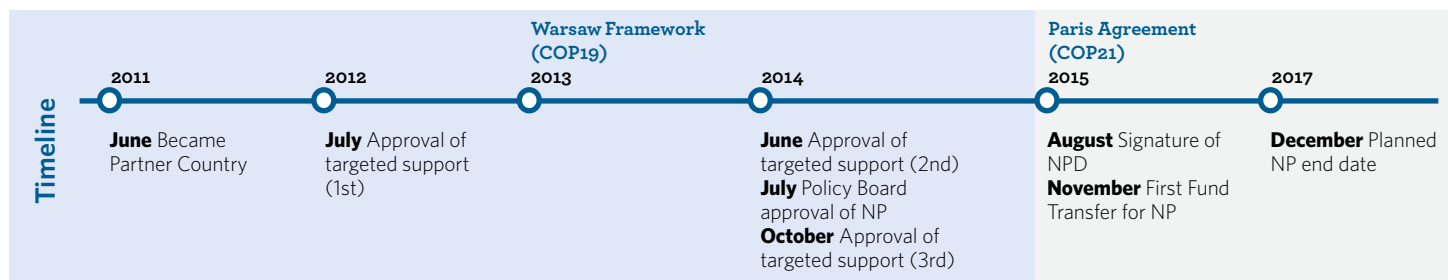
understanding that this was a temporary issue and not related to the technical closing date, and that the original date would be reinstated in 2017. The UN-REDD Secretariat is considering reinstating the original time frame.

National investment in the forest sector is challenging given Mongolia's budget shortfalls, economic problems and limited donor interest.



#### Mongolia

Total budget, National Programme	US\$ 3,996,450
Total budget, targeted support	US\$ 576,200
Total UN-REDD financial support	US\$ 4,572,650





## 4.11 MYANMAR

NP TS

Myanmar received substantial targeted support funds beginning in late 2014. Its National Programme was finally approved in 2016 and implementation began in November of that year.

### Progress against the Warsaw Framework for REDD+ National REDD+ Strategy/Action Plan

In 2016, Myanmar carried out a REDD+ strategy analysis based on drivers of deforestation and produced an advanced draft of a REDD+ strategy (finalized during the first quarter of 2017). Myanmar also developed initial emission reduction targets for avoided deforestation and the enhancement of forest carbon stocks, based on existing or intended policies and measures. The initial quantitative emissions reduction targets were fed into the draft NDC for Myanmar.

### National Forest Monitoring System (NFMS)

The NFMS Action Plan, developed and adopted in 2015, was further implemented. The national forest inventory (NFI) design process started with a focused and user-oriented information needs assessment and the development of options for the general NFI design, the field plot design and data collection approaches. An initial pilot work plan for the NFI approach was developed for implementation in 2017. These processes were complemented by capacity building in field-based forest inventory techniques, software use for land cover and land cover change monitoring and the accuracy assessment of forest mapping products.

### Forest Reference Emission Level / Forest Reference Level (FREL/FRL)

The FREL Action Plan, developed and adopted in 2015, was further implemented with technical discussions about options for scope and scale as well as construction methodology and time periods. Myanmar compared, analyzed and discussed the different approaches adopted by 11 countries that had already

submitted their FREL, before developing an initial and informal draft of FREL for deforestation based on 2005–2015 forest cover change data and a national level average emission factor. This was then used to calculate draft target proposals for the NDC (LULUCF component) and the avoided deforestation target for the draft REDD+ strategy.

### Safeguards and Safeguards Information System (SIS)

Safeguard work during 2016 consisted of training and capacity building as well as awareness raising among stakeholders through the safeguard module of the REDD+ Academy and a specific session on national approaches for the Cancun safeguards for technical working group members. The UN-REDD Programme also supported planning for the development of a safeguard roadmap and a broader document clarifying safeguards in 2017.

### Challenges and Solutions

The main constraints are: limited institutional and human resources in public and private entities to absorb the wealth of technical and organisational expertise; policy requirements that the country has (or wants) to comply with and the challenge of developing such capacities in a comparatively short time. The political-historical environment of a country in transition from an authoritarian military-led regime to a fledgling democracy, with many authoritarian figures still holding out in the political system, represents an additional, potentially limiting, burden on project development. The main lesson learned is that national partners need sufficient time to create ownership of and develop capacities for a genuine national REDD+ approach with incremental solutions adapted to their national circumstances.

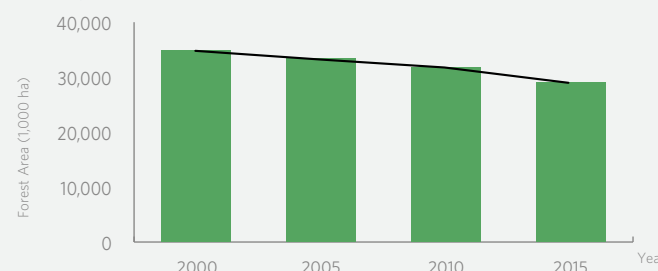
#### Myanmar

Total budget, NP	US\$ 5,554,370
Total budget, targeted support, support	US\$ 1,243,000
Total UN-REDD financial support	US\$ 6,797,370

#### Financial performance, National Programme



#### Change in forest area, 2000–2015 (FRA, 2015)



## 4.12 NIGERIA

The Federal Government of Nigeria, in the wake of pioneering efforts in the country's Cross River State, started to engage in REDD+ in 2009 and became a partner country of the UN-REDD Programme in February 2010. The Nigeria REDD+ Readiness Programme foresees a twin-track approach to achieving REDD+ readiness in Nigeria: (i) developing institutional and technical capacities at federal level, and (ii) carrying out intense institutional, strategy-building and demonstration activities in Cross River State.

### Progress against the Warsaw Framework for REDD+ National REDD+ Strategy/Action Plan

Nigeria developed a National Framework Strategy for REDD+ and a Cross River State (CRS) REDD+ Strategy. The national REDD+ framework strategy provides guidance for states intending to engage in REDD+ development. As a pilot, the CRS REDD+ Strategy is intended to inform the national strategy and serve as a model for other states, a learning platform for REDD+ implementation. To underpin the strategy, analytical studies were conducted through an iterative participatory process. The draft strategy was presented to the Federal Minister of Environment.

### National Forest Monitoring System (NFMS)

In 2016, the UN-REDD Programme supported the development of an NFMS Action Plan with institutional arrangements and a roadmap to facilitate the creation of legislation and laws governing NFMS implementation, in order to ensure sustainability and transparency. In CRS, a robust forest monitoring system has been established with a functional GIS laboratory and facilities. These facilities have contributed to building the capacities of stakeholders in the application of remote sensing and GIS capabilities to monitor forest

change, generate and interpret activity data and perform multiple benefits mapping. In total, 80 sample plots have been established in 62 local communities to estimate carbon stocks and emission factors, and CRS has updated its measurement, reporting and verification database, including historic and real-time remote sensing. A Forest Carbon Inventory (FCI) Standard Operation Manual has been prepared, produced and printed.

### Forest Reference Emission Level / Forest Reference Level (FREL/FRL)

The construction of the FREL/FRL was initiated in 2016. After several consultations, Nigeria opted for a nested REDD+ programme in which CRS was selected as a state. The FREL is being developed at CRS level as an interim measure. The scope is based on activities, pools and gases included. For activities, only deforestation has been included in the present FREL/FRL. In the pools, the above-ground biomass constituting the main component or largest pool is included in the FREL/FRL. Finally, for the gases, only CO<sub>2</sub> emissions are included in the present FREL/FRL.

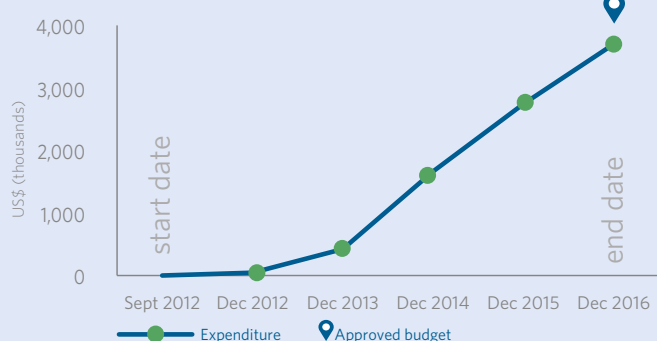
### Safeguards and Safeguards Information System (SIS)

Four elements were implemented as part of the country's approach to safeguards. First, the national safeguards working group considered a participatory analysis of the risks and benefits of a set of proposed policies and measures. Second, CRS assessed existing national and state policies, laws and regulations, in relation to the proposed policies and measures. This was followed by consultations with relevant stakeholders on the implementation status of policies, laws and regulations and safeguard compliance. The third element was the development of principles and criteria that interpret the Cancun safeguards according to CRS's specific circumstances. The fourth was the application of the principles and criteria to the CRS REDD+ Strategy during REDD+ implementation through policies, laws and regulations and reforms (improvements/opportunities) at both state and national level.

### Progress on CBR+

The CBR+ programme approved and disbursed grants to 12 civil society organisations for 12 community-based projects in Cross River State. Civil society organisations, including non-government and community based organisations, received training on how to design and implement projects linked to the

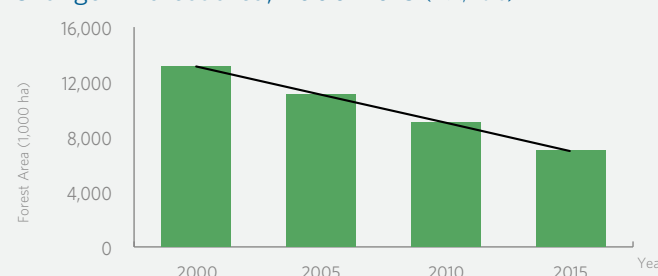
Financial performance, National Programme



### Nigeria

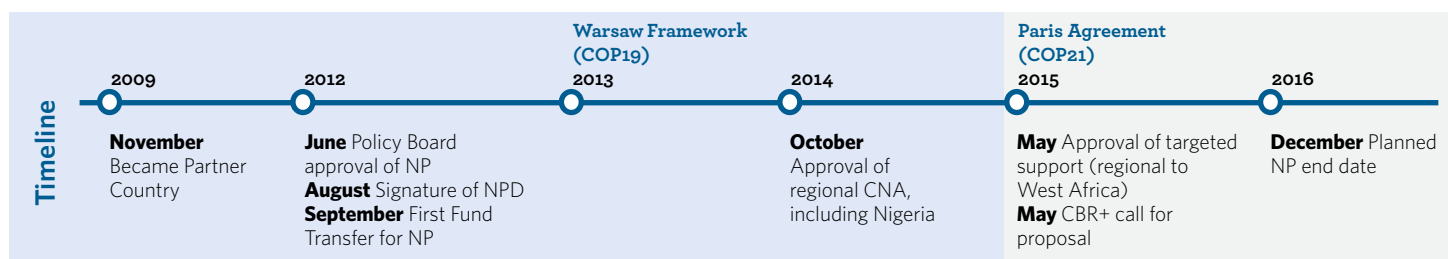
Total budget, National Programme	US\$ 4,000,000
Total budget, targeted support	(Part of regional support to West Africa)
Total budget, CNA	(Part of regional needs assessment in West Africa)
Committed CBR+ grant amount	US\$ 282,623 (additional projects are in the pipeline for approval)
Total UN-REDD financial support	US\$ 4,282,623 (+)

Change in forest area, 2000-2015 (FRA, 2015)



REDD+ readiness process and build the capacities of forest-dependent communities to participate in the REDD+ process. As a result, the design of the various CBR+ projects provided a platform for community engagement and empowerment for active participation in the national REDD+ processes, particularly, in developing the REDD+ strategy for CRS. Together, the projects cover a range of issues, including i) sustainable forest management/biodiversity conservation; ii) developing capacity to engage in climate change mitigation processes, including REDD+; iii) sustainable livelihoods to combat poverty; and iv) energy.

The Nigeria programme has faced some capacity support challenges, addressed through adaptive programme management by distributing key responsibilities to technical advisors and REDD+ teams. The discourse on the proposed super highway that goes through the high forest in CRS was perceived as a potential risk to REDD+ implementation and took substantial time and effort in terms of organizing, facilitating and participating in discussions. Through concerted efforts by various partners including the UN-REDD Programme, the revocation order on a 10km buffer zone along the proposed superhighway has been rescinded by the CRS government.



## 4.13 PAPUA NEW GUINEA

NP TS

Between 2012 and 2016, Papua New Guinea received support in REDD+ readiness through a UN-REDD National Programme with a strong focus on NFMS and FRL components. NFMS has also been supported through an EU-financed national forest inventory project, implemented by FAO, and JICA projects on remote sensing. Activities concerning NS/AP development, SIS and safeguards and stakeholder engagement have continued in parallel in 2016 through UNDP support under an FCPF readiness support project.

Methodologies for the national forest inventory (NFI) were prepared and tested in the field, and NFI manuals were produced in association with the EU NFI project. The Programme helped build the capacities of the Forestry Authority in remote sensing, data management, species identification, soil survey and biodiversity assessment, which will be critical for NFI implementation. With the imminent start of NFI field

### Progress against the Warsaw Framework for REDD+ National REDD+ Strategy/Action Plan

Progress on Papua New Guinea's National REDD+ Strategy has been made chiefly through UNDP advisory support to the Climate Change and Development Authority (CCDA) and national stakeholders under the FCPF project. Key achievements in 2016 include the development of a national REDD+ strategy.

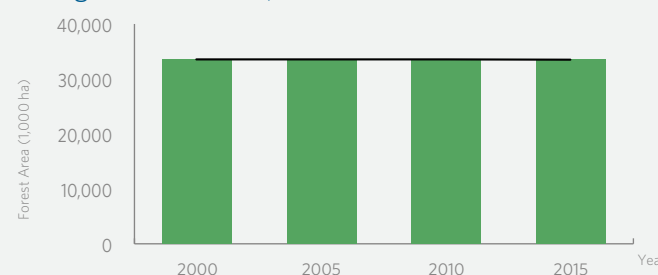
### National Forest Monitoring System (NFMS)

The Papua New Guinea Forestry Authority analyzed the annual land-use change from 2000 to 2015 through a second national forest and land-use assessment using Open Foris Collect Earth in 2016, following the first exercise in 2014. The Collect Earth data and Terra Papua New Guinea map (produced in 2015) may be found on the [PNG REDD+ web-portal](#), which was launched in 2016 with a user-friendly interface, enhancing the transparency of the REDD+ process in the country.

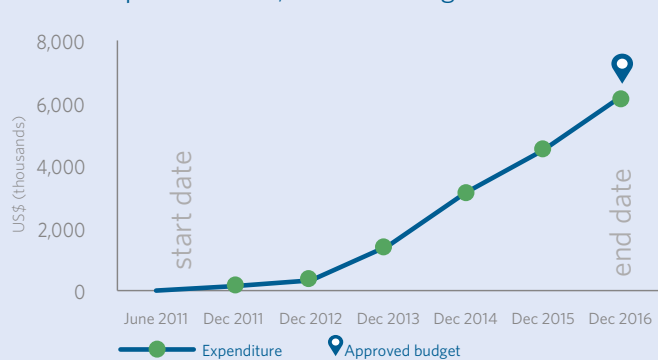
#### Papua New Guinea

Total budget, National Programme	US\$ 6,388,884
Total budget, targeted support	(Part of regional support to the Pacific Islands and collaboration with Fiji, Solomon Islands and Vanuatu)
Total UN-REDD financial support	US\$ 6,388,884 (+)

### Change in forest area, 2000-2015 (FRA, 2015)



### Financial performance, National Programme



sampling, the targets under Outcome 2 of the UN-REDD National Programme are essentially achieved, although further improvements will be made to the NFMS through the EU NFI project to increase the accuracy of greenhouse gas emissions and removals.

### Forest Reference Emission Level / Forest Reference Level (FREL/FRL)

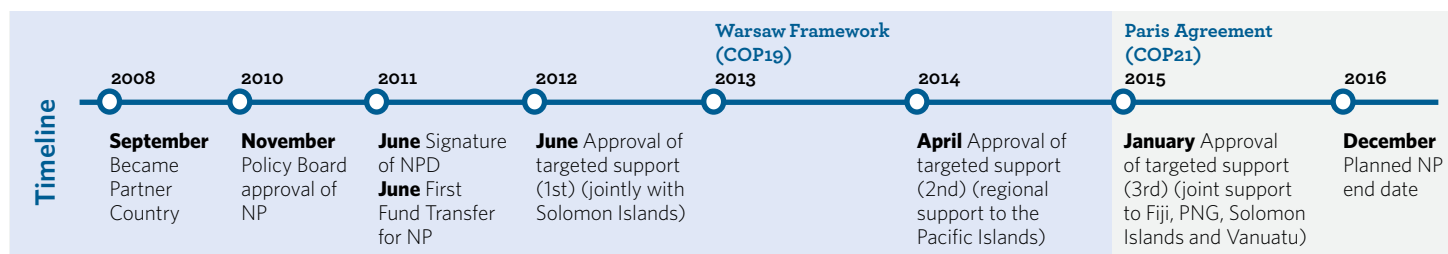
Annual greenhouse gas emissions from the LULUCF sector were derived from the Collect Earth assessment and used to create activity data for the FRL. The FRL preparation was bolstered by stakeholder consultation in 2016 before the FRL submission was drafted and finalized through a national validation process. PNG's FRL was submitted in January 2017, thus achieving the target of Outcome 3 of the UN-REDD National Programme.

### Safeguards and Safeguards Information System (SIS)

The Papua New Guinea REDD+ and Forest Monitoring



web-portal, launched in 2016, includes information related to safeguards and thus contributes to the development of the SIS. Further activities to support the establishment of the SIS were supported by UNDP under the FCPF project.



## 4.14 PARAGUAY



*The UN-REDD Programme contributed to Paraguay's advancement in REDD+ readiness. The counterparts finalized a first draft of Paraguay's national strategy in 2016. Paraguay also submitted its deforestation FREL and underwent the UNFCCC assessment process. The NFMS was consolidated and prepared to generate data relevant for REDD+. The SIS development process also progressed.*

### Progress against the Warsaw Framework for REDD+ National REDD+ Strategy/Action Plan

In 2016, The UN-REDD Programme supported the consolidation and finalization of the studies that had served as the basis for the first draft of the National Strategy on Forests for Sustainable Growth. Although prioritizing policies and measures has followed a technical approach, including some consultations, further discussions and dialogues are necessary in order to gain the political and social goodwill to permit its future endorsement and the conditions for its implementation.

### National Forest Monitoring System (NFMS)

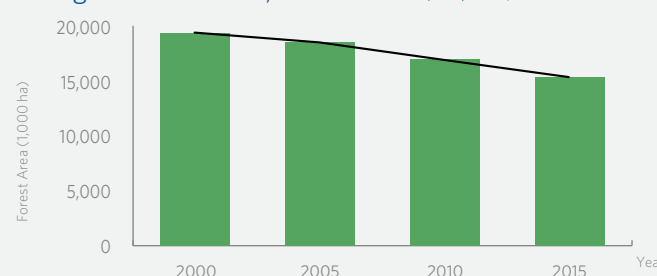
In 2016, Paraguay consolidated its NFMS, the Sistema Nacional de Información Forestal (SNIF). The system includes three modules. First, a satellite land monitoring system (SLMS) which generated the first official data on forest cover and forest cover change in Paraguay. Paraguay was able to develop its first official forest cover and forest cover change maps for the periods 2000 to 2005, 2005 to 2011, 2011 to 2013, and 2013 to 2015. Second, the national forest inventory (NFI) was completed with support

of the National Programme. The NFI covered six forest strata, key carbon pools were measured and data was collected, processed and assessed. Third, Paraguay launched the [Geoportal](#), which is a web-based platform that shows the information for modules 1 and 2 and makes this information accessible to the general public.

### Forest Reference Emission Level / Forest Reference Level (FREL/FRL)

In January 2016, Paraguay developed and submitted its deforestation [FREL](#) (national level). The FREL was built based on information generated at national level, including emission factors for key carbon pools (above and below ground biomass) collected from more than 328 plots, and allometric models developed for specific country forest strata. Forest area change

Change in forest area, 2000-2015 (FRA, 2015)





was estimated by using Google Earth Engine, resulting in forest cover change maps. Two government institutions collaborated and coordinated to address and follow the UNFCCC technical assessment (TA) process that resulted in the [TA report](#). In turn, [Paraguay submitted a modified version of the proposed FREL](#) towards the end of 2016.

### Safeguards and Safeguards Information System (SIS)

In 2016, Paraguay reviewed the national interpretation of the Cancun safeguards; assessed relevant policies, laws and regulations to help the country address safeguards; identified progress and potential needs for strengthening institutional capacities to respect safeguards; and identified key design elements and existing information systems relevant to the SIS.

### Progress on CBR+

In 2016, the CBR+ initiative selected and co-financed 13 projects in Paraguay from a total of 20 proposals received. These projects are currently under implementation and involve the following actions: i) dissemination of the first REDD+ national strategy draft; ii) awareness raising concerning the drivers of deforestation and forest degradation, climate change challenges and the national environmental legal framework; iii) recovering and re-valuing indigenous peoples' traditional knowledge regarding the native forests' cultural and spiritual values; iv) developing forest restoration and soil conservation practices, agroforestry systems, agroecology and forest community/family nurseries.

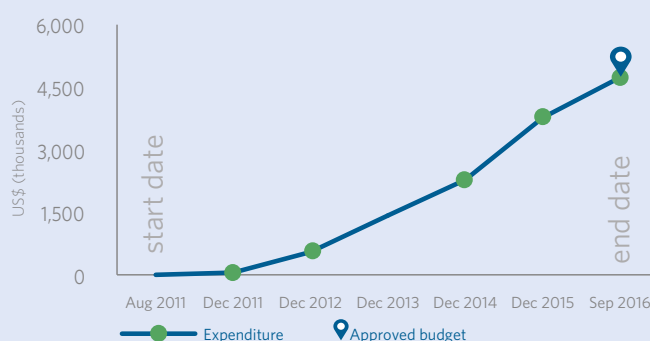
### Challenges and Solutions

Implementing the National Programme in Paraguay presented some challenges. Despite the positive side of engaging three national entities, reaching agreement was challenging. Key to mitigating this hurdle was promoting constant dialogue and unlocking technical issues at a political level. The constant rotation of focal points within the national counterpart also

caused delays. Dedicated time from the UN agencies maintained the process and accelerated it when stability was reached.

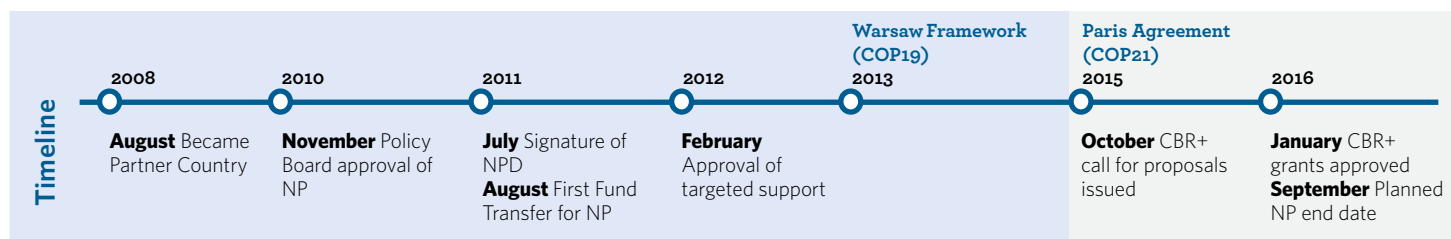
Most of the challenges outlined in the previous report relating to the NFMS and FREL were addressed in 2016 due to the willingness of the Environment Secretary and the National Forestry Institute (INFONA) to coordinate and collaborate. The creation of the Forest Monitoring Directorate at INFONA allowed for the systematization of data generated in the process, including forest cover change maps, and national forest inventory data, which allowed Paraguay to comply with the UNFCCC reporting terms (Biennial Update Report, National Communications, and Nationally Determined Contributions).

### Financial performance, National Programme



### Paraguay

Total budget, National Programme	US\$ 4,720,001
Total budget, targeted support	US\$ 100,000
Committed CBR+ grant amount	US\$ 400,000 (+66,108 from matching GEF SGP co-financing)
Total UN-REDD financial support	US\$ 5,220,001



## 4.15 PERU



*The UN-REDD Programme contributed to the participatory process for the development of Peru's National Strategy on Forests and Climate Change, particularly with indigenous peoples. Support included the generation of technical inputs for the design of future policies and measures. The Programme also supported the development of a draft proposal for a financial mechanism to channel REDD+ resources, as well as inputs generated for the SIS design. Dissemination of the Forestry Law was also supported by the UN-REDD Programme.*

### Progress against the Warsaw Framework for REDD+ National REDD+ Strategy/Action Plan

The UN-REDD Programme supported the development of Peru's [National Strategy on Forest and Climate Change](#) (endorsed by Supreme Decree in 2016). Technical support was provided for the design and implementation of the communications and awareness raising plan for indigenous peoples on REDD+. This included the creation of spaces for dialogue between the government of Peru and indigenous peoples, which resulted in

contributions from indigenous peoples to the development of the national strategy. Similarly, the UN-REDD Programme supported the engagement of private sector stakeholders, who provided inputs into the national strategy's development process.

In 2016, UN-REDD technical support also contributed to the development of a capacity building programme on REDD+, the REDD+ Amazon Indigenous Initiative, and sustainable forest management. A total of 325 indigenous technicians have been trained across five regions, engaging the Amazon civil society organisations AIDESEP and CONAP. These indigenous technicians are expected to implement an advisory and technical assistance role for their constituencies.

In 2016, the UN-REDD Programme provided ongoing support for the design and finalization of a financial arrangement for REDD+ implementation, (Forest and Climate National Fund). The change in national government then altered the strategic direction and compromised the main features of the proposed design of the financial arrangement.

UN-REDD technical support in 2016 led to the launch of GeoDecisión, an online tool for identifying social and environmental planning. The Programme further supported the development of business models to reduce deforestation in the coffee, cocoa and palm oil sectors, which constitute an input for implementing smart agriculture actions within the NSFCC framework. Finally, Peru completed a feasibility study to include the forestry sector in a future domestic market, including analysis of legal and institutional barriers to its implementation.

### National Forest Monitoring System (NFMS)

In 2016, Peru published its Forest and Wildlife Law and associated regulations (Law No 29763), with the UN-REDD Programme providing capacity building for implementation. The Programme also supported the use of the Land Cover Classification System methodology, which has been applied as a pilot experience in Ucayali and San Martin.

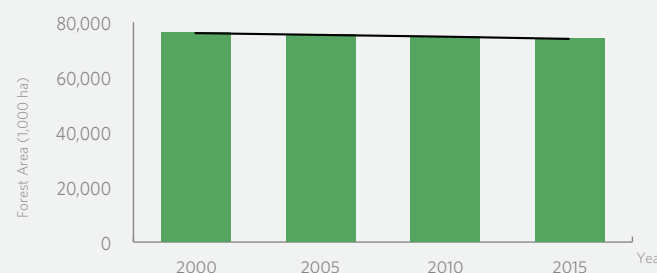
### Challenges and Solutions

The implementation of REDD+ readiness activities in Peru was characterized by permanent tensions between the government and some stakeholders, in particular indigenous peoples. The integration of indigenous representatives as active members of the Project Board, under which UN-REDD technical support was provided, led to a change in stakeholders' attitude and facilitated the implementation of activities. Similarly, the integration of indigenous peoples in the design and refinement of the activities also facilitated their subsequent implementation.



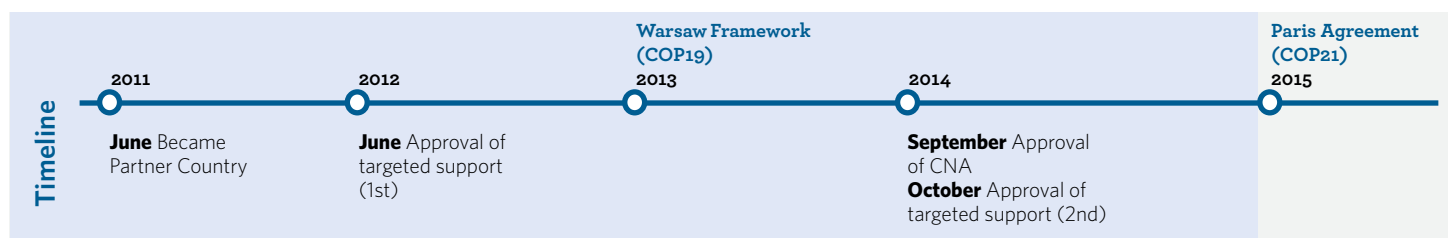
The lack of key decisions in the design of the permanent financial arrangement for REDD+ meant a loss of stakeholder interest. In turn, it led to delays in the design process, which affected stakeholders' ability to endorse the design and the opportunity to establish the financial arrangement. A change in authorities following presidential elections has altered the strategic direction of the financial arrangement and made impossible the use of the design in its current form.

Change in forest area, 2000-2015 (FRA, 2015)



#### Peru

Total budget, NP	US\$ 4,065,779
Total budget, targeted support	US\$ 1,070,763
Total budget, CNA	US\$ 96,000
Total UN-REDD financial support	US\$ 5,232,542



## 4.16 REPUBLIC OF THE CONGO

NP

The Republic of the Congo has received UN-REDD Programme support for REDD+ actions through a National Programme, which came to an end in July 2016, technical support and community based REDD+ initiatives.

### Progress against the Warsaw Framework for REDD+ National REDD+ Strategy/Action Plan

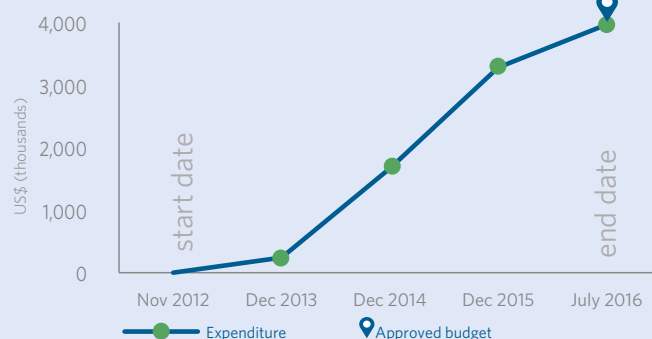
National stakeholders validated the National REDD+ Strategy in June 2016 after renewed efforts by the Congolese Government to integrate feedback from national organisations and international partners. Feedback prompted the inclusion of measures to minimize the impact on forests through smallholder agriculture intensification and commercial agriculture as an important current and future driver. Emphasis was placed on increasing the profitability of forest management in relation to other land uses and to address wood energy and artisanal lumber needs. Community forest management was better integrated as was co-management of protected areas with indigenous peoples and local communities and the potential for management of heavily degraded forests to enhance carbon stocks.

The Republic of the Congo has a REDD+ National Committee (CONA-REDD), 12 Departmental Committees and a functioning National Coordination Office. The REDD+ civil society platform CACO-REDD continues to function and the UN-REDD Programme supported an evaluation of the platform aimed at improving effective engagement in the REDD+ process, particularly in the development of the investment plan.

### National Forest Monitoring System (NFMS)

The Republic of the Congo has initiated a broad consultative and technical process to improve the measurement, reporting and verification of projects, building on existing national expertise in management and forest certification. An NFMS portal is being developed; the first experimental version has been validated. The analysis and data processing for the national forest inventory was completed in 2016 and reports on the findings are being developed. The country has developed a new mapping system, combining the products of GAF-AG, Global Forest Change and Forêts d'Afrique Centrale Évaluées par Télédétection (meeting the new definition for forests adopted during a national workshop in March 2014). UN-REDD Programme support assisted the country to submit two national communications on NFMS to the

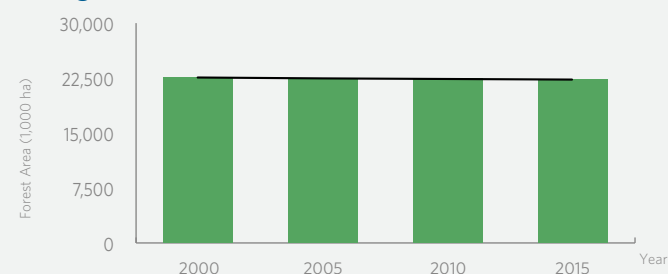
### Financial performance, National Programme



### The Republic of the Congo

Total budget, National Programme US\$ 4,000,000

### Change in forest area, 2000-2015 (FRA, 2015)



UNFCCC, with a third communication currently being prepared. A web portal has been established and deployed for the NFMS in the country.

### Forest Reference Emission Level / Forest Reference Level (FREL/FRL)

To construct the FREL, an extensive data collection programme was launched at a national level that includes data for the period 2000 to 2012, taking into account information on deforestation and degradation (logging, mining, agribusiness and infrastructure). Data was validated during a national workshop attended by officials of all relevant sectors in which data was collected. The FREL was presented at COP 21 in Paris, in December 2015. The final national level FREL, validated at meetings in January 2016, was submitted to the UNFCCC in January 2016. Following the UNFCCC technical assessment process in 2016, the government submitted a revised version of the FREL in October 2016.

### Safeguards and Safeguards Information System (SIS)

UN-REDD Programme support has assisted the development of eight principles, 32 criteria and 115 indicators, contributing to the Republic of the Congo's national safeguards approach. These draw from the Cancun safeguards as well as the World Bank's Operational Policies. They have been identified following



working group meetings, field tests and consultations with the departments responsible and validated at a national workshop.

## Challenges and Solutions

With the close of the National Programme, the Republic of the Congo can move towards implementation of the REDD+ once

the Safeguards Information System is complete. The country is a member of the Central Africa Forest Initiative (CAFI), which has provided US\$ 600,000 for the investment plan consultation process. In October 2016, the Republic of the Congo submitted an advanced draft for the Emission Reductions Programme in Sangha and Likouala Provinces.



## 4.17 SRI LANKA

NP TS CBR+

Since April 2013, Sri Lanka has received support in REDD+ readiness through a UN-REDD National Joint Programme (NJP), covering all four elements of the Warsaw Framework. Sri Lanka's NDC includes a goal of increasing forest cover from 29 per cent to 32 per cent by 2030, the specific activities for which are aligned with the National REDD+ Investment Framework and Action Plan (NRIFAP), developed with the dedicated support of the NJP. The NJP is due to be completed in June 2017. The country has also benefited from targeted support.

### Progress against the Warsaw Framework for REDD+ National REDD+ Strategy/Action Plan

The National REDD+ Investment Framework and Action Plan was completed in 2016 with UN-REDD Programme support. This is a five-year, US\$ 99 million investment framework financed from both domestic and international sources, representing the culmination of the Sri Lanka UN-REDD NJP and the country's REDD+ readiness phase. It sets out a clear vision for REDD+ in Sri Lanka and will act as the central guidance document for the Government of Sri Lanka, who will lead its implementation through the Ministry of Mahaweli Development and Environment (MMDE), in partnership with national stakeholders.

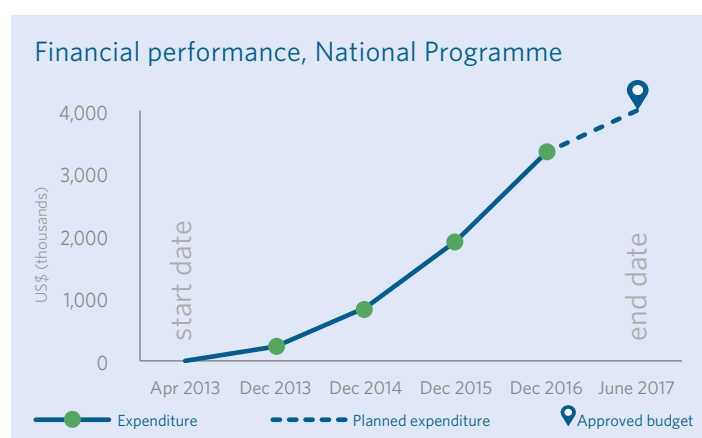
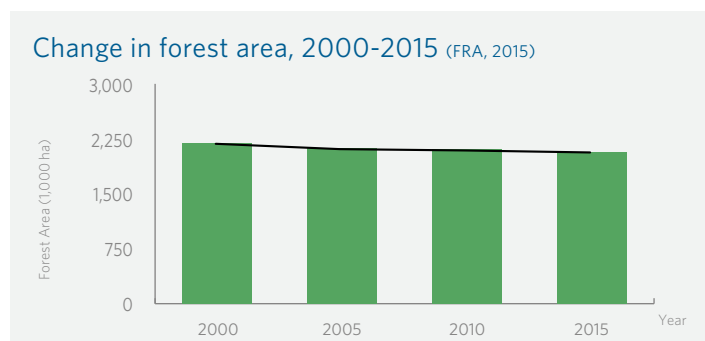
The national action plan identifies 13 policies and measures to be implemented across three policy areas to help achieve Sri Lanka's vision. These policies and measures were developed through an extensive process of stakeholder consultation and expert analysis throughout 2016, and represent the key measures that will deliver emission reductions and removals, as well as helping

to strengthen environmental and forest management more broadly within Sri Lanka.

### National Forest Monitoring System (NFMS)

For the first time in Sri Lanka, a national forest inventory (NFI) has been established for the continuous terrestrial monitoring of forest resources. FAO and Forest Survey of India experts conducted training on NFI data collection with ten field crews, while infrastructure facilities for NFI data processing were also provided to the Forestry Department. The NFI manual has been completed and is available in Sinhala language.

Land-use maps for the years 2000, 2005, 2010 and 2015 were produced by satellite imagery interpretation, creating a continuous dataset on historical land-use change. Training on remote sensing was provided to the Forestry Department and



### Sri Lanka

Total budget, National Programme	US\$ 4,000,000
Total budget, targeted support	US\$ 43,900
Committed CBR+ grant amount	US\$ 425,000 (GEF SGP grant co-financing is forthcoming in 2016)
Total UN-REDD financial support	US\$ 4,468,900



other departments for mapping purposes. The land-use maps were uploaded to the NFMS web-portal, which was completed in 2016.

### Forest Reference Emission Level / Forest Reference Level (FREL/FRL)

The UN-REDD Programme supported the formation of a technical working group at the end of 2015, following the development of the FRL roadmap for Sri Lanka, to assist in the development of the FRL and overview the study on national circumstances. Based on preliminary inputs from the technical working group, the FRL construction methodology was reviewed by international experts, leading to the finalization and submission of Sri Lanka's first FRL [report](#) to the UNFCCC in January 2017.

### Safeguards and Safeguards Information System (SIS)

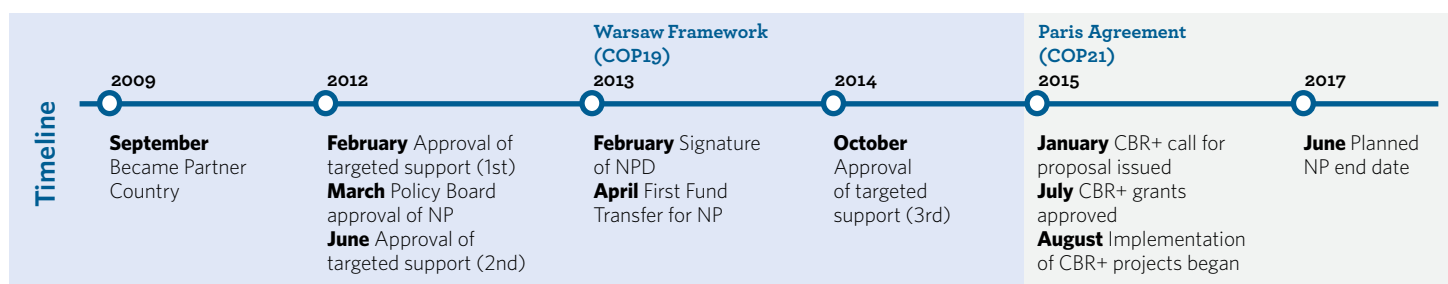
The institutional and operational design of Sri Lanka's SIS has been completed. This sets the goals, scope and structure of the SIS, as well as reviewing Sri Lanka policies, laws and regulations against the Cancun safeguards and the potential risks and benefits inherent within each policy and measure. Information on the environmental and social outcomes of the implementation of these policies and measures will be collected by those institutions responsible for implementing them. This includes national and sub-national government institutions, as well as key non-state actors such as community-based organisations and forest and rural communities. This information will feed into the UNFCCC submissions.

## Challenges and Solutions

The process of prioritizing policies and measures for the NRIFAP was a balance between a participatory process of open discussion, and subsequent analysis of the resulting list of potential policies and measures from a more objective perspective, in order to develop a list of practical, realistic and cost-effective interventions. This process risked reduced buy-in and ownership of the final NRIFAP by multiple stakeholders if significant changes were made. The risk was addressed by regular and transparent feedback to the multi-stakeholder forum, including civil society organisations and indigenous peoples, and a process of final validation before the NRIFAP was submitted for Ministerial approval.

### Box 4. Sri Lanka's National Institutional Arrangements and Stakeholder Engagement

With UN-REDD Programme support, two national task forces have instrumentally advanced the country's REDD+ efforts: i) the Taskforce on National Policies and Strategies and ii) the Taskforce on Measurement, Reporting and Verification, whose members consist of officially-appointed representatives of relevant national institutions including those responsible for national budget planning and economic development. Several stakeholder forums/networks, including SLCFAN, CSO network, REDD+ Academic and Research Forum and indigenous people and private sector forums, have been established to provide coordinated and streamlined policy feedback and to ensure that their stakeholder interests are considered and reflected in decisions taken by the above-mentioned task forces.



## 4.18 UGANDA

NP TS


Uganda's UN-REDD National Programme document was launched in October 2015 and while it is due to end in October 2017, the country will apply for a no-cost extension until December 2017. Uganda's REDD+ readiness process is supported by two other partners: the Forest Carbon Partnership Facility readiness grant and the Austrian Development Cooperation. Donor financing is complemented by Government of Uganda funds and in-kind contributions.

### Progress against Warsaw Framework for REDD+ National REDD+ Strategy/Action Plan

The UN-REDD Programme carried out a study on issues and options for REDD+ in private and community-owned forests, which formed the basis for the advanced draft of the national REDD+ strategy developed by the Forest Carbon Partnership Facility (FCPF). The Programme further supported stakeholder

capacity building and feedback on the national REDD+ strategy through policy-level stakeholder dialogues and meetings throughout the year. The first nationally adapted REDD+ Academy was [held](#) in Uganda in July 2016. The sessions looked to deepen the understanding of REDD+ implementation in Uganda through the development of trained instructors and the creation of country-specific training resources.

Uganda also completed a set of analytical studies on land-use systems, temporal land-use patterns, as well as the policy, legal and regulatory framework needed for sub-national REDD+ interventions. These will ensure that the design of a roadmap for implementation of REDD+ at sub national level is based on sound ecological principles and a good understanding of the operational environment.



Austrian Development Cooperation and the FCPF's work on social and environmental safeguards assessment. The UN-REDD National Programme in Uganda complements the ongoing work under the Austrian Development Corporation and FCPF, and thus the development of SIS does not fall under UN-REDD's activities. However, training and technical support has been and will continue to be given by the UN-REDD Programme.

## Challenges and Solutions

Several factors contributed to delays in recruiting the International Technical Adviser to lead the implementation of the initiative, and a qualified adviser was only in place in October 2016. This has impacted the progress of the project.

An internal mid-term review was undertaken in November 2016, providing a thorough analysis of progress, challenges and a set of recommendations that are being implemented.

## National Forest Monitoring System (NFMS)

As part of the process to institutionalize the measurement, reporting and verification system, the UN-REDD Programme supported the creation of a platform comprising key data providers in the forest and land category. The Climate Change Department within the Ministry of Water and Environment is recognized as the lead agency.

Significant steps were made towards the development of data sharing mechanisms, including joint work plans, data sharing protocols and resource sharing, although much remains to be done. The launch of a web portal is planned for 2017 once stakeholder inputs have been received and the platform approved.

Continuous technical backstopping was provided by the UN-REDD Programme during 2016. The Programme also contributed to capacity building in the National Forestry Authority, which is currently developing a greenhouse gas inventory for the AFOLU/LULUCF sector that meets UNFCCC requirements. This is being improved through focus group discussions on an ongoing basis. The national greenhouse gas inventory system was launched in September 2016.

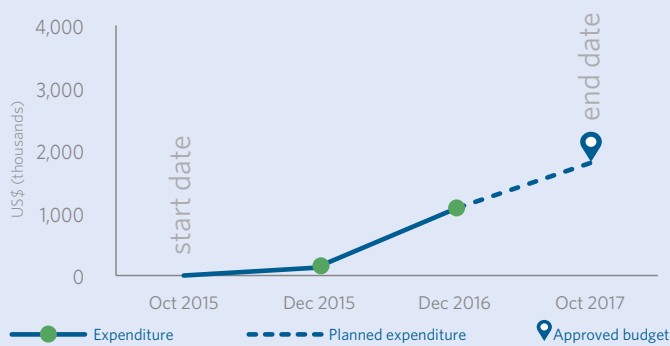
## Forest Reference Emission Level / Forest Reference Level (FREL/FRL)

National emission factors were calculated and derived for all key land classes. The FREL was submitted to UNFCCC in January 2016, including all five REDD+ activities: afforestation, reforestation, sustainable management, conservation and enhancement.

## Safeguards and Safeguards Information System (SIS)

The development of the Safeguards and Safeguards Information System (SIS) is supported by funds provided through the

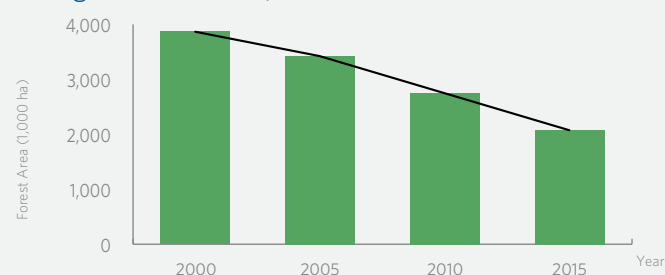
## Financial performance, National Programme



### Uganda

Total budget, National Programme	US\$ 1,798,670
Total budget, targeted support	US\$ 75,000
Total UN-REDD financial support	US\$ 1,873,670

## Change in forest area, 2000-2015 (FRA, 2015)



## 4.19 ZAMBIA

NP TS

The major contribution of the UN-REDD Programme support is to help Zambia move from REDD+ readiness to implementation through the development of the REDD+ Investment Plan, which will become the framework for setting priorities and cost, and be used for resource mobilization and the design and implementation of the relevant actions laid out in the National REDD+ Strategy.

### Progress against the Warsaw Framework for REDD+ National REDD+ Strategy/Action Plan

The National REDD+ Strategy was completed in 2014 and has continued to provide a strong basis for investment planning towards REDD+ implementation. Notably, the strategy is informing the development of Zambia's Forest Investment Plan, which is being developed jointly by the World Bank (Forest Investment Programme) and the UN-REDD Programme in cooperation with the Ministry of Lands and Natural Resources. UN-REDD targeted support is bolstering the analytical work linked to the strategic objectives and interventions in the REDD+ strategy. These include: strengthening the regulation of fuelwood and improved usage through a sustainable fuelwood value chain; exploring the potential for community-based forest management; sectoral analysis on mining sector engagement and REDD+ at national and provincial levels and reconciliation of REDD+ at multiple scales and through multiple schemes. It is expected that these analyses will generate bankable project ideas that will inform the investment plan development process as well as relevant statutory instruments, including the development of a carbon management regulation in support of the new Forest Act (2015). Finally, the UN-REDD Programme strengthened civil society engagement in the implementation of the national REDD+ strategy and investment plan process.

### National Forest Monitoring System (NFMS)

Following its submission of the FREL to the UNFCCC in early January 2016, Zambia had the opportunity to respond to the technical assessment report. The NFMS was updated with the

necessary information to support the transparency aspects of the FREL development and submission. The NFMS will be fully launched in 2017. Additional training was undertaken in September 2016 to support mapping and monitoring, verification and reporting activities (data processing and management). A total of 39 government staff (10 per cent women) attended from the Forestry Department, Planning Department and National Remote Sensing Centre.

### Forest Reference Emission Level / Forest Reference Level (FREL/FRL)

Zambia's FREL was submitted to the UNFCCC in early 2016. The country took part in the technical assessment of the FREL in mid-2016, and will make use of technical assistance from the UN-REDD Programme for this purpose to address recommendations for updating and improving the quality of the FREL.

### Safeguards and Safeguards Information System (SIS)

Zambia, building on existing information systems and sources, has identified components of its national SIS, which is to be housed within its NFMS as an interim solution. A draft SIS design document – with recommendations on SIS objectives, information structure, institutional arrangements and web-based systems requirements – has been prepared for further design refinements and stakeholder consultations in 2017.

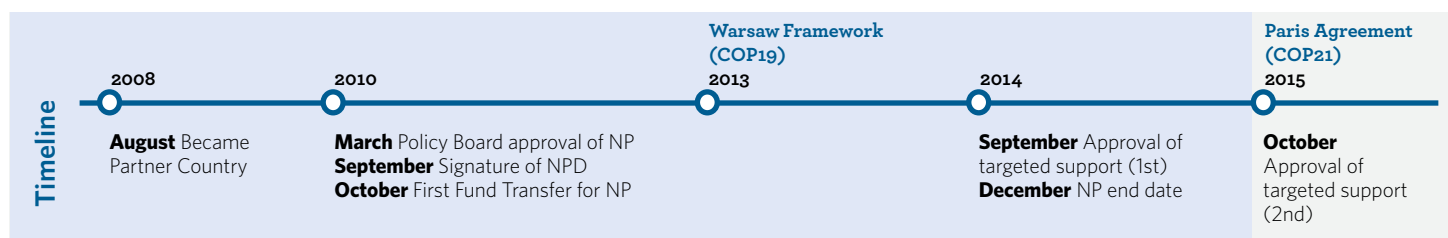
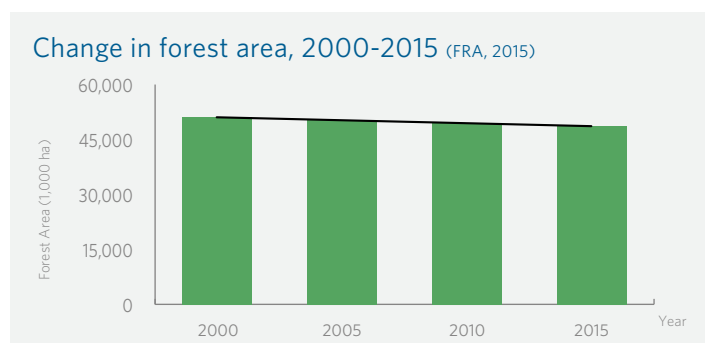
### Challenges and Solutions

Changes to the UN-REDD Programme agreement in discussion with the Forestry Department caused initial delays. The terms of reference were finally approved in late 2016 and work will continue into 2017. Additional funding from the 2017 UN-REDD technical assistance budget is required to complete this work.

Preparation of the REDD+ investment plan has also experienced delays. The Zambian government has chosen to combine development of the REDD+ Investment Plan with The World Bank Forest Investment Program, with UN-REDD Programme agencies collaborating with the World Bank. Changes in the development strategy and the aftermath of the August presidential elections have also caused delays.

### Zambia

Total budget, National Programme	US\$ 4,490,000
Total budget, targeted support	US\$ 496,826 (US\$ 456,826 approved in 2015)
Total UN-REDD financial support	US\$ 4,986,826



## 4.20 WEST AFRICA

TS RNA

*Countries supported: Benin, Burkina Faso, Côte d'Ivoire, Gambia, Ghana, Guinea Bissau, Guinea Conakry, Liberia, Niger, Nigeria, Senegal, Sierra Leone and Togo.*

*UN-REDD Programme support has strengthened regional capacities and cooperation regarding the National Forest Inventory and data-sharing, and has supported the harmonization of the forest carbon inventories in 13 West African countries.*

### Progress against the Warsaw Framework for REDD+ National Forest Monitoring System (NFMS)

In 2016 two regional technical workshops brought together over 50 experts and representatives from 13 West African countries. Knowledge exchanges were held on biomass assessment and data analysis within the framework of REDD+, as well as on the establishment of a network of experts on research conducted in forestry permanent sample plots in West Africa. As a result, the countries strengthened knowledge and information sharing between forest biomass assessment experts and senior forest service staff from the participating countries and reinforced the importance of data sharing to the success of regional cooperation. A proposal was developed for a data sharing agreement between the countries and institutions involved in the REDD+ projects. A West African network of experts on forest biomass assessment (WANFOBA) was also initiated, including the designation of an interim executive board and the drafting of a code of conduct/operational procedures for the network. One of WANFOBA's aims is to facilitate regional initiatives in order to support capacity building, knowledge transfer, data collection and data sharing, with the goal of strengthening national networks and institutions for forest biomass assessment.

Additionally, proposals were developed for the production of harmonized field methodologies for forestry permanent sample plots to be established in the high tropical rainforest, savannah and mangrove ecosystems of West Africa, as existing permanent sample plots had not been established for biomass assessment and measurements did not take into account the different carbon pools. The regional workshop also provided a good platform to engage data holders on the need to have a regional database to facilitate forest biomass estimation and avoid duplication of efforts.

One recommendation, looking forward, is to engage with the ECOWAS (Economic Community for West African States) on endorsement of the data sharing mechanism in the region.

### Challenges and Solutions

While the overall goal of the targeted support was achieved, there were some aspects that required country participants to provide further information and adequate bibliographic references. Although a data-sharing mechanism has been drafted, its endorsement for the region requires efforts beyond the scope and current competence of the participants. Assistance is being sought from the Economic Community for West African States. Further action is needed on a clear data-sharing protocol and the UN-REDD Programme will continue liaising with WANFOBA.

#### West Africa

Total budget, targeted support

US\$ 266,000

## ADDITIONAL COUNTRY RESULTS FROM THE UN-REDD PROGRAMME IN 2016

The following subsection highlights achievements in the remaining countries during 2016, including those receiving smaller levels of targeted support and countries that participated

in regional needs assessments. For brevity, the title "National REDD+ Strategy/Action Plan" will be replaced by NS/AP.

## 4.21 BENIN

TS RNA

*The UN-REDD Programme provided targeted support on tenure in 2016 and additional support through a regional needs assessment.*

### Progress against the Warsaw Framework for REDD+

**NS/AP:** Benin completed two assessments in 2016 with UN-REDD Programme support: an analysis of the forest sector policy and legal framework and a review of the tenure regime in the context of REDD+. These assessments provided background information and analysis that allowed Benin to independently draft its REDD+ Readiness Preparation Proposal. In addition, Benin completed a draft of a new Forest Law (Code Forestier)

which integrates REDD+ and tenure concerns. The document was finalized after consideration during six regional consultations and a national validation workshop. The assessments also catalyzed interest in the Voluntary Guidelines on the Responsible Governance of Tenure and in 2016 Benin began preparations for two national multi-stakeholder workshops relating to the guidelines.

**NFMS:** the UN-REDD Programme contributed to progress on national forest carbon inventories through its regional support for 13 West African countries including Benin.



## 4.22 BHUTAN

TS

*Bhutan continued to receive support in REDD+ readiness development on monitoring, reporting and verification, stakeholder engagement, development of a national REDD+ strategy and safeguards. The momentum built by the UN-REDD Programme then fed into an FCPF-supported workstream, which started at the end of 2015.*

### Progress against the Warsaw Framework for REDD+

**NS/AP:** the national REDD+ strategy development process currently supported by the FCPF has built on Bhutan's achievements in stakeholder engagement by replicating the consultation and participation process used to develop the country's REDD+ [Corruption Risk Assessment](#) and its Stakeholder Engagement and Consultation Guidelines. The results contributed to recommendations on the potential contribution of community forestry groups to the implementation of the REDD+ strategy.

**NFMS:** the country advanced with its analysis of national forestry inventory data with FCPF-funded technical support and training for the Forest Research and Monitoring Division (FRMD). This added to UN-REDD Programme capacity building on the NFMS in 2015. This was based on the country's enhanced technical capacity and implementation of a NFMS action plan in 2015 through UN-REDD Programme support.

**SIS:** UN-REDD Programme support helped strengthen capacity on safeguards, enabling a benefits and risk analysis of policies and measures, as well as a study of existing policies, laws and regulations. The technical working group on safeguards is fully operational and the roadmap for Bhutan's approach to safeguards was validated by stakeholders in 2016.

## 4.23 CHAD

TS

### Progress against the Warsaw Framework for REDD+

**SIS:** in 2016, Chad preliminarily identified and assessed potential risks and benefits associated with the country's strategic options for REDD+ on the basis of a national multi-stakeholder and cross-sectoral workshop, to develop an understanding of REDD+ safeguards in the national context. UN-REDD Programme

support also continued up to the development of a roadmap for achieving its safeguards requirements for REDD+ under the UNFCCC and FCPF, as well as an analysis of the legal framework for gaps and inconsistencies associated with the task of addressing the REDD+ safeguards.

## 4.24 CHILE

TS

*The UN-REDD Programme provided targeted support to Chile's finalization of the National REDD+ Strategy and to a National Environmental Forest Fund for profit distribution and results-based payments targeted towards smallholders.*

### Progress against the Warsaw Framework for REDD+

**NS/AP:** the UN-REDD Programme assisted the National Forest Corporation (Corporación Nacional Forestal – CONAF) to finalize and launch its national REDD+ strategy ([Estrategia Nacional de Cambio Climático y Recursos Vegetacionales](#)).

As a step towards results-based payments, Chile designed an Environmental Forest Fund which was piloted in the regions of Biobío and Los Ríos. Identification of the participating land owners incorporated gender perspectives and a process of free, prior and informed consultation was carried out to seek the consent of land owners prior to implementation. Although the final results will be available in 2017, the implementation of the pilot fund revealed the land owners clear interest in receiving technical and financial support from CONAF to tackle forest degradation, improve water flows and reduce erosion.

CONAF shared its experiences via the UN-REDD Programme's regional webinars on National Strategies and Actions Plans (series 1 2) as well as practices on gender equality and empowerment in REDD+ processes ([Enfoques y experiencias de](#)

[género en procesos de REDD+ en América Latina: Lecciones de Chile, Ecuador, Panamá y Perú](#)).

**Challenges and Solutions:** after some delays in recruitment that held up the start of the implementation, progress is now on track and objectives will be achieved in a timely manner.



## 4.25 THE DOMINICAN REPUBLIC

TS RNA

*UN-REDD Programme support to the Dominican Republic has strengthened the measurement, reporting and verification system through training in National Forest Inventory field data collection and quality control, and by strengthening the new Greenhouse Gas (GHG) Inventory Metrics Unit from the Ministry of Environment. The UN-REDD Programme also supports the analysis of methodologies and technologies for the Remote Sensing Forest Monitoring System and the harmonization of data collection for forest fires.*

### Progress against the Warsaw Framework for REDD+

**NFMS:** UN-REDD Programme support strengthened the regional offices of the Ministry of Environment on good practices and quality control for National Forest Inventory field data collection. The government created a Greenhouse Gas Inventory Metric Unit in the Ministry of Environment, which will coordinate the

development of the FREL/FRL and the GHG inventory report for the AFOLU sector. The unit received specialized equipment and training on the GHG inventory reporting and as a result developed a manual for planning, preparing and reporting the GHG inventory for the AFOLU sector. Recommendations are forthcoming on remote sensing methodologies and technology based on the national circumstances. UN-REDD Programme support was also provided to harmonize and improve field data collection on forestry fires.

**Challenges and Solutions:** there are still country needs for technical assistance on NFMS and FREL/FRL development and it is recommended that the technical suggestions and results so far be used to continue the pilot implementation using other sources of funds, such as FCPF.

## 4.26 ETHIOPIA

TS

### Progress against the Warsaw Framework for REDD+

**NS/AP:** the UN-REDD Programme has been supporting the pilot region of Beningshangul Gumuz to develop a readiness plan aligned to the national REDD+ architecture. As part of this process, Ethiopia conducted studies to inform the institutional and context analysis as well as development of an investment proposal to accompany the readiness plan.

The UN-REDD programme also provided technical backstopping to undertake a learning exchange with Korea. Ethiopia was keen to learn from South Korea's experience on policy and legal instruments – including the law enforcement mechanisms that foster sector development on a transformational scale, and how to assess and grasp the institutional arrangement that elevated the forestry sector as part of the national vision. This knowledge exchange is consistent with Ethiopia's green growth strategy, which is focused on protecting and re-establishing forests for their economic and ecosystem services. As an outcome, a

memorandum of understanding was signed between the two countries, which will be an important step forward for Ethiopia's forest sector.

Finally, Ethiopia completed a [forest economic valuation study](#), which calculated that Ethiopian forests contributed about 12.9 per cent to gross domestic product in 2012-13, considerably larger than previously thought. Most of this was due to livestock fodder from forests and wood fuel (charcoal and firewood). The study contributes to building a domestic economic rationale for the country to address deforestation and forest degradation. The findings can also be used by the government to mainstream the outcomes into the national strategy and any other relevant government documents to advance the REDD+ process.

**Challenges and Solutions:** this support for Ethiopia has advanced well but will need to be consolidated and institutionalized to ensure the sustainability of outcomes in 2017.

## 4.27 GUATEMALA

TA CNA RNA

*During 2016, the UN-REDD Programme supported the country needs assessment on REDD+ readiness, and the country also received support through south-south capacity building in forest monitoring, under the Mesoamerican Strategy on Environmental Sustainability (La Estrategia Mesoamericana de Sustentabilidad Ambiental (EMSA)). Technical assistance is also being provided by the UN-REDD Programme to improve the design of the National Forest Inventory, community-based forest monitoring, to strengthen interinstitutional discussion on the preparation of the World Bank Forest Investment Program (FIP) and the preparation of funding proposals for the implementation of REDD+ actions (Korean cooperation agency, KOICA; and Global Climate Fund).*

### Progress against the Warsaw Framework for REDD+

**NS/AP:** early in 2016, the capacity needs assessment was

validated with UN-REDD Programme support during the mid-term FCPF stakeholder workshop. A roadmap was also developed outlining the next actions to be completed with the available resources of several cooperation agencies. The country advanced with the governance mechanism for the national development strategy, the REDD+ policy integration analysis, and the national consultation for REDD+ implementation actions. Complementary support has been provided for preparation of the Forest Investment Programme and to facilitate interinstitutional discussions.

**FRELS/FRL:** the UN-REDD Programme supported south-south capacity building on forest monitoring under EMSA, at which experiences were shared among regional experts on National Forest Inventory data analysis for emission factor calculations,

forest degradation measurements and uncertainty calculations based on historical activity data.

**NFMS:** the government is developing its plan for the National REDD+ Information System, funded by FCPF. Under the plan, the UN-REDD Programme provides complementary support to strengthen the measurement, reporting and verification process, including improved methodologies for robust data collection from the national forest inventory and assuring better integration with the remote sensing analysis. It is expected that the government will recommence field data collection in the second cycle of the inventory. The UN-REDD Programme is supporting the institutionalization of the field data collection, which will lead to a reliable and sustainable national forest monitoring system.

**SIS:** the country needs assessment results stress the need to improve knowledge and awareness raising on safeguards,

particularly among local communities. Ongoing support has been provided to develop a conceptual framework and action plan on community-based forest monitoring, which will allow improvements to be made to the safeguards data collection process.

**Challenges and Solutions:** while Guatemala is acquiring experience on FREL/FRL development under the REDD+ areas of deforestation, degradation and carbon stock enhancement, current information has been insufficient to provide robust calculations of emissions and removals. Even though the country will finalize its FREL/FRL, technical assistance will be needed to improve the collection of field data in order to better support the remote sensing analysis and further updating of the FREL/FRL, as guided by the Warsaw Framework for REDD+.

## 4.28 INDONESIA

NP TS

### Progress against the Warsaw Framework for REDD+

The UN-REDD Programme contributed to building a business case for palm oil companies to address deforestation in Indonesia. Based on extensive literature review and more than 40 interviews with palm oil industry representatives, government officials and civil society organisations, the study found that deforestation was

already negatively impacting the financial returns and general profitability of palm oil producers in the country.

With support from the UN-REDD Programme, the Tropical Landscapes Finance Facility was announced in October 2016. The facility aims to unlock and direct long-term and concessional private capital to support sustainable agricultural practices and rural renewable energy production to improve the livelihoods of rural communities and stimulate economic growth while alleviating pressure on tropical forests.

Other UN-REDD support included providing high-level advisory services on fire risk management, as well as peat management, enabling the government to develop more science-based fire and peat policies, including a new fire suppression strategy. A nation-wide anticipatory fire risk management system was developed, providing key stakeholders with early warning tools.

UN-REDD was also instrumental in providing inputs of the REDD+ financing instrument in Indonesia. As a result, the relevant regulation has been issued by the government and institutional and disbursement arrangements are under development.

#### Box 5. Indonesia Applies New Technology Skills to Forest Monitoring

UN-REDD Programme technical assistance supported Indonesia in improving its national forest monitoring systems (NFMS) through the use of innovative new remote sensing systems such as the FAO Collect-Earth tool and hands-on training that enabled 36 government staff to process over 8,000 data points across the country. The Director of the Indonesian Inventory and Forest Resources Monitoring (MoEF) Pak Ruandha Sugardiman, said, "The workshop is part of work to improve the NFI system and is aligned with Indonesian's targets to reduce the emission of greenhouse gases by reducing deforestation". The UN-REDD Programme also supported a technical assessment of the opportunities for further improvement of Indonesia's NFMS, which will inform the development of a roadmap in 2017.

## 4.29 KENYA

TS

### Progress against the Warsaw Framework for REDD+

**NS/AP:** the UN-REDD Programme supported foundational elements of REDD+ strategy development in Kenya. This included assistance in the development of the Kenya Climate Change Act (2016) and Forest Management and Conservation Act (2016). Kenya also carried out analytical work on improving efficiency in forestry operations and forest product processing, and mapping to support land-use planning for REDD+. Furthermore, stakeholder engagement and free, prior and informed consent guidelines and accompanying tool kits have

also been finalized and adopted by the Kenyan Forest Service. To bring all the work of the UN-REDD Programme together in a consistent and coherent manner, Kenya developed a synthesis report summarizing all major achievements in the country. Additionally, the country developed a roadmap towards strategy development, a policy note and a REDD+ website.

**FREL/FRL and NFMS:** UN-REDD technical support also contributed to the publication of a roadmap for the establishment of forest reference levels and the national forest

monitoring system. Kenya Forest Service officers received the necessary technical capacity to develop both the FRL and NFMS.

**Challenges and Solutions:** discussions are ongoing with the government and partners to explore support from other financing

sources to build on the work that the UN-REDD Programme and other REDD+ partners have already carried out.

## 4.30 MADAGASCAR

TS CNA

*The work carried out under the UN-REDD Programme targeted support and a needs assessment raised awareness and increased capacity on REDD+ in the Madagascar government. In 2016, the UN-REDD Programme supported knowledge exchange on measurement, reporting and verification, and finalized recommendations based on the work in 2015.*

### Progress against the Warsaw Framework for REDD+

**NS/AP:** UN-REDD Programme support for an analysis on policies, laws and regulations identified immediate opportunities to modify and improve legislation and policies to better incorporate REDD+ considerations and issues. Specifically, the analysis recommends means to include REDD+ in the upcoming Forestry Policy and Forestry Code. Other recommendations cover non-forest sectors, including a roadmap for improvements in the land sector, in order to integrate REDD+ considerations. Through

its country needs assessment, integrated with the targeted support, Madagascar has completed an analysis of the national REDD+ vision. A reorientation of the national vision for REDD+ is being proposed that fully embeds REDD+ into the national and rural development strategy, and provides important inputs to upgrade the strategy design process with strengthened inter-sectorial and policy-level dialogue.

**NFMS:** a detailed country needs assessment has been conducted on NFMS that highlights the need to strengthen national institutions and ownership and to strategize the NFMS work. An exchange mission to the Republic of the Congo on monitoring, reporting and verification took place in early 2016, enhancing the knowledge of both countries on the MRV components, in particular the national forest inventory and the satellite land monitoring system.

## 4.31 MALAWI

TS CNA

### Progress against the Warsaw Framework for REDD+

To bring together results of work in 2015 and 2016, Malawi hosted a national REDD+ conference with the aim of reviewing actions on the REDD+ Action Plan and to present the REDD+ Strategy Development Roadmap. It brought together approximately 70 participants. The roadmap draws on previously developed deliverables: an NFMS roadmap, an institutional context analysis, a stakeholder engagement and participation strategy and a corruption risk assessment. With UN-REDD Programme support, the results of work for a review of the legal and policy environment and a tenure analysis were presented

to stakeholders and approved by the Forest Department for publication prior to the event.

**Challenges and Solutions:** with the reduction in the UN-REDD Programme's assistance to Malawi, other donors have stepped in to support components of the country's REDD+ strategy and allow for some continuity. Notably, the USAID-funded PERFORM Project includes a component on REDD+ forest monitoring and governance and, thanks to effective collaboration and information sharing, is following up on some of the recommendations developed with UN-REDD Programme support.

## 4.32 NEPAL

TS TA

*Between 2012 and 2016, Nepal received targeted support and technical assistance from the UN-REDD Programme for sub-national planning processes; support on policies and measures; policy, legal, regulatory and institutional review; REDD+ strategy options and financing; natural capital accounting and on FRL and associated capacity development. The support has been coordinated by the REDD+ Implementation Centre of the Ministry of Forests and Soil Conservation (MoFSC), with particular attention to alignment with the country's ongoing FCPF Readiness Project. Nepal's NDC contains specific references to its national REDD+ strategy, as a means to address both mitigation and adaptation goals.*

### Progress against the Warsaw Framework for REDD+

**NS/AP:** Nepal's National REDD+ Strategy has been finalized

through the FCPF readiness project, incorporating outcomes of UN-REDD Programme support on institutional and policy, legal and regulatory review and prioritization of policies and measures (PAMs). The project incorporated a participatory stakeholder consultation process at the national and sub-national levels. With UN-REDD Programme support, the International Centre for Integrated Mountain Development (ICIMOD) completed a pilot demonstration of a sub-national (district) REDD+ action planning process in Chitwan district. This process was endorsed by The Ministry of Forests and Soil Conservation (MoFSC) and taken up for use under the FCPF in the Terai Arc landscape. Through UN-REDD technical advisory support, this planning process is being extended to eastern districts.



**FREL/FRL:** Nepal has completed and submitted its first FRL to UNFCCC for the 2017 technical assessment process, supported by the UN-REDD Programme. A national FRL technical working group, including FAO, developed the data and text required for the draft and conducted a national consultation and approval process.

**Challenges and Solutions:** Nepal encountered difficulties with earlier efforts to develop a national FRL under the FCPF

readiness project, in part due to the use of external consultancy services with limited experience of the country context. The FRL development process supported through the UN-REDD Programme, leading to successful submission of the FRL, learned from the earlier experience and was based on a programme of focused capacity building for key government personnel, under the leadership of a technical working group coordinated by the REDD+ focal point.

## 4.33 PACIFIC ISLANDS

TS

*The UN-REDD Programme supporting the development and drafting of Forest Reference Emission Levels (FREL/FRL) for Fiji, Solomon Islands and Vanuatu*

### Progress against the Warsaw Framework for REDD+

**FREL/FRL:** through an extension of the regional programme *Strengthening Regional Support to National Forest Monitoring Systems for REDD+ in the Pacific*, FREL/FRL capacities have been built in Fiji, the Solomon Islands and Vanuatu, through a number of joint workshops and advisory services from international

experts. UN-REDD Programme support contributed to the continuation of the National Forest Inventory regional support facility, located at the Secretariat of the Pacific Community (SPC) premises. The Programme further contributed to capacity building, in partnership with the University of Melbourne, through the development of a modular course on NFMS and FRLs which was delivered to experts from these three counties. Vanuatu received additional National Forest Inventory capacity building support in 2016.

## 4.34 PANAMA

NP

TS

CBR+

*During 2016, the UN-REDD Programme continued its support for Panama through targeted support for forest monitoring by indigenous communities, REDD+ financing and CBR+.*

### Progress against the Warsaw Framework for REDD+

**NFMS:** the UN-REDD Programme has significantly improved the community-based forest monitoring capacity of indigenous groups through the training of 22 technicians from 11 indigenous territories in satellite and terrestrial monitoring, geographic information systems and the use of drones. This has been complemented by a network of seven monitoring stations including a geo-referenced forest information database.

**REDD+ financing:** the Programme continued to increase the capacity of the Ministry of Environment on fiscal instruments,

guarantees and the conditions required in order to establish carbon markets, including through exchanges and training with senior managers of the EU Emission Trading Scheme (ETS), the New Zealand ETS and the California Air Resources Board.

**CBR+:** the CBR+ initiative in Panama is supporting 14 projects on community-based activities in line with Panama's National REDD+ Strategy. This initiative has resulted in the improved capacity of community personnel to implement and manage projects including financial and administrative standards, monitoring and evaluation, and knowledge on forests, climate change and REDD+. CBR+ is also bringing community voices to the government as an input into the National REDD+ Strategy.

## 4.35 THE PHILIPPINES

NP

TS

*The Philippines was first supported by the UN-REDD Programme through a National Programme, implemented for nine months between 2012 and 2013. In 2016, targeted support was provided to develop the national forest monitoring system, following on from work initiated by a GIZ-funded national REDD+ Readiness programme.*

### Progress against the Warsaw Framework for REDD+

**NFMS:** in 2016, the UN-REDD Programme supported the development of an action plan for the implementation of a

national forest monitoring system, which addressed the country's need for forest resource monitoring through a series of meetings and two national consultations. The action plan includes an overview of existing data and institutional arrangements and capacities. A plan to further develop the NFMS is due to be completed in 2017. The Programme also supported capacity building in remote sensing and the use of Lidar (light detecting and ranging) data through a workshop targeting government officials in forest administration.

## 4.36 SOUTH SUDAN

TS

CNA

### Progress against the Warsaw Framework for REDD+

South Sudan has conducted a needs assessment, supported by the UN-REDD Programme, which outlines key priorities and gaps to develop a successful REDD+ process in the country. While the country is in its early REDD+ readiness stage, there is pronounced interest from key ministries (The Ministry of Agriculture, Forestry, Cooperatives and Rural Development; the Ministry of Environment; the South Sudan Meteorological Department; the Ministry of Interior and Wildlife Conservation, etc) and key civil society actors to move forward on REDD+ if sufficient support can be provided.

The CNA results demonstrate that, although South Sudan is a young state, it has made some progress in the design of relevant institutions, and legislative and policy instruments for REDD+. These include the Forest Policy and Forest Bill and the Environment Policy and Bill. Still, some important areas must be addressed in order for South Sudan to move forward with the

REDD+ process. These include significant investment in both human resources and technical capacity, in order to design and operate national forest monitoring mechanisms, including a measurement, reporting and verification system, as envisaged in the four pillars of REDD+ readiness. Finally, the financial capacity to implement these measures is also largely absent, representing a key area in which development partner support is needed.

**Challenges and Solutions:** To continue the REDD+ process in South Sudan and achieve substantial results, a readiness support package would need to be allocated, perhaps through the UN-REDD Programme or FCPF. A combination of different support projects (by different donors) could potentially achieve similar results but it would require significant coordination among donors, given that government has limited institutional coordination capacity.

## 4.37 TUNISIA

TS

CNA

*In 2016, the UN-REDD Programme supported Tunisia in completing its country needs assessment as well as an assessment of its tenure regime in the context of REDD+.*

### Progress against the Warsaw Framework for REDD+

The UN-REDD Programme country needs assessment comprised an institutional assessment as well as a comprehensive review of the national forest monitoring system (NFMS). Over the past year, awareness was raised of REDD+ and data was collected and analyzed from existing literature and from interviews and consultations with a range of stakeholders. Needs were assessed

at all levels: local, regional and national. The conclusions and recommendations of the UN-REDD-supported analyses will form the basis for development of Tunisia's REDD+ strategy. The tenure assessment proposed a specific set of revisions to the legal framework and also sparked interest in The Voluntary Guidelines on the Responsible Governance of Tenure. As a result, a national multi-stakeholder workshop was organized to raise awareness of this document and its principles, with discussions also focusing on the relevance of the guidelines for the forestry sector and REDD+.

### 5.1 Social Inclusion

The UN-REDD Programme supports countries in designing, adopting and preparing to implement socially inclusive REDD+ policies and measures by continuing its commitment to effective stakeholder engagement and meaningful gender mainstreaming. The Programme has also designed, and supports the application of, specific tools for social inclusion. This work includes the Community-Based REDD+ Initiative (CBR+) on socially inclusive REDD+ processes in six pilot countries, detailed above.

In 2016, the Programme continued to support over 25 partner countries in managing participatory platforms that ensure that the perspectives and proposals of indigenous peoples and forest communities inform national policies and institutions for REDD+. All countries supported by the UN-REDD Programme now have participatory mechanisms in place to sustain national REDD+ processes. In 2016, the following countries stand out for the scale and quality of their efforts to include the rights and concerns of indigenous peoples and forest communities in the national REDD+ processes: Colombia, Côte d'Ivoire, Honduras, Kenya, Mongolia and Sri Lanka.

A participatory approach is also paramount in legal development processes. The drafting of sound and workable legislation requires the genuine involvement of all sectors, including government and non-governmental institutions (from within and outside the forest sector), central and local authorities, community and private sector actors. Technical assistance typically involves field research, stakeholder identification and consultation and public workshops, and will adopt a community-based management approach in order to facilitate practical implementation.

**Gender Mainstreaming:** UN-REDD partner countries continue to make steady progress to mainstream gender as a cross-cutting element of nationally-led REDD+ processes. In

2016, 17 countries have undertaken activities to strengthen women's effective participation and address gender equality concerns within their UN-REDD national programmes and other UN-REDD supported activities. These are Argentina, Chile, Colombia, Cote d'Ivoire, Ecuador, Honduras, Indonesia, Kenya, Mongolia, Myanmar, Nigeria, Paraguay, Peru, Republic of Congo, Sri Lanka, Suriname and Uganda. Efforts ranged from integrating gender and women's empowerment considerations into Myanmar's National Stakeholder Engagement Guidelines and Kenya's study on improving efficiency in forest operations and forest product processing, to incorporating a gender perspective in Paraguay's review of the Cancun safeguards and its assessment of relevant policies, laws and regulations.

Illustrating the cross-cutting fashion and continuity of this work, countries that are currently utilizing, or have in previous years utilized, gender collection and accountability tools (e.g. gender analysis, action plans and monitoring frameworks) within their UN-REDD-supported REDD+ action continued to take active steps to integrate gender-sensitive measures within their larger national visions for REDD+. These countries are Cambodia, Chile, Colombia, Côte d'Ivoire, DRC, Ecuador, Indonesia, Mongolia, Nigeria, Panama, Peru, Sri Lanka and Viet Nam. Chile, Ecuador and Peru, for example, have all included gender as a pillar, priority action or guiding principle in their national REDD+ strategy or action plan, as submitted to the UNFCCC Hub (see country reports for details).

To help ensure that local women's perspectives inform REDD+ policy, the Programme hosted the [Second Indigenous Women's Dialogue on Gender and Forests](#) during the United Nations Permanent Forum on Indigenous Issues (UNPFII). In response to feedback obtained from this dialogue, paired with the ongoing need to integrate a gender perspective in a more comprehensive way into REDD+ support for countries, the Programme created a new action-oriented [Methodological Brief on Gender](#) in 2016.



To further help break down gender barriers around REDD+ and to support countries in advancing gender equality as a catalyst for sustainable development within their REDD+ efforts, the UN-REDD Programme also developed a paper on [Approaches and Experiences on Gender in REDD+ Processes in Latin America: Lessons from Chile, Ecuador, Panama and Peru](#).

**Innovative tools for Social Inclusion:** the UN-REDD Programme has also supported partner countries to develop innovative tools for social inclusion, which range from gender action plans to protocols for FPIC (free, prior and informed consent). **Honduras, Kenya and Papua New Guinea**, for instance, have designed nationally specific FPIC guidelines. A REDD+ Academy training session was successfully conducted in Colombia, the first of its kind to specifically target indigenous peoples and representatives from afro-descendant and forest-dependent communities. Of the 33 participants, one third were women. The training was designed to respond to the needs identified by this target group to improve knowledge of REDD+ and climate change and strengthen their capacity for political and technical participation in the development of the national REDD+ Strategy.

## 5.2 CBR+

The Community-Based REDD+ (CBR+) initiative was designed in partnership with the Global Environment Facility Small Grants Programme (SGP) and supports grassroots action through small grants (up to US\$ 50,000), that are awarded to indigenous peoples, forest communities and civil society groups. Projects are strategically linked to national REDD+ processes, but vary in their focus depending on nationally determined priorities. CBR+ is being piloted in six countries: Cambodia, the Democratic Republic of the Congo, Nigeria, Panama, Paraguay and Sri Lanka (additional achievements are presented under the country results in Section 4).

As of 31 December 2016, all UN-REDD grant funding for CBR+ allocated for local-level grants has been committed to community grantees. Full SGP grant co-financing has been leveraged for two countries (Democratic Republic of the Congo and Panama) with partial co-financing secured in the other four pilot countries. To date, a total of US\$ 3.5 million has been committed for community grants alone, representing 94 individual grants being implemented in communities across the 6 pilot countries.

*Highlighted achievements in 2016 include:*

- **Democratic Republic of the Congo:** indigenous Momboyo women led activities to engage over 2,000 community members to enhance the management of 2,000 hectares of forest by improving the sustainability of traditional farming, hunting and fishing methods and carrying out forest regeneration activities. CBR+ grants also supported capacity building for communities; dissemination and interpretation of the National REDD+ Strategy in local language and comic book format; integration of gender considerations into community activities; participatory mapping; land-use planning; biodiversity protection and enhancement, and promotion of sustainable agriculture and livelihoods.

- **Panama:** grants supported sustainable cattle raising practices that increase forest cover and protect ecosystem services, demarcation of the lands of the indigenous community of the Puerto Indio in the Emberá Comarca, and conservation of the traditional plants, trees and agricultural techniques of afro-descendant communities in the Darién.
- **Sri Lanka:** a total of 51 village forest watchdog groups were formed and have started reporting on activities negatively impacting forests, such as direct forest destruction, rock blasting and gravel mining. CBR+ grants also supported community capacity building, forest boundary demarcation, establishment of a phone/SMS- and email-based community network for forest crime monitoring and reporting and providing legal aid to indigenous communities.

Over the course of 2017, SGP co-financing will be leveraged to fund additional grants in Cambodia, Sri Lanka, Nigeria and Paraguay, and a number of the projects currently being funded will come to a close. Next steps include project evaluation and the development of knowledge products to capture experiences, lessons and emerging good practices; CBR+ policy dialogues at the country level, promotion of CBR+ at the international level to disseminate those lessons and practices to maximize impact potential, and resource mobilization, since various countries have expressed interest in an expanded CBR+ initiative.

## 5.3 Private Sector and the Green Economy

*Production of palm oil, soy, beef, timber, cocoa and other products and crops are responsible for between 70 and 80 per cent of tropical deforestation. The related annual trade in soft commodities is around US\$ 137 billion and the magnitude of private finance invested in the production of commodities is in the order of US\$ 1.7 trillion (loans, bonds, equities, among others). It is clear that in order to achieve REDD+ objectives as part of the Paris agreement, private sector engagement is vital.*

Given the importance of the private sector in tackling deforestation, there is growing demand from UN-REDD partner countries to engage with large- medium- and small-scale private sector actors. This engagement is critical to providing the right enabling framework through national REDD+ strategies/ action plans as well as the policies and measures outlined in investment plans. In 2016, the UN-REDD Programme worked with 11 countries (Colombia, Costa Rica, Côte d'Ivoire, Ecuador, Ethiopia, Indonesia, Ghana, Papua New Guinea, Paraguay, Peru and Zambia) on private sector engagement and green economy.

*Highlights from 2016 include:*

- **Ethiopia** completed a [forest economic valuation study](#), which calculated that Ethiopian forests contributed about 12.9 per cent to gross domestic product in 2012-13, considerably larger than previously thought. Most of this was due to livestock fodder from forests and fuelwood (charcoal and firewood). The study contributes to building a domestic economic rationale for the country to address deforestation and forest degradation. Its official launch is envisaged for 2017.
- The UN-REDD Programme also supported **Nepal** by [analysing the costs and benefits of reducing deforestation and forest](#)



[degradation](#), a project led by the International Centre for Integrated Mountain Development (ICIMOD). The results may be used by the Government of Nepal and the Forest Carbon Partnership Facility's Carbon Fund to inform their Emission Reduction Program Document (ERPD).

- **Zambia** is leading work to operationalize the mining sector components of its REDD+ National Strategy through mining sector engagement and integrated landscape management. The country also developed policies and measures as well as a business case. The goal is to determine what compatible investments can be made by mining companies in the Northwestern Province of Zambia that can support REDD+ objectives, and then begin to frame the business case for private sector investment.
- In **Côte d'Ivoire**, an analysis of private investment opportunities in REDD+ identified agricultural intensification and agroforestry in the cocoa sector as the policies and measures with the highest private sector engagement potential. Seventy-four representatives of the agricultural and financial sectors, government, international partners and civil society validated the analysis in March 2016. This work will be further developed in 2017 through the design of quantified business models for agricultural intensification and access to finance for smallholders in key commodity sectors.
- **Peru** and **Costa Rica** completed business cases to address deforestation through the private sector. Peru further analyzed specific examples for coffee, cocoa and the palm oil sector; Costa Rica examined cattle ranching and the palm oil sector. In both countries, the results informed concrete actions to tackle deforestation within national REDD+ strategies and implementation plans.
- **Costa Rica** completed the cost analysis for its five priority

REDD+ policies and measures. This work became a main input for the REDD+ implementation plan. The country also pioneered an innovative tool on [Monitoring Land Use Change Within Production Landscapes](#) (MOCUPP), which allows the government to identify farmers who are conserving forestry and those who are deforesting. This tool is of extreme value to retailers buying pineapples from Costa Rica, who can now use the data as part of their purchasing decisions so that they can buy deforestation-free pineapples.

- **Peru** completed a feasibility analysis to create a domestic carbon market that includes REDD+.

## 5.4 Tenure

The provision of clear tenure rights over forests is a basis for the sustainable management of forest resources, and contributes to reducing carbon emissions. The UN-REDD Programme is committed to supporting countries as they identify and implement appropriate strategies to address tenure issues, commitments established under the 2015 Paris Agreement, nationally determined contributions (NDCs), the UN's Sustainable Development Goals and other international obligations. Moreover, a total of 21 countries representing 13 per cent of the surface area of the global tropical and subtropical forest made a clear commitment to implement tenure or community-based natural resource management objectives in their [INCDs](#). The [Voluntary Guidelines on the Responsible Governance of Tenure of Land, Fisheries and Forests](#) (VGGT) serve as the basis for informing and guiding work on tenure in the context of REDD+.

As of December 2016, ten countries (Benin, Lao PDR, Kenya, Madagascar, Malawi, Sri Lanka, Tunisia, Uganda, Viet Nam and Zambia) had conducted assessments of their tenure regimes in the context of REDD+. The UN-REDD Programme is supporting countries in addressing tenure and taking their action plans on tenure issues forward with sustained engagement, including providing guidance on the development of multi-stakeholder platforms to address cross-sectoral issues. There is continued attention to the tenure rights of women, local communities, indigenous peoples and other marginalized groups. The countries' governments are also strengthening tenure rights in relevant policies/legislations and in REDD+ priority areas.

*Highlights of country-level achievements in 2016 include:*

- **Sri Lanka** applied criteria from the VGGT to analyze the tenure implications of a wide array of proposed REDD+ actions. The assessment led to country prioritization of REDD+ actions for targeted programme investments.
- **Uganda** analysed options for integrating the forest and land tenure data held by different government agencies, in order to enable more informed policy making.
- Tenure assessments in **Benin** and **Tunisia** led to increased interest in organizing national awareness-raising workshops on the VGGT. In the case of Tunisia, the assessment also included a thorough review of archival forest tenure data, resulting in an estimation of the forest area under different jurisdictions. The next step will be to verify and adjust these claims based on ground-truthing.

### Box 6. Green Commodities Programme

In 2016, the UN-REDD Programme continued its support for the Green Commodities Programme (GCP), through global and in-country [innovative activities and initiatives](#). At the global level, UN-REDD support contributed to strengthening partnerships between buyers and traders in sustainable commodities (including IKEA, Cargill, ADM, Mondelez, M&S and Ferrero), producing guidance and methodology for effective national commodity platforms and national action plans in all GCP supported countries, and strengthening the capacities of country teams and government counterparts to run national platforms and support sustainable commodity production.

*Highlights from three pilot countries (Indonesia, Ghana and Peru) supported by the UN-REDD Programme:*

- Support for stakeholder and private sector engagement and strengthening of **Indonesia** Palm Oil Platform (FOKSBI) and Sustainable Palm Oil National Action Plan.
- Production of a study comparing the costs and benefits of cocoa production vs small-scale gold mining, to support government policy in **Ghana** on how to reduce the negative impacts of unmanaged gold mining in cocoa producing regions.
- Support for stakeholder and private sector engagement in designing the national coffee platform in **Peru**, which will be launched mid-2017.



focused study. This work highlights the potential of REDD+ to increase political will and open a space for dialogue and progress on the often sensitive issue of tenure.

Some forward looking UN-REDD partner countries have started to take the lead in this area, demonstrating that efforts towards REDD+ and tenure reform can be mutually reinforcing.

## 5.5 Country Needs Assessments

In order to focus support strategically on REDD+ and ensure country leadership on REDD+ actions, the UN-REDD Programme assisted interested countries in conducting country needs assessments (CNAs), a process which was finalized in 2016. The assessments covered Guatemala, Madagascar, Malawi, Peru, South Sudan, Tunisia and Zimbabwe and two regions – Mesoamerica (Mexico, Honduras, Colombia, El Salvador, Dominican Republic) and West Africa (Benin, Côte d'Ivoire, Ghana, Guinea, Guinea Bissau, Liberia, Nigeria, Sierra Leone and Togo). Unlike the 2012 UN-REDD/FCPF needs assessment, which had a standard set of components, the scope of these CNAs varied by country. Issues addressed included: implementation of NFMS (Tunisia, Madagascar, Zimbabwe), stakeholder mapping and cross-sectoral dialogue (Madagascar), development of policy and legal frameworks (Malawi, Tunisia), tenure issues (Madagascar, Tunisia) and requirements from various channels for results-based payments (Peru). Guatemala and South Sudan undertook broader readiness needs assessments.

The UN-REDD Programme assessments assisted countries in dealing with the increasing complexity of results-based mechanisms. The needs assessment in Peru helped the country to identify critical gaps in the transition between readiness and implementation, particularly gaps relating to the requirements of the FCPF's Carbon Fund and the country's bilateral agreement with Norway. The exercise highlighted the importance of undertaking these exercises in order to advance effectively, with adequate institutional arrangements in place.

- **Laos PDR, Viet Nam and Zambia** conducted studies relating to forests and tenure. In Laos, a study was undertaken on village forestry, while in Viet Nam the topic was the land allocation system and in Zambia researchers delved into the potential of community forestry management within the framework of REDD+ investments.
- In **Kenya**, legal gaps or inconsistencies relating to land and forest tenure were identified through multi-stakeholder processes, and recommendations were identified to influence policy and legal reform and ensure effective REDD+ implementation.

While the UN-REDD Programme countries listed above have taken different approaches to addressing tenure within the context of REDD+, all have initially prioritized gaining a better understanding of key issues through general assessment or more

### Box 7. Legal Preparedness

The UN-REDD Programme has supported 17 countries in enhancing their forest governance. In 2016 the emphasis was on countries' support needs concerning institutional and legal arrangements for REDD+ coordination and the national forest monitoring systems (NFMS), securing and protecting the tenure rights of vulnerable peoples, and strengthening sustainable forest management for REDD+ and Forest Law Enforcement, Governance and Trade (FLEGT).

As of December 2016, twelve countries (Benin, DRC, Honduras, Colombia, Kenya, Madagascar, Côte d'Ivoire, Nepal, Guatemala, Peru, Malawi and Pakistan) have completed and validated analyses of their legal frameworks for REDD+. Eight countries (Côte d'Ivoire, Kenya, Peru, Colombia, Honduras, Democratic Republic of the Congo, Paraguay and Panama) have completed REDD+ considerations or are in the process of integrating them into legal reforms. Six countries (Cameroon, Côte d'Ivoire, Ghana, Honduras, Panama and Viet Nam)

have identified and strengthened synergies between REDD+ and FLEGT processes and platforms in the country.

*Highlights at country level in 2016 include:*

- **Colombia** advanced with its first normative text regulating the National Forest Inventory, including components relating to the NFMS and national forest and climate change monitoring system.
- In **Honduras**, a draft free, prior and informed consent law is under discussion in the parliament, with joint support from the UN-REDD Programme and FLEGT.
- In **Côte d'Ivoire** REDD+ and FLEGT stakeholders provided recommendations for amending the 2014 Forest Code to ensure consistency with sectoral laws, and have drafted and validated seven implementing decrees for the code.
- In **Pakistan**, regional and national consultation has led to increased awareness of the legal framework relating to tenure, local communities' user rights and gender equality.

In countries supported by FCPF (Peru, Guatemala and Madagascar) or the FIP (Guatemala, Peru and Tunisia), the assessment results helped initiatives to align their support with the CNA findings. In Tunisia, the UN-REDD Programme's CNA helped design the Forest Investment Plan, while in Guatemala and Madagascar, the findings informed investment design. In other situations, the UN-REDD assessment identified gaps in readiness efforts for which support is still required, for example in South Sudan and Zimbabwe.

The UN-REDD Programme carried out two regional needs assessments in West Africa and Mesoamerica, which provided ideal opportunities to foster and demonstrate the potential of south-south cooperation. The regional assessments identified specific common needs in areas such as technical capacity, monitoring methodologies, data analysis and processing for NFMS, and measuring, reporting and verification requirements, despite the challenges presented by differences in national circumstances, initial capacities and priorities. The findings stressed the benefit of regional approaches to meet those needs. In terms of process, the CNAs in both regions were able to build a community of practitioners, creating opportunities for mutual support beyond the UN-REDD Programme's assessment. Workshops were convened to address some of the needs identified, contributing to momentum for regional action. It is encouraging to note that in both regions cooperative work will continue on the basis of the agendas developed through the CNA in 2017. Follow-up efforts include support for the Mesoamerica Virtual Center of Excellence for Forest Monitoring and additional financial support from Switzerland in the case of West Africa.

An additional result of the country CNAs has been more ownership and an increased awareness and positive momentum for REDD+. This has facilitated the readiness work and contributed to a more enabling environment for REDD+ in those countries.

See all reports [here](#)

## 5.6 Knowledge Management and Communications

With a series of partner countries embarking on a path to REDD+ implementation while others move towards final phases of readiness, the Programme is responding to growing, diversifying and increasingly novel country needs for knowledge management and communications. The Programme's success and growing evidence of impact provide expanded knowledge resources in the form of success stories and lessons learned. As in previous years, all online knowledge and communication channels have experienced continued growth in reach and engagement, as is demonstrated by increased rates for downloads, visits, 'follows', 'click-throughs' and 'opens'.

The Programme's corporate communications have increasingly focused on identifying and communicating impact stories from Partner countries, thereby engaging and empowering them.

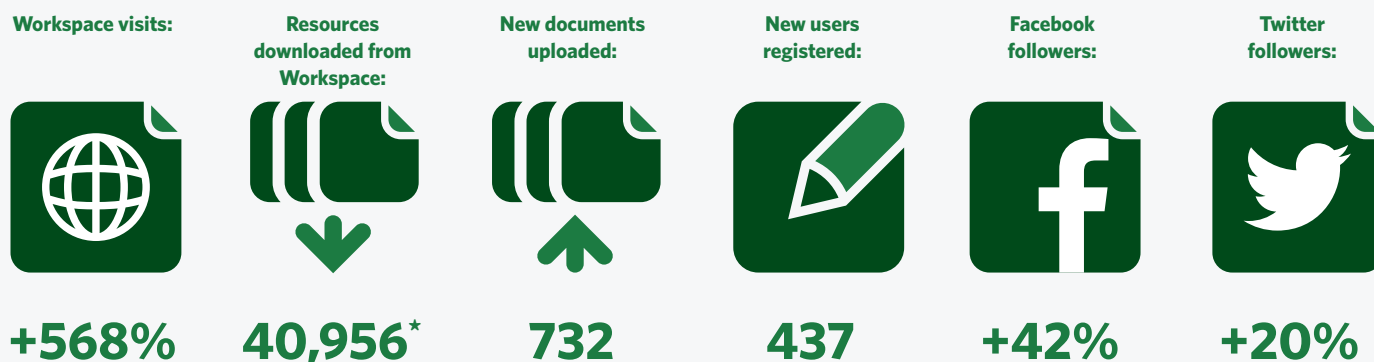
In response to partner country demand, 102 knowledge events were held, including workshops and trainings; 34 per cent of participants were female and the overall satisfaction rate was 89 per cent. In addition, the Programme developed 56 knowledge products, many of them in several languages, such as the trilingual safeguards briefs on summaries of information ([English](#) / [Français](#) / [Español](#)). A comprehensive list of 2016 information materials is available [here](#) and of knowledge events [here](#).

*Specific highlights from 2016 include:*

- Since integrating the [UN-REDD blog](#) into the new website in September 2016, views have increased significantly, with 5,144 views in the last four months of 2016, compared to 5,436 total views during all of 2015. Furthermore, the website ([www.un-redd.org](#)) was re-designed to complement the online Workspace ([www.unredd.net](#)).
- With growing country capacity, there is an increased focus on the facilitation of south-south knowledge exchanges. 2016 saw two successful exchanges: Côte d'Ivoire – Costa Rica and Ethiopia – South Korea, aimed at enhancing National Programme delivery and boosting progress towards Warsaw Framework elements.

## Figure 2. Online and Social Media Engagement

An emphasis on storytelling and an overhaul of the Workspace — the Programme's online community and knowledge sharing platform — have led to further growth in 2016



\* times

- The [REDD+ Academy](#) provided partner countries with state-of-the-art training resources, including twelve [updated Learning Journals](#), a moderated online course and a self-paced course, which received over 4,200 enrolments in 2016. Moreover, 36 national training events were attended by over 1000 participants in 2016, of whom 27 per cent were women.
- A new REDD+ capacity building [initiative](#) on NFMS and MRV for REDD+ was launched together with the Global Forest Observations Initiative (GFOI) and the [University of Melbourne](#). This master's level course combined university experience in teaching and learning with capacity building materials from the UN-REDD Programme and partners.

## 5.7 2017 Programming Process

The detailed programming process for 2017 was informed by and conducted alongside the programming for the 2016-2020 UN-REDD Programme Strategic Framework. The design process for the Strategic Framework spanned a two-year period, which included reflection, dialogue and prioritization with the aim of ensuring the sustainability and impact of programme results. The programming adopted a modular approach to reflect the results of evaluations and the changing REDD+ financing context, while also remaining in line with funding availability from Norway. This modular approach will enable progressive programming as and when resources become available. The three modules encompass: 1) deployment of Technical Assistance for REDD+ Implementation; 2) generating additional REDD+ results (RBPs) by 2020, providing Targeted Support, Country Programmes and TA for countries implementing PAMs for REDD+; and 3) expanding the REDD+ readiness portfolio providing Targeted Support, Country Programmes and TA for countries engaged in readiness for REDD+. Outcomes and lessons learned from the 2017 programme process also informed the planning for the 2018-2020 Programme (see section 7.2 for details).

For 2017, the UN-REDD Programme prioritized the provision of module 1 – technical assistance to support a select number of countries in advancing on implementation. Individual country support was developed on the basis of an analysis of gaps, focusing on UN-REDD Programme value-added actions required to make the transition to REDD+ implementation but which were not covered by existing efforts. As the Programme moves from readiness to implementation, specialized technical assistance will help countries in their transition as well as support the transfer of experiences from one country to another. Such knowledge management and communication efforts will focus on showcasing impact and results from partner countries to make a case for REDD+. Provision is also being made to

### Box 8. National REDD+ Academy Masters Programme

National REDD+ Academy training builds the capacities of key stakeholders in REDD+ implementation, through a long-term, country-specific learning experience. Resulting from a series of national training sessions and an adaptation of the Academy materials, Viet Nam's University of Forestry [launched REDD+ courses](#) under two Master Programmes. A group of 45 students – including local forest rangers, district-level forestry officers, researchers, government officers, and five officials of the Ministry of Agriculture and Forestry of Laos – increased their knowledge and skills relating to REDD+ implementation. One of the Lao students commented, "I chose REDD+ as the last elective subject for my master's course because I am looking forward to strengthening my knowledge about REDD+ so I can get more involved in the REDD+ process in my country."

support the governance of the programme through support for global coordination, management and administration from the participating UN agencies. The development of the 2017 programme built on lessons learned during the previous UN-REDD programming phase. In view of the limited resources, programming was restricted to Technical Assistance (module 1) and focused on outcomes 2 and 3 of the results framework.

The programming process for actions under the new phase focused on an annual planning horizon, given that funds were pledged for a one-year period. The process identified 14 countries and 2 regions in which to provide UN-REDD technical assistance in 2017: Colombia, Costa Rica, Côte d'Ivoire, Ecuador, Ethiopia, Guyana, Indonesia, Liberia, Mexico, Myanmar, Peru, Viet Nam and Zambia, as well as the Congo basin, including countries that are part of the Central African Forest Initiative – CAFI.

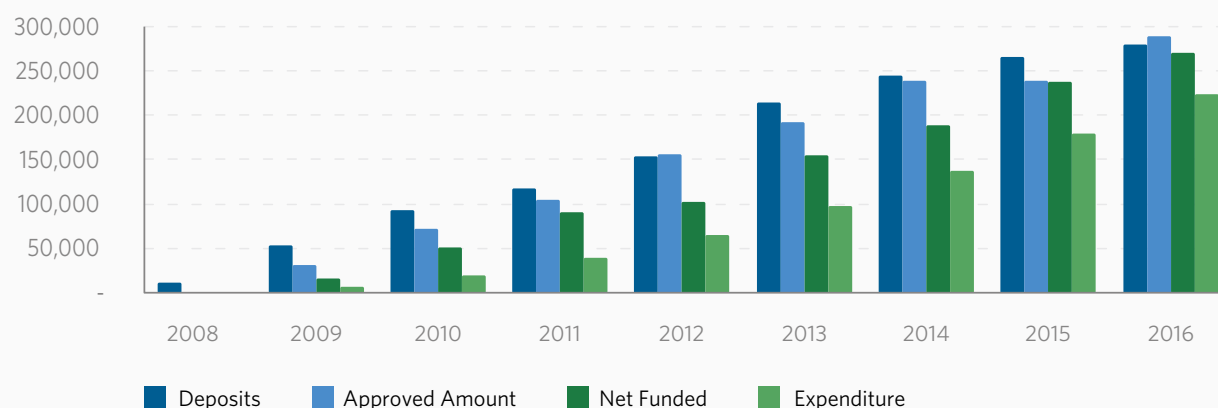
The programming for existing commitments to National Programmes was developed concurrently and covered the period 2017-2020. This was to guarantee that these programmes were supported until closure, while ensuring that new support through technical assistance was distinct and complementary to them. In addition, during the year, the contributing donors and participating UN organisations confirmed the funding allocations for the National Programmes of Chile, Myanmar and Peru, which had been provisionally approved by the Policy Board at its final meeting in November 2015.

Further information on this process is detailed in the 2017 UN-REDD Programme Document.



The UN-REDD Programme Fund was established in 2008 to assist countries with REDD+ readiness. The fund has grown steadily since its establishment, with deposits, the net funded amount and expenditure all increasing at a consistent pace, as can be seen in Figure 3 (as of 31 December 2016). Cumulative funding, including contributions received and interests, amounted to **US\$ 283.0 million**. In addition, the net funded amount and expenditure have increased over the years as additional programmes are approved for funding and implementation activities progress. The net funded amount increased from **US\$ 15.8 million** in 2009 to **US\$ 271.7 million** in 2016, while expenditures increased from **US\$ 6.9 million** to **US\$ 223.9 million** over the same period.

**Figure 3. UN-REDD Programme Fund Deposits, Net Funded Amount and Expenditure in US\$ thousands (cumulative, 2008 to 2016)**



At the end of 2016, the UN-REDD Programme Fund had seven contributing donors; Denmark, the European Union, Japan, Luxembourg, Norway, Spain and Switzerland. Total deposits from these donors amount to US\$ 280.1 million. In addition, US\$ 2.96 million was earned in interest and deposited, bringing the total funding to US\$ 283.0 million. Of this, a net amount of US\$ 271.7 million, or 96 per cent, has been received by participating UN organisation and US\$ 223.9 million (or 82.4 per cent of the net funded amount) has been spent. In 2016, contributions received amounted to US\$ 13.1 million, transfers to participating UN organisations totalled US\$ 33.1 million and expenditure stood at US\$ 43.8 million. (Table 1) The cash balance with the Administrative Agent at the end of 2016 was US\$ 8.6 million, of which US\$ 8.3 million represents funding allocations approved for the National Programmes of Chile and Peru that had yet to be transferred at the end of 2016.

**Table 1. Financial Overview, as of 31 December 2016 (US\$ thousands)**

	Annual 2015	Annual 2016	Cumulative
<b>Sources of Funds</b>			
Gross Contributions	22,168	13,092	280,064
Fund Earned Interest and Investment Income	145	178	2,462
Interest Income Received from Participating Organisations	4	63	503
Refunds by Administrative Agent to Contributors	-	-	-
Fund Balance Transferred to another MDTF	-	-	-
Other Revenues	-	-	-
<b>Total: Sources of Funds</b>	<b>22,317</b>	<b>13,332</b>	<b>283,028</b>
<b>Use of Funds</b>			
Transfers to Participating Organisations	48,976	33,088	272,173
Refunds Received from Participating Organisations	476	(145)	(512)
<b>Net Funded Amount to Participating Organisations</b>	<b>49,452</b>	<b>32,943</b>	<b>271,662</b>
Administrative Agent Fees	222	94	2,646
Direct Costs: (Steering Committee, Secretariat, etc.)	-	-	-
Bank Charges	1	1	12

(Table continues on next page)

**Table 1. Financial Overview, as of 31 December 2016 (US\$ thousands) contd.**

	Annual 2015	Annual 2016	Cumulative
Other Expenditures	-	37	155
Total: Uses of Funds	49,675	33,075	274,474
Change in Fund Cash Balance with Administrative Agent	(27,359)	(19,743)	8,554
Opening Fund balance (1 January)	55,655	28,297	-
Closing Fund balance (31 December)	28,297	8,554	8,554
Net Funded Amount to Participating Organisations	49,452	32,943	271,662
Participating Organisations' Expenditure	42,616	43,774	223,926
<b>Balance of Funds with Participating Organisations</b>			<b>47,736</b>

## 6.1 National Programmes

Approval of funding allocations to the tune of US\$ 13.9 million for the National Programmes of Chile, Peru and Myanmar was confirmed in July 2016 by the contributing donors and participating UN organisations. This brought the total funding allocation for National Programmes to US\$ 100.5 million. The regional distribution of funding allocations, cumulative expenditure and delivery rates for National Programmes are provided in the Table 2 below. Figures 4 and 5 show the percentage distribution of allocated funds and expenditures per region. Overall, delivery of the net funded amount for National Programmes stands at 78 per cent.

**Table 2. National Programme Approved Amount and Expenditures by Country/Region as of 31 December 2016 (US\$ thousands)**

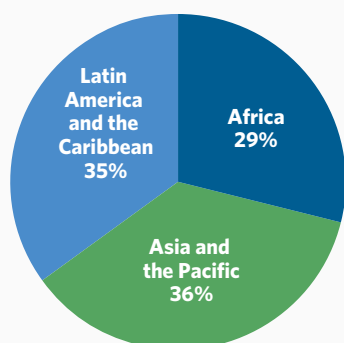
Africa								
Countries	Approved Amount	Net Funded Amount	Prior Period Expenditure as of 31 Dec 2015	Current Year Expenditure as of 31 Dec 2016	Cumulative Expenditure	Delivery Rate (%)	Date of Approval	Status/End date
Cote d'Ivoire	3,210	3,210	716	1,357	2,073	42%	July-14	Sep-17
DRC – Initial & full Programme	7,383	7,142	7,130	0	7,130	99.8%	Mar-09	Operationally closed
Nigeria	4,000	4,000	2,743	997	3,740	93.5%	Oct-11	Dec-16
Republic of the Congo	4,000	4,000	3,283	650	3,933	98.3%	Mar-12	Jul-16
Tanzania	4,280	4,241	4,127	0	4,127	97.3%	Mar-09	Operationally closed
Uganda	1,799	1,799	129	897	1,026	57.0%	Nov-14	Oct-17
Zambia	4,490	4,490	4,346	-7	4,339	96.6%	Mar-10	Pending final report
Sub-total	29,162	28,882	22,474	3,894	26,368	91%		
Asia								
Countries	Approved Amount	Net Funded Amount	Prior Period Expenditure as of 31 Dec 2015	Current Year Expenditure as of 31 Dec 2016	Cumulative Expenditure	Delivery Rate (%)	Date of Approval	Status/End date
Bangladesh	2,301	2,301		540	540		Dec-13	Apr-18
Cambodia	3,001	3,001	2,877	-1	2,876	96%	Nov-10	Operationally closed
Indonesia	5,644	5,402	5,402	-	5,402	100%	Mar-09	Financially closed
Mongolia	3,996	3,996	42	790	832	21%	Jul-14	Dec-17
Myanmar	5,554	5,554	-	88	88		Jul-16	Nov-20
Papua New Guinea	6,389	5,407	4,489	1,625	6,114	113%	Nov-10	Dec-16
Solomon Islands	550	550	489	-	489	89%	Nov-10	Pending final report
Sri Lanka	4,000	4,000	1,917	1,355	3,272	82%	Mar-12	Jun-17
The Philippines	500	461	460	0.01	460	100%	Nov-10	Financially closed
Viet Nam	4,385	4,355	4,355	-	4,355	100%	Mar-09	Financially closed
Sub-total	36,320	35,027	20,031	4,397	24,428	70%		

(Table continues on next page)

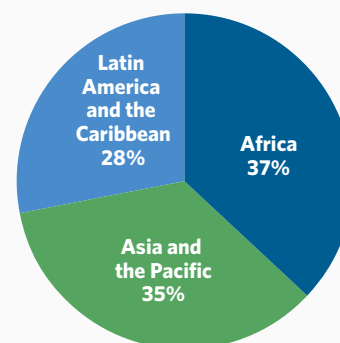
**Table 2. National Programme Approved Amount and Expenditures by Country/Region as of 31 December 2016 (US\$ thousands) contd.**

Latin American & the Caribbean								
Countries	Approved Amount	Net Funded Amount	Prior Period Expenditure as of 31 Dec 2015	Current Year Expenditure as of 31 Dec 2016	Cumulative Expenditure	Delivery Rate (%)	Date of Approval	Status/End date
Argentina	3,842	3,842	366	743	1,109	29%	Jul-14	Dec-17
Bolivia	1,188	1,188	657	529	1,186	100%	May-13	Dec-16
Chile	4,280	-	-	-	-	-	Jul-16	Pending signature
Colombia	4,000	4,000	830	1,571	2,401	60%	June-13	Dec-17
Ecuador	4,000	4,000	4,060	-1	4,059	101%	Mar-11	Operationally closed
Honduras	3,610	3,610	56	897	953	26%	Nov-14	June-18
Panama	5,300	5,300	5,160	66	5,226	99%	Oct-09	Operationally closed
Paraguay	4,720	4,720	3,770	946	4,716	100%	Nov-10	Sep-16
Peru	4,066	-	-	-	-	-	Jul -16	Pending signature
Sub-total	35,006	26,660	14,899	4,751	19,650	74%		
<b>Grand Total</b>	<b>100,488</b>	<b>90,569</b>	<b>57,404</b>	<b>13,043</b>	<b>70,447</b>	<b>78%</b>		

**Figure 4. National Programme Funding Allocation Distribution by Region**



**Figure 5. National Programme Expenditure Distribution by Region**



## 6.2 SNA Approved Amount, Net Funded Amount and Expenditure

During 2016, US\$ 8.8 million was transferred as additional resources to the SNA, as per the approved funding allocation under the budget addendum to the SNA 2016. This brought the total net funded amount to US\$ 137.7 million. Table 3 below provides financial information per agency against the total approved amount up to December 2016. Cumulative expenditures for the SNA as of December 2016 amounted to 128.9 US\$ million (or 94 per cent), against a net funded amount of US\$ 137.7 million.

**Table 3. SNA Approved Amount, Net Funded Amount and Expenditure as of 31 December 2016 (US\$ thousands)**

Participating UN Organisation	Prior Years as of 31 Dec 2015	Current Year Jan- Dec 2016	Cumulative Total	Expenditure	Delivery Rate
	Approved & Net Funded Amount	Approved & Net Funded Amount <sup>1</sup>	Approved & Net Funded Amount	Cumulative	%
FAO	45,937	2,076	48,013	46,203	96.2%
UNDP	47,499	1,612	49,110	44,776	91.2%
UNEP	35,460	5,122	40,583	37,936	93.5%
<b>TOTAL</b>	<b>128,896</b>	<b>8,811</b>	<b>137,707</b>	<b>128,916</b>	<b>93.6%</b>

<sup>1</sup> The total approved budget under the addendum to the SNA 2016 was US\$ 22.7 million; of this amount, US\$ 13.96 was carried forward from 2015 as savings; the amount indicated under this column is the net figure.

### Non-certified financial information provided to the Programme by UN Agencies

The non-certified financial information relates mainly to programmatic commitments that are not recorded in the certified financial reports due to International Public Sector Accounting Standards (IPSAS). IPSAS regulations only allow funds disbursed in the current period to be recorded as expenditure. In order to present a complete picture and the status of funds under the SNA, it is important to show these commitments, which represent binding obligations for partners and countries. These programmatic commitments are made up of approved Targeted Support to countries; funds committed for the Country Needs Assessment; and the CBR+ project committed 2013 for a four-year period. In addition, commitments such as legal agreements with implementing partners and other UN organisations fall into this category. The total amount of these commitments as of the end of 2016 is US\$ 6.1 million and presented in Table 4 below, in addition to the certified expenditure.

Table 4. SNA Net Funded Amount, Expenditures and Non-certified Commitments as of 31 December 2016 (US\$ thousands)				
Participating UN Organisation	Cumulative as of 31 December 2016			Non Certified Commitments as of 31 Dec 2016
	Net Funded Amount	Expenditure	Delivery (%)	
FAO	48,013	46,203	96%	1,823
UNDP	49,110	44,776	91%	3,972
UNEP	40,583	37,937	93%	308
<b>Total</b>	<b>137,706</b>	<b>128,916</b>	<b>94%</b>	<b>6,103</b>

### 6.3 Funding Allocation for New Phase Projects

The programming process during the year resulted in the approval by the Interim Committee of a total amount of US\$ 23.7 million for the following projects:

1. US\$ 13.7 million approved for Technical Assistance (TA) for existing National Programme commitments for the period 2017–2020.
2. US\$ 8.7 million representing 75 per cent of the total budget of US\$ 11.59 million was approved as TA for country implementation for the period January – December; the balance of US\$ 2.89 million is pending approval.
3. Direct costs for Secretariat services to the tune of US\$ 1.3 million were approved for the period January – December 2017.

Out of the US\$ 23.7 million approved, a total of US\$ 17.8 million was transferred to Participating UN Organisations in line with decision documents and cash availability within the MPTF.

### 6.4 Expenditure – New Phase Projects

The funding allocations for the new phase projects were transferred to the participating organisations on 20 December 2016 to facilitate the commencement of project activities beginning 2017; therefore, no expenditure is recorded for 2016. Table 5 displays the approved and net funded amounts granted to the participating organisation.

Table 5. Expenditure by Regional Project, as of 31 December 2016 (US\$ thousands)						
Project No. and Project Title		Participating Organisation	Approved Amount	Net Funded Amount	Expenditure	Delivery Rate %
New Phase Projects						
00103784	Direct Costs for Secretariat Se	FAO	125	125	0	0
00103784	Direct Costs for Secretariat Se	UNDP	330	330	0	0
00103784	Direct Costs for Secretariat Se	UNEP	849	714	0	0
<b>Sub-total</b>	<b>Direct Costs for Secretariat Se</b>		<b>1,304</b>	<b>1,169</b>	<b>0</b>	<b>0</b>
00103785	AFRICA – Technical Assistance	FAO	1,182	786	0	0
00103785	AFRICA – Technical Assistance	UNDP	1,165	774	0	0
00103785	AFRICA – Technical Assistance	UNEP	851	538	0	0
<b>Sub-total</b>	<b>AFRICA – Technical Assistance</b>		<b>3,198</b>	<b>2,098</b>	<b>0</b>	<b>0</b>
00103786	ASIA – Technical Assistance	FAO	1,122	741	0	0
00103786	ASIA – Technical Assistance	UNDP	1,024	668	0	0

(Table continues on next page)



Table 5. Expenditure by Regional Project, as of 31 December 2016 (US\$ thousands) contd.

Project No. and Project Title	Participating Organisation	Approved Amount	Net Funded Amount	Expenditure	Delivery Rate %
00103786	ASIA – Technical Assistance	UNEP	583	337	0
Sub-total	ASIA – Technical Assistance		2,728	1,746	0
00103787	LAC – Technical Assistance	FAO	1,195	796	0
00103787	LAC – Technical Assistance	UNDP	2,023	1,417	0
00103787	LAC – Technical Assistance	UNEP	944	608	0
Sub-total	LAC – Technical Assistance		4,162	2,822	0
00103788	KM & Global Coordina	FAO	204	153	0
00103788	KM & Global Coordina	UNDP	292	219	0
00103788	KM & Global Coordina	UNEP	1,011	758	0
Sub-total	KM & Global Coordina		1,507	1,130	0
<b>New Phase projects – Total</b>			<b>12,899</b>	<b>8,966</b>	<b>0</b>

## 6.5 Donor Contributions

Contributions to the UN-REDD Programme Fund increased to 280.064 million in 2016, with deposits of US\$ 13.1 million. Norway continued to be the largest contributor, donating US\$ 243.4 million, followed by the European Union and Denmark. A total of 9.6 million euros (estimated at US\$ 10.4 million) is pending to the Fund as per payment instalments under the EC grant agreement. Table 6 shows all amounts deposited to the Fund as of 31 December 2016.

Table 6. Contributors' Deposits, as of 31 December 2016 (US\$ thousands)

Contributors	Prior Years as of 31-Dec-2015	Current Year Jan-Dec-2016	Total
DENMARK, Government of	9,898	-	9,898
EUROPEAN UNION	11,762	3,702	15,465
JAPAN, Government of	3,046	-	3,046
LUXEMBOURG, Government of	2,674	-	2,674
NORWAY, Government of	234,100	9,292	243,390
SPAIN, Government of	5,493	-	5,493
SWITZERLAND, Government of	-	98	98
<b>Grand Total</b>	<b>266,972</b>	<b>13,092</b>	<b>280,064</b>

Of the total amount deposited, US\$ 26.9 million was earmarked contributions from Japan and Norway for the Global Programme/Support to National Activities, as can be seen in Table 7. No additional earmarked contributions were received in 2016.

The Swedish International Development Cooperation Agency (Sida) provided in-kind support over 2015–2016 through a senior secondment to the UN-REDD Programme to work on legal preparedness aspects of REDD+. Additionally, the government of Germany provided in-kind support through a Junior Professional Officer post with the UN-REDD Programme.

Table 7. Earmarked Deposits into the UN-REDD Programme Fund, Cumulative as of 31 December 2016 (US\$ thousands)

Contributors	Prior Years as of 31-Dec-2015	Current Year Jan-Dec-2016	Total
Norway	23,861	-	23,861
Japan	3,046	-	3,046
<b>Grand Total</b>	<b>26,908</b>	<b>-</b>	<b>26,908</b>

## 6.6 Interest

Total interest received up to 31 December 2016 was US\$ 2.96 million. This was made up of US\$ 2.46 million of interest received at the Fund level and US\$ 0.5 million received from participating UN organisations. Table 8 provides details of interest received by the Fund.

Table 8. Sources of Interest and Investment Income, as of 31 December 2016 (US\$ thousands)			
Interest Earned	Prior Years as of 31-Dec-2015	Current Year Jan-Dec-2016	Total
<b>Administrative Agent</b>			
Fund Earned Interest and Investment Income	2,284	178	2,462
<b>Total: Fund Earned Interest</b>	<b>2,284</b>	<b>178</b>	<b>2,462</b>
<b>Participating Organisation</b>			
FAO	19	18	37
UNDP	422	-	422
UNEP	-	44	44
<b>Total: Agency earned interest</b>	<b>437</b>	<b>63</b>	<b>503</b>
<b>Grand Total</b>	<b>2,576</b>	<b>240</b>	<b>2,965</b>

## 6.7 Funds Approved

As of 31 December 2016, based on the receipt of all supporting documentation for UN-REDD Programmes approved by the Policy Board and Interim Committee, the total approved amount was US\$ 289.39 million (Table 9), of which US\$ 271.7 million was transferred (net funded) to participating organisations. Funds are transferred by the MPTF Office once the signed programme document and request for funds transfer have been received. In 2016 alone, US\$ 32.9 million was transferred to the following programmes: PNG, Myanmar, the SNA, TA for National Programmes and TA for country implementation. The amount of funds programmed but not yet transferred amounted to US\$ 17.2 million, representing funds for the National Programmes of Chile and Peru, balances under TA for National Programmes and Country Implementation, and direct costs for Secretariat services.

Table 9. Funds Approved as of 31 December 2016 (US\$ thousands)						
Participating Organisation	Prior Years as of 31-Dec-2015		Current Year Jan-Dec-2016		Total	
	Approved Amount	Net Funded Amount	Approved Amount	Net Funded Amount	Approved Amount	Net Funded Amount
FAO	90,394	90,216	18,073	10,213	108,467	100,429
UNDP	92,406	92,315	20,294	13,392	112,700	105,707
UNEP	56,286	56,187	12,868	9,338	69,153	65,525
<b>Grand Total</b>	<b>239,085</b>	<b>238,719</b>	<b>51,235</b>	<b>32,943</b>	<b>290,321</b>	<b>271,662</b>

## 6.8 Net Funded Amount

Of the total amount net funded (amount transferred less any refunds), US\$ 223.9 million or 82.4 per cent was reported as expenditure. Table 10 shows the expenditure and delivery rate of the participating UN organisations.

Table 10. Net Funded Amount as of 31 December 2016 (US\$ thousands)						
Participating Organisation	Approved Amount	Net Funded Amount	Expenditure			Delivery Rate %
			Prior Years as of 31-Dec-2015	Current Year Jan-Dec-2016	Cumulative	
FAO	108,467	100,429	64,724	19,225	83,949	83.59
UNDP	112,700	105,707	68,337	15,060	83,397	78.89
UNEP	69,153	65,525	47,091	9,488	56,579	86.35
<b>Grand Total</b>	<b>290,321</b>	<b>271,662</b>	<b>180,152</b>	<b>43,774</b>	<b>223,926</b>	<b>82.43</b>

## 6.9 Expenditures by Category

Project expenditures are incurred and monitored by each participating organisation and are reported in accordance with the agreed categories for harmonized inter-agency reporting. In 2006, the UN Development Group (UNDG) set six categories of project

expenditure that UN entities have to report. Taking effect on 1 January 2012, the UN Chief Executive Board updated these to eight categories as a result of the adoption of IPSAS. All expenditures incurred up to 31 December 2011 have been reported in the old categories; from 1 January 2012 onwards, all expenditure is reported in the new eight categories. Table 11 reflects expenditure reported under the UNDG expense categories. Where the fund has been operational since before 1 January 2012, expenditure is reported using both categories. Where a fund became operational after 1 January 2012, only the new categories are used.

Category	Expenditure			Percentage of Total Programme Cost
	Prior Years as of 31-Dec-2015	Current Year Jan-Dec-2016	Total	
Supplies, Commodities, Equipment and Transport (Old)	1,256	-	1,256	0.60
Personnel (Old)	23,106	-	23,106	11.03
Training of Counterparts (Old)	3,597	-	3,597	1.72
Contracts (Old)	6,915	-	6,915	3.30
Other direct costs (Old)	2,111	-	2,111	1.01
Staff & Personnel Cost (New)	60,061	19,615	79,676	38.04
Suppl, Comm, Materials (New)	1,262	409	1,671	0.80
Equip., Veh., Furn, Depn (New)	2,250	683	2,933	1.40
Contractual Services (New)	18,119	5,128	23,247	11.10
Travel (New)	16,816	3,074	19,890	9.50
Transfers and Grants (New)	18,499	8,407	26,906	12.84
General Operating (New)	14,543	3,618	18,161	8.67
<b>Programme Costs Total</b>	<b>168,535</b>	<b>40,934</b>	<b>209,469</b>	<b>100.00</b>
<b>1 Indirect Support Costs Total</b>	<b>11,617</b>	<b>2,840</b>	<b>14,457</b>	<b>6.90</b>
<b>Total</b>	<b>180,152</b>	<b>43,774</b>	<b>223,926</b>	

<sup>1</sup> **Indirect Support Costs** charged by Participating Organisations, based on their financial regulations, can be deducted up front or at a later stage during implementation. The percentage may therefore appear to exceed the 7 per cent agreed upon for on-going projects. Once projects have been financially closed, this figure is not to exceed 7 per cent.

## 6.10 Projects that Completed Operations

As of December 2016, seven UN-REDD Programmes were operationally closed, three were financially closed. The UN-REDD National Programmes in Indonesia, the Philippines and Viet Nam financially closed in 2016. In 2012, the Global Programme (2009-2011) operationally closed. The National Programmes of Tanzania and the Democratic Republic of the Congo operationally closed in 2013, followed by the National Programme of Ecuador in 2014, while Cambodia and Panama ended their operational activities in 2015. Final certified financial reports on these programmes will be made available in line with the participating UN organisations' policies on financial closure (Table 12).

Project ID	Country	Project description	Project status	Project End Date
00076663	Cambodia	UN-REDD Programme Cambodia	Operationally Closed	30 Jun 2015
00071391	The Democratic Republic of the Congo	UN-REDD-DRC-01 Programme DRC	Operationally Closed	31 Dec 2013
00078169	Ecuador	UN-REDD Ecuador	Operationally Closed	31 Dec 2014
00073509	Indonesia	UN-REDD Indonesia	Financially Closed	30 Oct 2012
00076668	The Philippines	UN-REDD Programme Philippines	Financially Closed	30 Apr 2013
00076666	Solomon Islands	UN-REDD Solomon Islands	Pending final project report	31 Dec 2014
00073510	Panama	UN-REDD Programme Panama	Operationally closed	30 June 2015
00073511	Tanzania	UN-REDD Programme Tanzania	Operationally Closed	30 Jun 2013
00070986	United Nations	UN-REDD International Support	Operationally Closed	16 Apr 2012
00076111	United Nations	UN-REDD International Support	Operationally Closed	16 Apr 2012
00072449	Viet Nam	UN-REDD Viet Nam	Financially Closed	30 Jun 2012
00074834	Zambia	UN-REDD Programme Zambia	pending final project report	31 Dec 14

## 7.1 Country Demand

Countries continue to seek wide-ranging support from the UN-REDD Programme: technical support, policy advice, capacity-building and financing. However, the current partner-country base is too large. Of the 64 partner countries, half regularly express the need for Programme support for their efforts on REDD+, especially after the Paris Agreement endorsed REDD+ and countries began to prepare nationally determined contributions (NDCs) with forest and land-use management components. Yet, as the donor community focuses on the Green Climate Fund and results-based payments, the UN-REDD Programme is confronted with a dilemma: to support the pioneers to contribute to the success of REDD+ while offering examples for others, or to respond to the needs of its larger partnership.

Responding to this operational reality, the UN-REDD Programme, constrained by resource availability, has devised a plan to provide the most efficient support possible for its partner countries in a viable way, focusing technical assistance on the pioneer countries to help demonstrate REDD+ implementation and simultaneously developing knowledge management tools to serve the broader REDD+ readiness community.

For countries that are finalizing their National Programmes, the UN-REDD Programme assists by providing a thorough final evaluation to assess the quality of achievements, identify needs and gaps, extract lessons and orient next steps. In some cases, the final stages of a National Programme serve to draft an investment plan, or to outline a roadmap for finalizing the FREL/FRL, in order to leave the country with the tools to complete their readiness and proceed to implementation. Knowledge management is another tool that the Programme offers to partner countries, including demonstrated practices and useful lessons to advance by themselves with minimal external support. South-south cooperation frameworks have been established so that countries can support each other, with UN-REDD playing a supporting role. These initiatives have been welcomed and valued by partner countries.

In parallel, a number of countries are advancing towards REDD+ implementation, for which they must ensure that the readiness elements are fully operational while at the same time implementing policies and measures and monitoring their impacts (in terms of emission reductions and compliance with safeguards). Many countries are demanding UN-REDD Programme support for this set of particularly complex tasks, which are intense both in terms of the depth of the technical expertise required and the time needed. The success of such pioneer countries is of paramount importance for the REDD+ agenda as it will demonstrate how REDD+ can work and provide other countries with a clear path and a set of lessons.


As operationalization of the Paris Agreement advances, work around NDC processes will be crucial. The potential of REDD+ in a country will be enhanced by the presence and scale of forest-climate action in its NDC. Hence, the UN-REDD Programme anticipates the need to support countries in adequately incorporating REDD+ into their NDCs, as this can serve as a catalyst to generate political will, now and in the future. For those countries with significant mitigation potential in forestry and/or broader land-use sectors, the NDC can provide the momentum to make advances in sustainable forest and land management, as well as test whether forests as a mitigation stream are genuinely a national priority. These objectives, in many cases, may already be outlined in REDD+ national strategies and action plans, so efforts to link them to the NDC may provide the pathway to sustaining the progress already achieved by countries through their UN-REDD Programme supported readiness efforts to date.

## 7.2 Reconfiguration of the Programme - A Shift to Meet Future Demand and Needs

The REDD+ landscape has evolved since establishment of the UN-REDD Programme in 2008 and as such, the Programme is also evolving and adapting to meet demands and needs. The first phase of the UN-REDD Programme, which ended in 2016, invested heavily in readiness across a comprehensive portfolio of countries with different capacities and at different stages in the REDD+ readiness process. As a number of countries progressed against the Warsaw pillars, national capacities developed and funding for results-based payments became more available and focused, the UN-REDD Programme reconfigured its support towards high-impact areas in both the readiness and the implementation phases.

During the period 2018 to 2020, the envisaged support from the UN-REDD Programme will consist of two interlinked components. The first is the provision of technical assistance to a selected number of advanced countries that are progressing towards results-based finance for REDD+. The general objective of this assistance will be to support countries in accessing results-based finance and, in particular, to support countries in implementing agreements with Norway and key REDD+ donors.

The second component focuses on global REDD+ knowledge, centring on a selected number of prioritized thematic areas in





which the Programme can provide expertise and knowledge products for multi-national support. As the planning of activities is being made for a three-year period, it is essential to adapt it to emerging situations and key developments.

As a collateral benefit, this focusing of UN-REDD Programme activities should result in greater coordination and synergy between the various REDD+ initiatives supported by donors, including Norway, in which some or all of the UN-REDD agencies are involved. Partner countries will also benefit from demand-driven technical support and information sharing. This will facilitate the streamlining and harmonization of messages and lessons from across the REDD+ landscape, to ensure that countries receive the best available support and that successes linked to REDD+ are widely visible.

The Programme will complete the definition of the scope of its operations for 2018 to 2020 through a series of consultations with key stakeholders including civil society and indigenous peoples, surveys and technical prioritization exercises. These will be based on recent UN-REDD Programme evaluations, a survey of UN-REDD partner countries and stakeholders, bilateral consultations, the UN-REDD Annual Report 2016 and Key Achievements 2016, and the outcomes of REDD+ events, including the Oslo REDD Exchange in 2016 and the Global Landscapes Forum 2016.

### 7.3 Resource Mobilization

Resource mobilization remained a priority and a challenge for the UN-REDD Programme during 2016, partly due to the evolution of REDD+ and the adoption of the Paris Agreement, as indicated above. Accordingly, the UN-REDD Programme resource mobilization strategy has shifted its focus onto two specific arenas: technical assistance to countries in advanced stages of REDD+, and global knowledge of critical and catalytic themes and processes for REDD+ readiness. The UN-REDD Programme has also increasingly sought synergies and opportunities for collaboration within the broader REDD+ landscape, particularly where these facilitate REDD+ results-based payments. These

include the World Bank's Forest Carbon Partnership Facility, Forest Investment Program and BioCarbon Fund, the Central African Forest Initiative, the Green Climate Fund, the Global Environment Facility and REDD Early Movers.

While long-term opportunities for climate financing have increased, including in the REDD+ arena, other events have negatively impacted the fundraising outlook, particularly in the short term. The UN-REDD Programme continues to represent high delivery rates, cost effectiveness, and quality programming, where funding can be catalytic for forest countries making progress against the Warsaw Framework for REDD+. This has enabled the Programme to raise sufficient funding to launch module 1 and secure financing for technical assistance until 2020.

The UN-REDD Programme's resource mobilization strategy has focused on building the foundations for long-term, sustainable funding of the Programme. This will allow for the scaling up of actions under the modular approach, as well as ensure that the Programme can continue to support and accompany forest countries as they move from REDD+ readiness to implementation.

### 7.4 Concluding Remarks

As evidenced by the 2016 Annual Report, the UN-REDD Programme's partners have continued to make significant progress in REDD+ readiness and countries are moving towards the second phase of REDD+ implementation with UN-REDD Programme support. Demand from partner countries remains high, and the UN-REDD Programme can only respond with the resources available by combining support to a select number of advanced countries with a knowledge-oriented approach. The operationalization of the Paris Agreement and the inclusion of REDD+ in nationally determined contributions has further galvanized political will around REDD+ at a global and national level. This has translated into continued support for the UN-REDD Programme. As countries move into the second phase of REDD+, the UN-REDD Programme will continue to provide the support necessary to help them succeed.



**Allocation**

Amount approved by the Steering Committee for a project/programme.

**Approved project/programme**

A project/programme including budget, etc., that is approved by the Steering Committee for fund allocation purposes.

**Backstopping**

Support provided to a country (requested by liaising directly with the participating UN agency/ies). Backstopping can be provided in the country or through remote support.

**Community Based REDD+**

CBR+ is a partnership between the UN-REDD Programme and the GEF Small Grants Programme to deliver grants directly to indigenous peoples and communities to empower them to fully engage in the design, implementation and monitoring of REDD+ readiness activities, and develop experiences, lessons, and recommendations at the local level that can feed into national REDD+ processes.

**Contributor commitment**

Amount(s) committed by a donor to a Fund in a signed Standard Administrative Arrangement with the UNDP Multi-Partner Trust Fund Office (MPTF Office), in its capacity as the Administrative Agent. A commitment may be paid or pending payment.

**Country/regional needs assessments**

Countries are supported to undertake a participatory readiness assessment, covering the principle areas defined under the Warsaw Framework.

**Country specific support**

One of the three categories of support of the 'Support to National REDD+ Action: Global Programme Framework 2011-2015' (SNA), which includes targeted support and backstopping. The other categories are International Support Function and Secretariat.

**Contributor deposit**

Cash deposit received by the MPTF Office for the Fund from a contributor in accordance with a signed Standard Administrative Arrangement.

**Delivery rate**

The percentage of funds that have been utilized, calculated by comparing expenditures reported by a Participating Organisation against the 'net funded amount'.

**Indirect support costs**

A general cost that cannot be directly related to any particular programme or activity of the Participating Organisations. UNDG policy establishes a fixed indirect cost rate of seven per cent of programmable costs.

**International support function**

One of the three categories of support under the 'Support to National REDD+ Action: Global Programme Framework 2011-2015' (SNA). Activities undertaken by both regional and headquarters UN-REDD Programme personnel, with a view to enhance knowledge on REDD+ related areas, enable countries to contribute to the development of technical guidelines, promote increased expertise on REDD+ and promote exchange of experiences, including South-South cooperation.

**Knowledge management and communication support**

The UN-REDD Programme provides the tools, resources and expert guidance to its partner countries necessary for them to identify, capture, exchange and apply REDD+ related knowledge towards the advancement of their REDD+ implementation goals.

**National Programme**

National Programmes (NPs) are technical cooperation initiatives provided by the UN-REDD Programme at the national level. They are designed to support developing countries' efforts to prepare and implement comprehensive national REDD+ strategies and serve countries' REDD+ readiness needs.

**Net funded amount**

Amount transferred to a Participating Organisation less any refunds transferred back to the MPTF Office by a Participating Organisation.

**Net transferred amount**

Net Amount transferred to a Participating Organisation as approved by the Steering Committee and disbursed by the Administrative Agent.

**Participating UN Organisation**

A UN Organisation or other inter-governmental Organisation that is an implementing partner in a Fund, as represented by signing a Memorandum of Understanding (MOU) with the MPTF Office for a particular Fund. For the UN-REDD Programme, FAO, UNDP and UNEP are the Participating UN Organisations.

**Project/programme document**

An annual work plan or a programme/project document, etc., which is approved by the Policy Board for fund allocation purposes.

**Project expenditure**

The sum of expenses and/or expenditure reported by all Participating Organisations for a Fund irrespective of which basis of accounting each Participating Organisation follows for donor reporting.

**Project financial closure**

A project or programme is considered financially closed when all financial obligations of an operationally completed project or programme have been settled, and no further financial charges may be incurred.

**Project operational closure**

A project or programme is considered operationally closed when all programmatic activities for which Participating Organisation(s) received funding have been completed.

**Project start date**

Date of transfer of first instalment from the MPTF Office to the Participating Organisation.

**Targeted support**

Demand-driven, specific support provided under one or more of the six UN-REDD Programme work areas or outcomes of the Support to National REDD+ Action; Global Programme Framework 2011-2015 (SNA), as of 2015. It belongs to the SNA support category of country-specific support. See [Procedures for Accessing UN-REDD Programme Targeted Support](#).

**Total approved amount**

This represents the cumulative amount of allocations approved by the Steering Committee.

<b>AE</b>	Allometric equations
<b>ANAM</b>	Autoridad Nacional del Ambiente de Panamá (National Environmental Authority, Panama)
<b>CBR+</b>	Community-based REDD+
<b>CCAD</b>	Centroamerican Commission for Environment and Development
<b>CCC</b>	Climate Change Commission (the Philippines)
<b>CONAFOR</b>	Comisión Nacional Forestal (Mexican National Forestry Commission, Mexico)
<b>COONAPIP</b>	Coordinadora Nacional de los Pueblos Indígenas de Panamá (National Coordinating Body of Indigenous Peoples in Panama)
<b>COP</b>	Conference of the Parties to the UNFCCC
<b>COP21</b>	The 21st session of the Conference of the Parties (to the UNFCCC)
<b>CSO</b>	Civil society organisation
<b>DRC</b>	Democratic Republic of the Congo
<b>FAO</b>	Food and Agriculture Organisation of the United Nations
<b>FAPI</b>	Federación por la Autodeterminación de los Pueblos Indígenas (Federation for the Self-Determination of Indigenous People, Paraguay)
<b>FCPF</b>	Forest Carbon Partnership Facility
<b>FLEGT</b>	Forest Law Enforcement, Governance and Trade
<b>FMB</b>	Forest Management Bureau (the Philippines)
<b>FREL</b>	Forest Reference Emission Level
<b>FRL</b>	Forest Reference Level
<b>FPIC</b>	Free Prior and Informed Consent
<b>GCF</b>	Green Climate Fund
<b>GHG</b>	Greenhouse gases
<b>GIS</b>	Geographic information systems
<b>GIZ</b>	German Academy for International Cooperation
<b>GEF</b>	Global Environment Facility
<b>GRM</b>	Grievance Redress Mechanism
<b>ILUAI</b>	Integrated Land Use Assessment Phase II
<b>INEGI</b>	Instituto Nacional de Geografía e Informática (National Statistics Institute, Mexico)
<b>INFONA</b>	Instituto Forestal Nacional (National Forestry Institute, Paraguay)
<b>INPE</b>	Instituto Nacional de Pesquisas Espaciais (National Institute for Space Research, Brazil)
<b>IPCC</b>	Intergovernmental Panel on Climate Change
<b>IPSAS</b>	International Public Sector Accounting Standards
<b>JDI</b>	Joint Declaration of Intent
<b>JMA</b>	Joint Mitigation and Adaptation Mechanism for the Sustainable Management of Forests and of Mother Earth (the “Joint Mechanism”)
<b>LAC</b>	Latin America and Caribbean region
<b>LULUCF</b>	Land use, land-use change and forestry
<b>MIACC</b>	Mesa Indígena y Afrohondureña de Cambio Climático (Afro-Honduran Committee on Climate Change, Honduras)
<b>MINAM</b>	Ministerio del Ambiente del Perú (Environment Ministry, Peru)
<b>MNRT</b>	Ministry of Natural Resources, Environment and Tourism (United Republic of Tanzania)
<b>MoEF</b>	Ministry of Environment and Forestry
<b>MPTF</b>	Multi-Partner Trust Fund

<b>MRV</b>	Measurement, Reporting and Verification
<b>MRV&amp;M</b>	Measurement, Reporting and Verification and Monitoring
<b>NAMA</b>	Nationally Appropriate Mitigation Action
<b>NFI</b>	National Forest Inventory
<b>NFCI</b>	National Forest and Carbon Inventory
<b>NFMS</b>	National Forest-Monitoring System
<b>NGO</b>	Non-Governmental Organisation
<b>NPD</b>	National Program Document
<b>NMRC</b>	National Multi-Stakeholder REDD+ Council (the Philippines)
<b>NP</b>	National Programme
<b>NRTF</b>	National REDD+ Task Force (United Republic of Tanzania)
<b>NS/AP</b>	National REDD+ Strategies and Action Plans
<b>OIGF</b>	Office of the Inspector General of Forests
<b>PAMs</b>	Policies and Measures
<b>PEB</b>	Programme Executive Board
<b>PES</b>	Payments for Ecosystems Services
<b>PGA</b>	Participatory Governance Assessment
<b>PLRs</b>	Policies, laws and regulations
<b>PMRC</b>	Provincial Multi-Stakeholder REDD+ Council (the Philippines)
<b>PMU</b>	Programme Management Unit
<b>PNG</b>	Papua New Guinea
<b>RBP</b>	Results-based payments
<b>REDD+</b>	Reducing Emissions from Deforestation and Forest Degradation in Developing Countries; and the role of conservation, sustainable management of forests and enhancement of forest carbon stocks in developing countries
<b>REL</b>	Reference Emission Level
<b>R-PP</b>	Readiness Preparation Proposal
<b>SDGs</b>	Sustainable Development Goals
<b>SEAM</b>	Secretaría del Ambiente (Environment Secretariat, Paraguay)
<b>SEPC</b>	Social and Environmental Principles and Criteria
<b>SES</b>	Social and Environmental Standards
<b>SESA</b>	Strategic Environmental and Social Assessment
<b>SFM</b>	Sustainable Forest Management
<b>SIS</b>	Safeguards Information System
<b>SNA</b>	Support to National REDD+ Action: Global Programme Framework 2011-2015
<b>TPP</b>	Technical Project Proposal
<b>TS</b>	Targeted support
<b>UNDP</b>	United Nations Development Programme
<b>UNEP</b>	United Nations Environment Programme
<b>UNFCCC</b>	United Nations Framework Convention on Climate Change
<b>UOP</b>	REDD+ Readiness Unit
<b>USAID</b>	United States Agency for International Development
<b>VPA</b>	Volunteer Partnership Agreement
<b>VGGT</b>	Voluntary Guidelines on the Responsible Governance of Tenure of Land, Fisheries and Forests in the Context of National Food Security





Website



Collaborative  
online workspace



Blog



Facebook



Twitter



YouTube



Linkedin



## The UN-REDD Programme

UN-REDD Programme Secretariat  
International Environment House,  
11-13 Chemin des Anémones,  
CH-1219 Châtelaine, Geneva, Switzerland

**[un-redd@un-redd.org](mailto:un-redd@un-redd.org)**



**UN-REDD**  
P R O G R A M M E



Food and Agriculture  
Organization of the  
United Nations



*Empowered lives.  
Resilient nations.*

**The United Nations Collaborative Programme on  
Reducing Emissions from Deforestation and Forest  
Degradation in Developing Countries**