



# SEVENTH CONSOLIDATED ANNUAL PROGRESS REPORT OF THE UN-REDD PROGRAMME FUND



**Report of the Administrative Agent  
of the UN-REDD Programme Fund for  
the period 1 January – 31 December 2015**

*\*This report is pending the approval of the UN-REDD Programme governance body.*



# UN-REDD PROGRAMME FUND

## PARTICIPATING ORGANIZATIONS



Food and Agriculture  
Organization of the  
United Nations

**Food and Agriculture Organization of the United Nations (FAO)**



Empowered lives.  
Resilient nations.

**United Nations Development Programme (UNDP)**



**United Nations Environment Programme (UNEP)**

## CONTRIBUTING DONORS



**Denmark**



**Norway**



**European Union**



**Spain**



**Japan**



**Switzerland**



**Luxembourg**



UNITED NATIONS  
DEVELOPMENT GROUP



Empowered lives.  
Resilient nations.

The Multi-Partner Trust Fund (MPTF) Office serves as the Administrative Agent for the UN-REDD Programme Fund.

### Cover photo:

Pahmung Krui Damar Forest. 10 April 2010, Damar, Indonesia. UN Forum on Forests Photo Competition Winner, Photo no. 547496, UN Photo/Eva Fendiaspara

### Foreword photo:

Birds flying above a tree in the Nkula Forest, the Democratic Republic of the Congo. ©FAO/Giulio Napolitano

### Map:

The designations employed and the presentation of material in the map presented in this publication do not imply the expression of any opinion whatsoever on the part of FAO, UNDP and UNEP concerning the legal or constitutional status of any country, territory or sea area, or concerning the delimitation of frontiers.

*In accordance with the UN-REDD Programme's commitment to contributing to climate neutrality, hard copies of this document will not be printed. All meeting documents of the UN-REDD Programme are available at: [www.unredd.net](http://www.unredd.net) and [www.un-redd.org](http://www.un-redd.org).*

# FOREWORD

The world is on a path toward concrete and determined actions to reduce greenhouse gas emissions, working together for a sustainable future.

The year 2015 was ground-breaking, with the adoption of the new 2030 Agenda for Sustainable Development, including the Sustainable Development Goals (SDGs). An unprecedented 195 countries endorsed the historic, legally binding Paris Agreement of the United Nations Framework Convention on Climate Change to reduce greenhouse gas emissions, marking a strengthened global commitment to avert the most extreme effects of climate change.

Forests cover one-third of the Earth's land surface and their conservation and sustainable management is essential for the achievement of the SDGs. Furthermore, as of April 2016, and in line with the Paris Agreement, 118 countries have included forestry and land use measures in their Nationally Determined Contributions to mitigate climate change.

Article 5 of the Paris Agreement recognizes the central role of forests in achieving the well below 2°C goal through mitigation options covered by REDD+. The same article encourages countries to take action to implement the reduction of emissions from deforestation and forest degradation (REDD+), in line with the existing Warsaw Framework for REDD+. Implementing sufficient REDD+ action will, however, require further efforts by forest countries, donors and stakeholders in order to build stronger capacities and implement policies and measures for REDD+ to achieve emissions reductions. The Food and Agriculture Organization of the United Nations (FAO), the United Nations Development Programme (UNDP) and the United Nations Environment Programme (UNEP) remain committed to working together with countries to achieve the goal of reducing forest emissions and enhancing carbon stocks in forests – contributing to both sustainable development and climate change mitigation.

The UN-REDD Programme, since its inception in 2008, has been the largest REDD+ readiness programme aimed at making REDD+ a reality, in terms of funds, expertise and geographical scope. The advances in REDD+ realized by developing countries with the Programme's support have been made possible through the generous contributions of the governments of Denmark, the European Union, Japan, Luxembourg, Norway and Spain – and with the comprehensive technical assistance of FAO, UNDP and



UNEP. In late 2015, the UN-REDD Programme welcomed its latest donor – Switzerland.

This 2015 Annual Progress Report of the UN-REDD Programme Fund summarizes lessons learned and progress made by the Programme's current 64 partner countries in moving toward REDD+ readiness, and presents countries' achievements in implementing all four pillars of the Warsaw Framework for REDD+. The report also outlines, in the framework of the [UN-REDD Programme Strategy 2016-2020](#), the way forward, for the successful design and implementation of REDD+ results-based actions and preparation for future REDD+ results-based payments.

Eva Muller (FAO)

Nik Sekhran (UNDP)

Mette L. Wilkie (UNEP)

UN-REDD Programme  
Strategic Group

# TABLE OF CONTENTS

Executive summary.....	1
<b>1. Introduction.....</b>	<b>5</b>
1.1 Overview – UN-REDD Programme country support.....	5
<b>2. Progress against the Warsaw Framework for REDD+ .....</b>	<b>7</b>
<b>3. Country results and progress .....</b>	<b>18</b>
3.1 Argentina.....	18
3.2 Bangladesh.....	20
3.3 Benin .....	21
3.4 Bhutan .....	21
3.5 The Plurinational State of Bolivia (Bolivia) .....	22
3.6 Cambodia .....	23
3.7 Cameroon.....	24
3.8 Chad.....	24
3.9 Chile .....	25
3.10 Colombia .....	25
3.11 Costa Rica.....	27
3.12 Côte d'Ivoire.....	27
3.13 Democratic Republic of the Congo.....	29
3.14 Dominican Republic .....	30
3.15 Ecuador .....	31
3.16 Ethiopia .....	32
3.17 Ghana .....	32
3.18 Guatemala.....	32
3.19 Honduras .....	34
3.20 Indonesia .....	35
3.21 Kenya .....	36
3.22 Lao Peoples' Democratic Republic.....	37
3.23 Madagascar .....	37
3.24 Malawi.....	38
3.25 Malaysia.....	38
3.26 Mexico.....	39
3.27 Mongolia.....	39
3.28 Myanmar .....	41
3.29 Nepal.....	42
3.30 Nigeria .....	42
3.31 Pakistan .....	44
3.32 Panama.....	45
3.33 Papua New Guinea .....	46
3.34 Paraguay .....	47
3.35 Peru .....	49
3.36 The Philippines.....	50
3.37 The Republic of the Congo .....	51
3.38 Solomon Islands .....	52
3.39 South Sudan.....	52
3.40 Sri Lanka.....	53
3.41 The Sudan.....	55
3.42 Suriname.....	56
3.43 Tanzania .....	56
3.44 Tunisia .....	56
3.45 Uganda .....	57
3.46 Viet Nam.....	59
3.47 Zambia .....	59
3.48 Zimbabwe .....	60
3.49 Regional support (targeted support and country needs assessments) .....	61

<b>4.</b>	<b>Financial information.....</b>	<b>63</b>
4.1	National Programmes.....	64
4.2	Support to National REDD+ Action: Global Programme Framework 2011-2015 (SNA).....	65
4.3	Donor contributions.....	66
4.4	Funds approved .....	66
4.5	Expenditure by UNDG budget category.....	67
4.6	Projects that have completed operations .....	68

<b>5.</b>	<b>Programme challenges and responses .....</b>	<b>69</b>
-----------	---	-----------

<b>6.</b>	<b>Looking ahead – strategic issues and opportunities.....</b>	<b>71</b>
-----------	--	-----------

A.	Definitions .....	74
B.	Abbreviations and acronyms.....	75
C.	A sample of knowledge tools and resources produced in 2015.....	77
D.	End notes .....	78

## List of annexes

Annex 1.	Argentina
Annex 2.	Bangladesh
Annex 3.	Bolivia
Annex 4.	Colombia
Annex 5.	Cote d'Ivoire
Annex 6.	Honduras
Annex 7.	Mongolia
Annex 8.	Nigeria
Annex 9.	Papua New Guinea
Annex 10.	Paraguay
Annex 11.	The Republic of the Congo
Annex 12.	Sri Lanka
Annex 13.	Uganda
Annex 14.	Support to National REDD+ Action: Global Programme Framework 2011-2015 (SNA)

# EXECUTIVE SUMMARY

1. This Seventh Progress Report presents the results of the UN-REDD Programme between January and December 2015 with emphasis on country progress against the [Warsaw Framework for REDD+](#). The Report also summarizes the key outcomes of the UN-REDD Programme since its inception in 2008 and under the UN-REDD Programme Strategy 2011-2015 with linkages to the new [UN-REDD Programme Strategic Framework for 2016-2020](#).
2. The UN-REDD Programme has grown significantly from nine Partner Countries in 2009 to 64 Partner Countries by December 2015. Countries have received assistance tailored to their national circumstances and specific support requirements in REDD+. UN-REDD has operated through the following support mechanisms:
  - National Programmes, where countries define a programme of work, typically over a three-year period and work across a range of focal areas.
  - Country specific assistance through targeted support (through formal requests from countries) and technical backstopping.
  - Country/regional needs assessments: Countries are supported to undertake a participatory readiness assessment, covering the principle areas defined under the Warsaw Framework.
3. This range of delivery mechanisms has provided flexibility to match the country's needs in advancing its readiness into implementation with the required support, and to complement the contributions of other initiatives in ways that maximise efficiency and effectiveness.
4. As of 31 December 2015, the UN-REDD Programme has supported a total of 23 countries through National Programmes. In addition, funding requests for three additional National Programmes (Chile, Myanmar and Peru) were approved on a provisional basis. In 2015, five countries (Argentina, Bangladesh, Honduras, Mongolia and Uganda) marked the start of their National Programmes with the signatures of their National Programme Documents and first fund transfers having been completed. 2015 also saw the closure of National Programmes in Cambodia and Panama

## Partner Countries of the UN-REDD Programme



In addition, support to Cook Islands, Gambia, Kribati, Marshall Islands, Niger, Palau, Senegal, Sierra Leone, Tongo and Tuvalu.

★ New Partner Country in 2015

and the submission of National Programme final evaluations for Cambodia, Ecuador and Solomon Islands. The total funding allocation to all (active and closed) National Programmes as of 31 December 2015 is US\$ 86.6 million of which US\$ 85.3 million has been transferred and US\$ 57.4 million was spent – representing a delivery rate of 67 per cent.

5. Since targeted support was introduced in 2012, 46 requests from individual countries and four regions have been approved for US\$ 18 million in total. In 2015 the total amount of support approved (US\$ 3.8 million) was less than in 2014, yet 16 country requests and three regional requests on behalf of 23 countries, were approved by the UN-REDD Programme. Targeted support together with backstopping is provided under the “Support to National REDD+ Action: Global Programme Framework 2011-2015” (SNA) which has been extended through 2016 to support the transition period of the Programme.
6. Out of the seven countries and two regions (Guatemala, Madagascar, Malawi, Peru, South Sudan, Tunisia and Zimbabwe; and Mesoamerica and West Africa) with needs assessments being undertaken, the regional assessment in Mesoamerica and the country assessments in Guatemala, Madagascar and Zimbabwe were concluded in 2015. Between the six pilot countries (Cambodia, Democratic of the Congo [DRC], Nigeria, Panama, Paraguay and Sri Lanka) for CBR+, over 200 proposals were received by December 2015 from communities. Out of these 56 CBR+ projects were approved, representing over US\$ 1.65 million in grant funding.

### Progress against the Warsaw Framework for REDD+

7. The Warsaw Framework, adopted in 2013, sets out the initial requirements of REDD+ readiness that allow a country to receive results-based payments. In terms of supporting countries to achieve REDD+ readiness, support has increasingly been focused on helping countries develop and deliver the key “pillars” within the Warsaw Framework, namely the development of National REDD+ Strategies and Action Plans (NS/APs), National Forest Monitoring Systems (NFMSs), Forest Reference Emission Levels/Forest Reference Levels (FREL/FRLs) and Safeguards and Safeguards Information Systems (SISs).
8. Since 2013, the UN-REDD Programme has increasingly aligned its support and results reporting with the Warsaw Framework for REDD+. A summary of progress against the four Warsaw pillars over the programme period of 2008-2015 is presented below. In 2015, joint assessments between the UN-REDD Programme and the partner countries with active National Programmes were undertaken through the annual reporting process, which provided an overview of where a country stands against the pillars. (It is included within the country summaries in Section 3).

### National REDD+ Strategies and Action Plans (NS/APs)

9. The UN-REDD Programme’s support for credible, inclusive governance systems for REDD+ has contributed to advancement by 21 countries in the UNFCCC REDD+ processes as demonstrated by the status of their NS/APs or REDD+ road map. (*National REDD+ Strategies*: Cambodia, Costa Rica, DRC, Ecuador, Indonesia, the Congo, Viet Nam and Zambia; *Roadmaps*: Argentina, Bangladesh, Colombia, Côte d’Ivoire, Ethiopia, Madagascar, Malawi, Mongolia, Myanmar, Nigeria, Paraguay, Sri Lanka and Uganda). This includes the generation of robust data on drivers of deforestation and degradation and other key inputs for informed decision-making. An additional 19 countries have benefited from support to advance related aspects of governance and institutional arrangements for REDD+ implementation, which are also inherent components of NS/APs.
10. An increasing number of NS/APs are also benefitting from significant political support and the formulation of REDD+ policies and measures (PAMs), which are gradually integrated into national planning processes and development objectives. The UN-REDD Programme has started working with countries to support implementation of PAMs, which is identified as crucial if REDD+ is to advance.
11. Countries have explored opportunities to promote multiple benefits of REDD+ and incorporate the results of multiple benefits analyses into the formulation of PAMs. Support from the UN-REDD Programme has evolved into complementary work streams: (1) REDD+ finance, including drafting investment plans, access to investments for implementation and funding for results-based payments; (2) REDD+ economics, e.g. cost-benefit analysis for PAMs; and (3) private sector engagement in REDD+ including establishing the business case and options to leverage public funding with private finance.

### National Forest Monitoring Systems (NFMSs)

12. The UN-REDD Programme has provided comprehensive support to 40 countries on the development of NFMS, including overall guidance on the methods, approaches and minimum standards required for development. Several Partner Countries are now producing forest data for the first time. The Programme has developed an innovative system for the flexible, efficient and transparent collection, analysis and reporting of forest and carbon monitoring information through the “Open Foris” tool. From the wide range of support provided to participating countries, eleven countries are being provided with support on the development of national forest cover maps, 20 countries are being assisted in the development of national web portals for their NFMS, and twelve countries now have operational portals or web-dissemination platforms that display information on NFMS information. Twelve countries are being supported in the development of national forest inventories (NFIs), with two



countries (Argentina and Panama) having completed their NFIs. Capacity development is a core, cross-cutting element within this work, given the new and emerging technical area. In 2015 alone, 163 persons from 13 Partner Countries increased their expertise on setting up web-portals for geospatial data distribution, supporting the dissemination of results related to mapping and achieving advances in transparency as encouraged under the United Nations Framework Convention on Climate Change (UNFCCC).

#### **Forest Reference Emission Levels / Forest Reference Levels (FREL/FRLs)**

13. Of the 15 submissions of FREL/FRLs made by countries to the UNFCCC, 14 are from UN-REDD Partner Countries. This reflects the positive trend and progress being made by countries through UN-REDD support. Six countries (Cambodia, Costa Rica, DRC, Honduras, Nepal and Uganda) received support to start initial steps for submission of the FREL/FRL to the UNFCCC; including consultations with a broad group of stakeholders (e.g multiple government ministries, NGOs, academia and private sector and development of roadmaps for submitting a FREL/FRL to the UNFCCC. Additionally, nine countries (Argentina, Bhutan, Colombia, Fiji, Honduras, Côte d'Ivoire, Myanmar, Panama and Sri Lanka) have increased their knowledge on FREL/FRL through UN-REDD Programme trainings on the UNFCCC requirements for FREL/FRLs, discussing political and technical implications of FREL/FRL construction and assisting countries in drafting FRL submission documents or, when requested by the country, specific support on for example how to deal with displacements.
14. Being a technically demanding and complex area, one of the major contributions of the UN-REDD Programme in this area has been developing workable guidelines and approaches that reflect global best practice in the development of FREL/FRLs (as well as NFMS).

#### **Safeguards and Safeguards Information System (SIS)**

15. The UN-REDD Programme has worked with more than 30 Partner Countries to support the development of their national (or jurisdictional) approach to safeguards. Eight countries are in the process of developing a SIS: Costa Rica, Ecuador and Mexico have outlined a design process and DRC, Panama, Paraguay, Peru and Uganda are making progress in this area. Twelve countries (Bhutan, Cambodia, Costa Rica, DRC, Ecuador, Mexico, Panama, PNG, Paraguay, the Congo, Uganda and Zambia) have developed core elements of their country approach to safeguards with a further nine in the initial stages of development. Eight countries (Bhutan, Cambodia, Costa Rica, Ecuador, Kenya, Mexico, PNG and Paraguay) have conducted assessments of policies, laws and regulations (PLRs) with UN-REDD support.
16. A variety of technical tools, strategic framework and guidance documents have been developed and disseminated

by the UN-REDD Programme to support the development of national approaches to safeguard development, including the establishment of SISs. An underlying principle of this support is the development of a country-approach to safeguard development, that builds upon existing national safeguard systems and needs, while meeting international commitments to UNFCCC and others.

#### **Cross-cutting support**

17. In addition to these concrete results related to the operationalisation of the Warsaw Framework, the UN-REDD Programme has continued to provide cross-cutting support across a range of areas including multi-stakeholder engagement and participation in REDD+ readiness, gender mainstreaming, strengthening forest governance and tenure, and building capacity through knowledge management support.
  - A key impact of *stakeholder engagement* support has been strengthening the participation of civil society organisations, indigenous peoples as well as marginalised, forest dependent communities by giving them a greater voice in decisions that affect forests, land use and land-use change. The establishment of multi-stakeholder, decision-making platforms across many countries has been a defining feature of this support. Furthermore, joint guidelines on stakeholder engagement, developed jointly with the Forest Carbon Partnership Facility (FCPF) have been used widely by partner countries.
  - Through the UN-REDD Programme support, 29 countries have been able to integrate activities designed to strengthen the participation of women in decision making as well as other actions to mainstream *gender equality* across REDD+ planning and implementation. South-South exchange and learning events are proving a valuable approach to capacity building.
  - Cross-cutting support to *governance* has been provided to all countries and has ranged from helping partner countries to develop new policy and legislative instruments in the forest sector to allow integration of REDD+; facilitating the identification of priority governance issues using robust data from Participatory Governance Assessments (PGAs); corruption risk assessments; supporting the revision of PLRs; integration of transparency and accountability elements into NS/APs; gender mainstreaming; tenure considerations; fund management systems; and options for equitable benefit sharing, as well as the technical aspects associated with developing comprehensive and robust NS/APs.
  - Currently, the UN-REDD Programme is providing support to nine countries (Benin, Lao People's Democratic Republic [PDR], Madagascar, Malawi, Pakistan, Sri Lanka, Tunisia, Viet Nam and Zambia) to assess land and forest *tenure* situations in the context of REDD+ in order to incentivize sustainable forest and other land use management, strengthen accountability, and ensure that community livelihoods are not adversely affected by



REDD+ implementation. Enabling conditions for tenure in other countries have also been supported together with awareness raising, trainings and south-south exchanges on tenure. The UN-REDD Programme has been providing support to many of these countries, based on the specific situation in each country and through the application of the [Voluntary Guidelines on the Responsible Governance of Tenure of Land, Fisheries and Forests in the Context of National Food Security](#).

- The UN-REDD Programme has facilitated capacity development processes in all partner countries. The outcome of this work has been the development of a network of highly qualified practitioners and experts across the world, which is helping countries implement key technical aspects of the UNFCCC decisions. Specifically, UN-REDD has facilitated over 100 knowledge exchanges, made available more than 400 [knowledge documents](#), trained more than 2,000 REDD+ practitioners through its REDD+ Academy initiative and in-person technical trainings, and has provided its Partner Countries and the wider global REDD+ community with a comprehensive online global REDD+ knowledge hub – [UN-REDD Programme Online Collaborative Workspace](#). South-South exchanges through regional meetings and workshops have increasingly been used to ensure a transfer of emerging experience and best practice between Partner Countries.

## Financial summary

18. Thanks to the continuous support from Denmark, the European Union, Japan, Luxembourg, Norway and Spain, the total funding was US\$ 269.7 million as of December 2015. Of this, a net amount of US\$ 238.7 million, or 89 per cent, was received by the agencies (FAO, UNDP and UNEP) and US\$ 180.2 million (or 76 per cent of the net funded amount) was spent. In 2015, contributions received amounted to US\$ 22.2 million, transfers to the agencies totaled US\$ 49.0 million and expenditures stood at US\$ 42.6 million. The UN-REDD Programme was pleased to welcome Switzerland as a new donor.

## Challenges encountered and responses

19. Political constraints have impacted progress in a number of countries, caused by events such as changes in government, elections and in some cases unrest. Unrealistic expectations related to the speed of establishing REDD+ and the delivery of performance based payments within a short time period was seen in many countries, particularly those where

REDD+ readiness activities were new and at an early stage. REDD+ presenting multiple technical challenges as well as wide-ranging and cross-sectoral demands has placed limitations on a number of national governments who are unable to identify sufficiently qualified and experienced staff. Throughout the development of REDD+ readiness, engagement and shared decision making with external stakeholders has been crucial.

## The way forward

20. Since its inception in 2008, the UN-REDD Programme was instrumental in developing capacities in REDD+ countries. To meet the challenges of moving from readiness to results based payments, the UN-REDD Programme has reoriented its programme objectives at all levels – country, regional and global – to the new guidance by the UNFCCC that has progressively developed through COP decisions (notably in Cancun and culminating in Warsaw in 2013).
21. The [UN-REDD Programme Strategic Framework for 2016-2020](#) describes this new approach, responding directly to both the current international context for REDD+ and the challenges of designing and implementing REDD+ at country level. Consistent with the lessons learned and the impacts of the UN-REDD Programme so far, the Programme will support changes that impact:
  - i. how countries meet the requirements of the UNFCCC, progressing from REDD+ readiness to result-based payments; and,
  - ii. the implementation of national REDD+ PAMs as results-based actions that produce both carbon and non-carbon benefits.
22. The new approach will ensure that the Programme will help Partner Countries meet their evolving and changing needs as they make the transition from REDD+ readiness to implementation, as well as helping countries harness social, economic and environmental benefits that will arise from REDD+ more generally.

The full Annual Reports of individual *National Programmes* and the *Support to National REDD+ Action: Global Programme Framework 2011-2015 (SNA)*, are found in Annexes 1-13 and Annex 14, respectively ([accessible here](#)).

The UN-REDD Programme is pleased to present this, its seventh annual progress report – **the 2015 Annual Report**. The report summarizes the progress made and results achieved by the UN-REDD Programme, focusing on the key achievements in 2015 against the UN Framework Convention on Climate Change (UNFCCC) Warsaw Framework for REDD+. The report also addresses achievements in the overall UN-REDD Programme Strategy 2011–2015 and bridging elements to the Programme’s new phase, as set out in the [UN-REDD Programme Strategy 2016–2020](#).

The commitment of countries to mitigating and adapting to climate change was solidified significantly in 2015 with the adoption of the post-2015 development agenda for meeting the UN Sustainable Development Goals (SDGs) and the decisions made at the 21st Conference of the Parties (COP21) to the UNFCCC in Paris. The Paris Agreement, made by 195 nations<sup>1</sup>, is a deal of historic proportions. It is also a significant milestone for REDD+ because it acknowledges the important role that resilient forests and landscapes will play in addressing climate change. By specifically including REDD+, the Paris Agreement encourages countries to take action to conserve and enhance forests and the carbon sinks of those forests, and it recognizes past guidance on policy approaches and positive incentives for activities related to REDD+. REDD+, therefore, is now framed as an integral component of mitigation action.

The adoption of the Warsaw Framework for REDD+, which is referenced in the Paris Agreement, was also a significant milestone because it provided further clarity on the requirements for results-based payments, thereby enabling countries to outline their needs and the UN-REDD Programme to define its support.

### Box 1. The SDGs and the UN-REDD Programme

The UN-REDD Programme and the REDD+ mechanism contribute directly to the achievement of Sustainable Development Goals (SDGs) 13 and 15 and also indirectly to the achievement of SDGs 1, 2, 3, 6, 7 and 12.

**SDG 13:** Take urgent action to combat climate change and its impact.

**SDG 15:** Protect, restore and promote sustainable use of terrestrial ecosystems, sustainably manage forests, combat desertification, and halt and reverse land degradation and halt biodiversity loss.

## 1.1 Overview – UN-REDD Programme country support

As of 31 December 2015, there were 64 UN-REDD Partner Countries, with the Programme welcoming eight new Partner Countries in 2015 — Burkina Faso, Dominican Republic, El Salvador, Guinea, India, Jamaica, Samoa and Vanuatu. (Figure 1). The UN-REDD Programme has provided various forms of support (National Programmes, targeted support, technical backstopping, Country Needs Assessment, Community Based REDD+, and knowledge management and communications



'Family photo' during Leader Event of COP 21/CMP 11 – Paris Climate Change Conference. UNFCCC, 2015. License

support), in partnership with these countries. The support is defined by the countries' unique needs and demands for advancing their REDD+ readiness efforts into actions for results-based payments. (Categories of support are described in [Section A](#)).

The UN-REDD Programme's technical assistance and policy advice were deployed long before the building blocks of REDD+ were enshrined in the Warsaw Framework. This prior experience has enabled the Programme to efficiently use the convening power and technical expertise of its participating UN organizations (FAO, UNDP and UNEP) to focus on country requirements under the Warsaw Framework, thereby bringing REDD+ from readiness into the implementation phase.

Delivering as "One UN", the three participating UN organizations assume full programmatic and financial accountability for the implementation of the UN-REDD Programme in accordance with their expertise as well as their financial regulations, rules and procedures.

### Box 2. Accountability and transparency – MPTF Office Gateway

The **MPTF Office GATEWAY** provides real-time data from the MPTF Office accounting system on donor contributions, programme budgets and transfers to the Participating UN Organizations. It is a means to effectively provide fund administration services and facilitate monitoring and reporting to the UN system and the MPTF's partners. By providing easy access to the reports, including financial information, as well as related project documents, the GATEWAY collects and preserves important institutional knowledge and facilitates knowledge sharing among UN Organizations and their development partners, thereby contributing to UN coherence and development effectiveness.

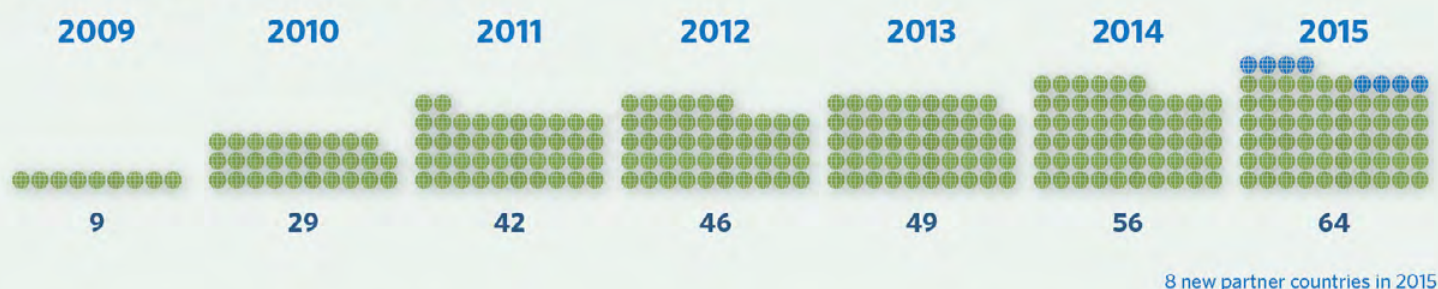
This annual report has been prepared jointly by the UN-REDD Programme Secretariat and the UNDP Multi-Partner Trust Fund Office (MPTFO) in its capacity as the Administrative Agent. It is presented in five sections that describe the progress made under the Warsaw Framework, the key achievements of 2015 for each supported Partner Country, the financial situation, challenges and responses and strategic issues and opportunities ahead.

The report is based on information reported by countries through their National Programme reports and from contributions by

the three participating UN organizations and the UN-REDD Programme Secretariat. Annexes 1-14 constitute the full annual reports of individual National Programmes, and Annex 14 presents a detailed report of the *Support to National REDD+ Action: Global Programme Framework 2011-2015 (SNA)* (accessible [here](#)). Detailed UN-REDD Programme financial records, annual reports and semi-annual updates are available at the [MPTF Office GATEWAY](#) and the [UN-REDD Programme Collaborative Workspace](#).

**Figure 1. UN-REDD Programme country support**

## Number of Partner Countries



## Number of countries with Targeted Support (Cumulative)



## Number of National Programmes (Cumulative)



## Number of countries that have received backstopping



## Support to country needs assessments



## Countries with Community Based REDD+



## Support to knowledge management





The UN-REDD Programme's activities have focused increasingly on the completion of the key pillars of the Warsaw Framework for REDD+ at the country level, namely the development of National REDD+ Strategies and Action Plans (NS/APs), National Forest Monitoring Systems (NFMSs), Forest Reference Emission Levels/Forest Reference Levels (FREL/FRLs) and Safeguards and Safeguards Information Systems (SISs). These are the four design elements that countries need to have in place for REDD+ implementation and to access results-based payments (Decision 9/CP.19). The Programme also invests in enabling conditions that both enhance the quality of the readiness process and effectively advance REDD+ implementation. Stakeholder engagement (civil society, indigenous people, private sector and others), forest governance, land tenure and gender are intertwined with the pillars of the Warsaw Framework for REDD+ and are essential underlying elements for progressing towards the implementation of REDD+ policies and measures (PAMs). (The terms PAMs and REDD+ Actions are used interchangeably in the report).

### **Tracking progress against the Warsaw Framework**

In 2015, the UN-REDD Programme's support and associated monitoring and reporting was further aligned to the Warsaw Framework pillars. This alignment is demonstrated throughout this report. For example, under the Programme's REDD+ Analysis of Data, Assessment and Reporting (RADAR) initiative (piloted since 2014 and applied to active National Programmes only), a methodology was developed to identify how far Partner Countries have progressed toward achieving the Warsaw pillars, irrespective of the source or type of support (UN-REDD Programme or other). The RADAR initiative collects data and information based on the completion of a joint assessment of these partner countries (a readiness overview questionnaire) which was completed as part of the 2015 National Programme annual reporting cycle. The questionnaire identifies process indicators or milestones for each Warsaw pillar allowing for an assessment into the stage of development process. This methodology will be further refined and the aim is to apply it to all Partner Countries receiving support from the UN-REDD

Programme in order to establish baselines and track progress with a set of streamlined indicators ultimately informing the focus and continual refinement of the UN-REDD Programme support. Section 3 includes the results of the joint assessments completed in each country with an active National Programme. Targeted support and other support mechanisms have also been aligned and tracked under the four Warsaw pillars. In 2015, countries' self-identified capacity needs under the pillars resulted in 16 individual country requests and three regional requests (including 23 countries) for targeted support approved. A total amount of US\$ 3.8 million was approved.

Presented on following pages of this section is a summary of progress (as of December 2015), at country level, under the Warsaw Framework for REDD+ through UN-REDD Programme support and in some cases in collaboration with other bilateral and multilateral initiatives. Discussion of the four pillars of the Warsaw Framework is followed by the key cross-cutting areas relevant for progress (i.e. ensuring participation; engagement and stakeholder involvement, including women and men; strengthened governance and tenure; and capacity building through knowledge management support).

### **Pillars of UNFCCC Warsaw Framework for REDD+**



**National  
Strategies /  
Action Plans  
(NS/AP)**




**National Forest  
Monitoring  
Systems  
(NFMS)**



**Forest Reference  
Emission Levels /  
Forest Reference  
Levels  
(FREL/FRL)**



**Safeguards /  
Safeguards  
Information  
Systems (SIS)**



*Amanecer Nosara, Guanacaste, Costa Rica. ©FAO*



## National REDD+ Strategies and Action Plans (NS/APs)

*"In seeking to obtain and receive results-based payments for their REDD+ results-based actions, developing countries should have a national strategy or action plan in place, in accordance with decision 9/CP.19, and a link to the national strategy or action plan should also be provided in the Lima REDD+ Information Hub<sup>2</sup>." (UNFCCC REDD+ Web Platform)*

The UN-REDD Programme's support for credible, inclusive governance systems for REDD+ has contributed to advancement by 21 countries in the UNFCCC REDD+ processes as demonstrated by the status of their NS/APs or REDD+ road map<sup>3</sup>. (*National REDD+ Strategies*: Cambodia, Costa Rica, Democratic Republic of the Congo [DRC], Ecuador, Indonesia, the Congo, Viet Nam and Zambia; *Roadmaps*: Argentina, Bangladesh, Colombia, Côte d'Ivoire, Ethiopia, Madagascar, Malawi, Mongolia, Myanmar, Nigeria, Paraguay, Sri Lanka and Uganda. This includes the generation of robust data on drivers of deforestation and degradation and other key inputs for informed decision-making (e.g. conducting Participatory Governance Assessments to reach national consensus on priority governance issues, or the analysis of institutional and legal frameworks), and the development of inclusive and transparent frameworks and equitable benefit sharing schemes (Cross-cutting issues, in particular Governance, page 15). An additional 19 countries have benefitted from technical support to advance related aspects of governance and institutional arrangements for REDD+

implementation, which are also inherent components of NS/APs. An increasing number of NS/APs are also benefitting from significant political support and the formulation of PAMs is being gradually integrated into national planning processes and development objectives. NS/APs that have attained significant political support and been unified with national planning processes and development objectives are also leading the way to REDD+ implementation through PAMs. The UN-REDD Programme has started working with countries to support them with their PAM implementation as identified by the countries as crucial for REDD+. Country-specific drivers of deforestation and forest degradation, as well as other national circumstances are shaping the type of support currently being sought and initiated. For example, fiscal incentives, payments for environmental services, participatory forest management and tenure reforms are possible PAMs being explored by countries. How NS/AP development triggers further action is illustrated by DRC, where the development of its National REDD+ Strategy (2012) contributed to the development of a national investment plan, policy reforms to drive land uses towards REDD+ performance, insertion of five REDD+ indicators in its economic governance matrix, which is the policy instrument that underpins national reforms, a decree for community forestry, and draft legislation in parliament to recognize indigenous peoples.

The Programme has also supported countries explore opportunities to promote multiple benefits of REDD+. Three countries (DRC, Ecuador and The Congo) incorporated the results of multiple benefits analyses<sup>4</sup> into the formulation of



Student Kassim Suleimani waters a teak tree planted at Kiroka Primary School, Tanzania. ©FAO



PAMs, with a range of other countries (e.g. Cambodia, Kenya, Mongolia, Paraguay, Peru, Tanzania and Viet Nam) also making progress towards this objective, supported by the UN-REDD Programme.

UN-REDD Programme support for countries on private-sector engagement has shifted from a focus on the private sector as a possible source of REDD+ finance to the private sector as the key agent of change in reducing deforestation and forest degradation. Such support is coupled with analyses to assist in fiscal policy reform that will steer private-sector behavior away from deforestation towards deforestation-free commodity supply chains, forest restoration and integrated landscape management. Economic analyses have examined the true costs of deforestation and forest degradation as a way of linking REDD+ with broader sustainable development objectives and a transition to a green economy.

*Highlights of country achievements through UN-REDD Programme support in 2015 include the following:*

- **Ecuador** finalized the draft of its national REDD+ action plan and **Zambia** finalized its national REDD+ strategy. The plan of Ecuador will be finalized for endorsement in 2016; and the strategy from Zambia was submitted for official endorsement and budget allocation and is serving as the basis for fundraising and investment planning for implementation.
- **Costa Rica, Paraguay** and **the Congo** have developed drafts of their national REDD+ strategies.
- **Argentina** and **Honduras** have roadmaps in place, integrating their national REDD+ strategies and country approaches to safeguards, including strategic environmental and social assessments (SESAs), as required by the World Bank's Forest Carbon Partnership Facility (FCPF). REDD+ investments, a green economy and multiple benefits were integral elements of the National REDD+ Strategy design.

- **Colombia, Côte d'Ivoire, Ethiopia, Madagascar, Malawi, Mongolia, Myanmar, Nigeria, Sri Lanka** and **Uganda** are advancing their integrated and inclusive roadmaps for the design of national REDD+ strategies, building on readiness components and other relevant analytical and planning processes.
- **The Congo, Costa Rica** and **Ecuador** advanced their investment plans through cost-benefit analyses of strategic options for their National REDD+ Strategies and the development of REDD+ financing plans.
- In **Ecuador**, spatial analyses of multiple benefits and information on the value of forest environmental services and the costs of potential policies and measures informed the development of the national REDD+ strategy and the design of REDD+ actions and highlighted the importance of a landscape approach to REDD+ for achieving greenhouse gas emission reductions while building sustainable livelihoods. **Panama** identified areas with the potential to deliver additional social and environmental benefits from REDD+ actions, as well as locations under pressure from deforestation (report available [here](#) in English and Spanish). **DRC** validated its *feasibility study* for economic valuation of REDD+ multiple benefits.
- **Ethiopia, Kenya, Indonesia, Panama, Tanzania** and **Zambia** undertook forest economic valuation studies that have helped strengthen the domestic economic rationale for reducing deforestation and forest degradation; in some cases informed national budgeting. **Kenya** also completed multiple benefits analysis for REDD+ which will feed into strategy options to address the drivers of deforestation and forest degradation.
- **Ghana, Indonesia** and **Peru** built further capacity on how to run their National Commodity Platforms through training and guidance developed by the UN-REDD Programme. (See also Stakeholder Engagement, page 13).

### Box 3. In focus: South-South country experiences in developing national strategies and action plans

REDD+ stakeholders in the Asia-Pacific region came together in July 2015 for a two-and a half day event to share experiences and gain knowledge related to developing REDD+ NS/AP. Held in Bangkok, Thailand, the event was organized by the UN-REDD Programme and included 41 participants (49 per cent women). Countries at similar and early stages of their REDD+ NS/AP development process (Bangladesh, Bhutan, Fiji, Myanmar, Nepal, Pakistan and Sri Lanka) as well as countries that have advanced their NS/AP development (Brazil, Ecuador, Indonesia and Malaysia) participated. Ecuador and Brazil were invited to facilitate the South-South knowledge sharing also with the LAC region. The event featured presentations, group discussions and expert panel discussions on key issues such as planning the NS/AP design process, analytical work supporting the design process, country visions for REDD+, the identification and selection of PAMs, and an NS/AP implementation framework. Countries raised issues specific to their national context and explore these with UN-REDD Programme technical experts and key resource participants. The event also served to identify support needs that

the UN-REDD Programme could provide to Partner Countries. Event material is available [here](#).



*One of discussion groups among country participants at the Regional Exchange Event on National Strategies / Action Plans, held during 29 - 31 July 2015, in Bangkok, Thailand (from left: Ms. Patricia Serrano, Ecuador; Dr Pema Wangda, Bhutan; Mr Anura Sathurusinghe, Sri Lanka; and Ms Naw Ei Ei Min, Myanmar). Photo by Heang Thy/UN-REDD Programme.*





## National Forest Monitoring Systems (NFMSs)

*"Having the national or, as an interim measure, subnational forest monitoring system in place is one of the requirements in order to be eligible for results-based payments in accordance with decision 9/CP.19, and information on the forest monitoring system should also be provided in the Lima REDD+ Information Hub<sup>5</sup>." (UNFCCC REDD+ Web Platform)*

The UN-REDD Programme support on NFMS (forest and land monitoring, field-based forest inventory, national greenhouse gas (GHG) inventory and forest reference [emission] levels) has started to yield significant results by countries. Building NFMS entails a number of different processes, such as the capacity to monitor forest area change, to produce national forest inventories (NFIs) and the capacity to report on carbon stocks for the different pools. Over the past years, the UN-REDD Programme has assisted countries and provided effective assistance to improve their capacity in those areas<sup>6</sup>. As of December 2015, 40 countries have been supported by the Programme in the development of their NFMS and FREL/FRL for REDD+ and have reached various stages of institutional arrangements for ensuring monitoring and Measuring, Reporting and Verification (MRV) functions for REDD+. Several Partner Countries are now producing forest data for the first time. This work has helped improve policies and management by enabling decision-making based on accurate and accessible NFMS data. The UN-REDD Programme provides overall guidance on the development of NFMSs, such as on methods, approaches and minimum standards, and it supports the development of national forest-cover maps and NFIs (17 countries have improved their capacity for conducting national forest inventories as a result of UN-REDD Programme support). Working with the countries, the Programme has developed a flexible, efficient and transparent system for the collection, analysis and reporting of forest and carbon monitoring information through the *Open Foris* suite of open-source tools. As of 31 December 2015, twelve countries had operational portals or web-dissemination platforms

displaying NFMS information. Ecuador, Indonesia, Mexico and Viet Nam had completed or were close to completing their NFMSs, and an additional 21 countries had achieved significant progress in developing their NFMSs. Thirteen countries were in the capacity-building phase of their NFMSs.

As an illustration of the way in which the UN-REDD Programme is enhancing capacity, 163 personnel (32 per cent of whom were women) in 13 Partner Countries increased their expertise in setting up web portals for the distribution of geospatial data in 2015, thereby supporting the dissemination of results related to mapping and achieving advances in transparency, as encouraged under UNFCCC.

*Highlights of country achievements through UN-REDD Programme support in 2015 include the following:*

- **Bhutan, Indonesia, Mongolia, Myanmar, Pakistan, Papua New Guinea (PNG), the Philippines and Solomon Islands** finalized their NFMS action plans.
- **Bolivia, Ecuador, Panama, PNG and Paraguay** prepared their forest-cover maps, with support for the design, methodology and/or piloting phase of their NFI.
- **DRC, Ethiopia, the Congo and Zambia** collected and analyzed their NFI data, leading to the production of robust Tier 2 Emission Factors, and the publication of forest inventory results suitable for REDD+ reporting, forest management and local planning.
- Over 285 participants from eleven **Pacific Island** countries have developed capacities through the training on SLMS and NFI. ("Strengthening Regional Support to National Forest Monitoring Systems for REDD+ in the Pacific").
- **DRC, Ethiopia, Kenya, the Congo, Uganda and Zambia** strengthened their satellite monitoring and geographic information system units through training and the purchase of equipment.
- Three fully operational and upgraded web portals 'Satellite Land Monitoring System (SLMS) for REDD+' are completed (**Bangladesh, Vietnam and Zambia**).



*Tree measurement in the Yoko Forest, DRC. ©FAO/Giulio Napolitano 2009*



## Forest Reference Emission Levels / Forest Reference Levels (FREL/FRLs)

*"Having an assessed national reference level or, as an interim measure, subnational reference levels in place is one of the requirements in order to be eligible*

*for results-based payments in accordance with decision 9/CP.19. A link to the final technical assessment report should also be provided in the Lima REDD+ Information Hub<sup>7</sup>." (UNFCCC REDD+ Web Platform)*

Forest reference (emission) level development establishes the benchmark against which REDD+ results by each country in implementing REDD+ actions can be assessed and provides a benchmark for results-based payments. The UN-REDD Programme provides support on ensuring that the FREL/FRL submissions are transparent, complete, consistent and as much as possible accurate and information provided allows reconstruction of the submitted FREL/FRL. Additionally, support is provided on which pools and gases and REDD+ activities (i.e. scope) to include in the FREL/FRL, while providing a justification for omitting significant pools and/or activities. Support is provided on the choice of geographic area covered (scale) and the choice of approach for the development of the FREL/FRL. Countries have made significant progress and have started to submit their proposed FREL/FRLs to the UNFCCC. Of the 15 submissions to the UNFCCC, 14<sup>8</sup> are from UN-REDD Partner Countries reflecting the positive trend and progress being made by countries through UN-REDD support. Six countries (Cambodia, Costa Rica, DRC, Honduras, Nepal and Uganda) received support to start initial steps for submission of the FREL/FRL to the UNFCCC; including consultations with a broad group of stakeholders (e.g. multiple government ministries, NGOs,

academia and private sector and development of roadmaps for submitting a FREL/FRL to the UNFCCC. Additionally, nine countries (Argentina, Bhutan, Colombia, Fiji, Honduras, Côte d'Ivoire, Myanmar, Panama and Sri Lanka) have increased their knowledge on FREL/FRL through UN-REDD Programme trainings on the UNFCCC requirements for FREL/FRLs, discussing political and technical implications of FREL/FRL construction and assisting countries in drafting FRL submission documents or, when requested by the country, specific support on for example how to deal with displacements.

*Highlights of country achievements through UN-REDD Programme support in 2015 include the following:*

- **Ecuador** submitted its FREL to UNFCCC. **Mexico** also submitted its FREL, and benefited from technical dialogues on FREL and NFMS data analysis support from the UN-REDD Programme. **Colombia** submitted a proposed subnational FREL in 2015; and the UN-REDD Programme is supporting the country with the development of a subsequent FREL/FRL submission.
- **Ethiopia, Paraguay, the Congo, Viet Nam and Zambia** prepared their FREL/FRL with submissions planned for early 2016 with different intensities of UN-REDD support from support on data analysis and FREL/FRL construction to support on reviews and recommendations (Box 4). **Chile** and **Costa Rica** prepared their FREL/FRL submission documents with submissions planned for early 2016.
- **Cambodia, Honduras, DRC, PNG, Nepal and Uganda** have their FREL/FRL under construction.
- **Argentina, Bhutan, Côte d'Ivoire, Fiji, Honduras, Myanmar, Panama and Sri Lanka** are in their capacity building phase on FREL/FRL.

### Box 4. In focus: Paraguay prepared its FREL

Paraguay reached an important milestone by preparing its FREL, which is ready to be submitted to the UNFCCC by early 2016. For the first time, Paraguay has been able to generate its official data regarding land use and land use change due to deforestation and its associated emissions from the period 2000 – 2015. This outcome will enable the country not only to access future results based payments but also to improve forest monitoring and thus improve governance, since the information regarding forest area is available in a systematic way. The UN-REDD Programme provided substantial support through the National Programme technical backstopping and targeted support, which also included institutional strengthening and coordination. Quote by the Government: "The coordinated effort between SEAM\* and INFONA\*\* has been key for the FREL preparation. This coordination process has strengthened the cooperative bond with these two government institutions, the outcome of this process is an inter-institutional team with improved technical capacities leading to a consolidated leadership of each institution in their areas of work."

(\*Paraguay's Ministry of Environment, Secretaría del Ambiente [SEAM]; \*\*The National Forestry Institute, Instituto Forestal Nacional [INFONA])



*Government technicians and experts from civil society and academia reviewing forest cover changes maps developed with the support of the UN REDD Programme. UN-REDD Programme, 2015.*



## Safeguards and Safeguards Information Systems (SISs)

*"The three basic interrelated safeguards requirements of the UNFCCC are that REDD+ countries should:*

*1) promote and support the "Cancun safeguards" throughout the implementation of REDD+ PAMs<sup>9</sup>; 2) develop a system for providing information on how the Cancun safeguards are being addressed and respected (i.e. a "safeguards information system")<sup>10</sup>; and 3) provide summaries of information on how all the Cancun safeguards are being addressed and respected throughout the implementation of REDD+ PAMs<sup>11</sup>."*

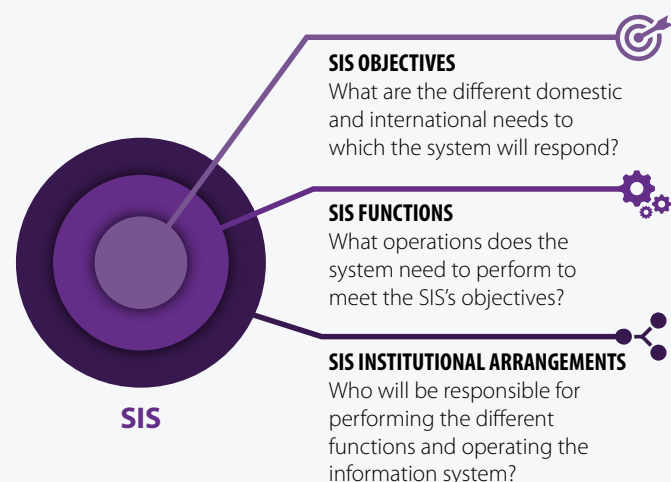
The UN-REDD Programme has worked with more than 30 Partner Countries supporting their "country approaches to safeguards" to meet relevant UNFCCC requirements; addressing and respecting the "Cancun safeguards"; developing a Safeguards Information System (SIS); and preparing summaries of safeguards information – in accordance with their specific country contexts. The countries evolving approaches to safeguards and SIS, have critically linked these interventions to their development of REDD+ NS/APs, and their constituent PAMs put in place to address the drivers of deforestation and forest degradation. Eight countries are in the process of developing a SIS. Costa Rica, Ecuador and Mexico have outlined a design process and DRC, Panama, Paraguay, Peru and Uganda are making progress in this area. Twelve countries (Bhutan, Cambodia, Costa Rica, DRC, Ecuador, Mexico, Panama, PNG, Paraguay, the Congo, Uganda and Zambia) have developed, and made varying degrees of progress with core elements of their country approach to safeguards with a further nine in the initial stages of development. To help identify how existing policies, laws and regulations (PLRs) can help in addressing and respecting of the Cancun safeguards during REDD+ implementation, as well as where there are potential gaps, eight countries (Bhutan, Cambodia, Costa Rica, Ecuador, Kenya, Mexico, PNG and Paraguay) have conducted assessments with UN-REDD Programme support.

The UN-REDD Programme applies a conceptual framework for country approaches to safeguards, which is built on the collective in-country experiences in trying to meet the UNFCCC safeguard requirements over the past five years<sup>12</sup>, with collaborative input from a number of initiatives<sup>13</sup>. A country approach identifies, assesses and strengthens existing governance arrangements – PLRs; institutional capacities; and information systems and sources – that a country has in place in order to address and respect safeguards. The support provided to countries on safeguards ensures that the SIS is aligned with the NS/AP, covering the social and environmental benefits and risks of the PAMs for REDD+ and strengthens governance arrangements to maximize additional benefits and mitigate risks. (See also Cross-cutting issues, page 13). Within the context of a broader country approach framework, the Programme also provides specific support on SIS design considerations and processes (Figure 2).

Highlights of country achievements through UN-REDD Programme support in 2015 include the following:

- **Ecuador** advanced on its safeguards component of the national REDD+ strategy. Safeguards criteria and SIS information requirements, related to existing institutional, legal and policy frameworks, have been identified and adjusted. The country has prioritized existing national information systems and identified possible institutional arrangements for SIS operation. An updated version of Ecuador's first summary of safeguards information is currently under review before submission to the UNFCCC.
- **Mexico** is in the advanced stages of developing its National Safeguards System and the related SIS, and has conducted an assessment of existing systems and sources of information, as well as a series of consultations across government and non-governmental agencies responsible for existing systems relevant to REDD+ safeguards. **Uganda** identified elements of a national approach to safeguards, including adoption of a safeguards roadmap, reviewed by stakeholders, and established a technical working group on safeguards.
- **DRC, Paraguay, Peru and Zambia** identified components of their national SIS, including information structures (DRC's national standards), existing sources and systems (Paraguay and Zambia). In Peru, stakeholders, institutions and current information systems were identified and capacities of institutions to provide information assessed.
- **Bhutan and Paraguay** completed assessments of their existing PLRs to identify which of these instruments could be applied in addressing safeguards for mitigating the risks and enhancing the benefits of proposed REDD+ PAMs.

**Figure 2. Key design elements that the countries may want to consider when developing their REDD+ SIS.**



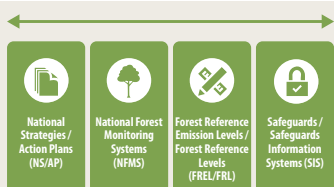


### Box 5. In Focus: Safeguards South-South knowledge exchange

Country perspectives with respect to meeting UNFCCC (and other) safeguards requirements were captured and shared through a South-South knowledge exchange effort in 2015. Participants found the Africa Regional Exchange on Country Approaches to Safeguards, held in Nairobi, provided relevant peer-to-peer learning and tools and guidance for further development of country approaches to safeguards. One participant wrote: “My country has done a lot of good work on addressing safeguards, but the respecting aspect is yet to be done. This workshop has provided useful guidance on the way forward.” Another welcomed the “opportunity to evaluate our (progress). We are going back with a lot to do”. The value of building a network was also referred to. Knowledge exchange workshops were held in all three regions and these events informed a [global review of country approaches to safeguards](#). A similar consultative process

was also conducted to distill state-of-the-art thinking on [SIS design considerations](#), as well as [summaries of information](#). Collective country experiences informed a number of new UN-REDD knowledge products; both experiences and products were [showcased at UNFCCC COP21 in Paris](#).

*Photo by Elina Väänänen, UN-REDD Programme, 2015.*



### Cross-cutting issues

Further aspects that cut across much of UN-REDD support, are the emphases on ensuring the full and effective participation of

relevant stakeholders, in particular indigenous peoples and local communities, including women, men and youth; strengthened governance and tenure; as well as capacity building through knowledge management support.

### Stakeholder engagement

Through UN-REDD Programme's support, a total of 29 Partner Countries have established concrete mechanisms and activities to promote the inclusion and participation of indigenous peoples and Civil Society Organizations (CSOs) in REDD+ decision-making processes, with a focus on REDD+ policy formulation processes. This has been achieved through strengthening the ability of these stakeholders to understand, organize and engage in REDD+ processes through: capacity building to understand REDD+ and associated safeguards and stakeholder rights related to REDD+; strengthening and building stakeholder networks and platforms; facilitating the self-selection of stakeholder representatives to participate on national REDD+ bodies; and facilitating multi-stakeholder dialogues.

A strong focus of this work has been to support the practical application of principles, rights and safeguards related to indigenous peoples and local communities as required under the UNFCCC REDD+ decisions through the development of practical guidance (e.g. stakeholder engagement and free, prior and informed consent [FPIC] guidance ([UN-REDD Programme FPIC Guidelines](#))) and helping countries to tailor this guidance concretely to national contexts. This support relates to specific elements of the Warsaw Framework's safeguards, as outlined in the Cancun Decisions.<sup>14</sup> As of December 2015, 24 countries are implementing activities applicable to the joint FCPF/ UN-REDD Guidelines on Stakeholder Engagement (Argentina, Bangladesh, Bhutan, Cambodia, Colombia, Costa Rica, Cote d'Ivoire, DRC, Honduras, Kenya, Mexico, Mongolia, Myanmar, Nigeria, Peru,

South Sudan, Paraguay, Panama, Peru, PNG, the Congo, Uganda, Viet Nam and Zambia).

The Programme has also supported countries to mobilize and engage the private sector in national and international discussions and actions on REDD+. To achieve this, a multi-pronged approach has been taken to raise awareness of opportunities and risks, better understand costs and benefits, and identify options for policy development and reform to facilitate private sector investments in REDD+. Furthermore, sector specific work has been carried out to engage private sector stakeholders associated with forestry as well as some of the commodities that are agricultural drivers of deforestation and forest degradation (e.g. oil palm, coffee and cocoa). (See NS/AP, page 8).

*Highlights of country achievements through UN-REDD Programme support in 2015 include the following:*

- **Cambodia, Colombia, Cote d'Ivoire, DRC, Ecuador, Nigeria, Malawi, Panama, Paraguay, PNG, Sri Lanka, Uganda and Zambia** advanced actions to include indigenous peoples and CSOs in their national REDD+ processes. For example, in Colombia national-level indigenous peoples and Afro-Colombian organizations (including one organization previously opposed to REDD+), agreed to develop the national REDD+ strategy and implement a new bilateral agreement with Germany, Norway and the United Kingdom, in a participatory manner.
- **Honduras, Kenya and PNG** progressed in the application of FPIC principles to REDD+. In the case of Kenya, this is the first time national Stakeholder Engagement and FPIC guidelines have been developed by an indigenous organization in Africa, and the guidelines will be used in the development of forest carbon related projects by all project proponents as well as by the extractives industry.
- Between the six pilot countries (**Cambodia, DRC, Nigeria, Panama, Paraguay and Sri Lanka**) for CBR+, over 300 communities and local and indigenous organizations have received capacity building on project design and management as well as direct technical support to develop and submit



Indigenous leader, Dolores Cabnal, Guatemala, at a REDD+ policy and planning event: The UN-REDD Programme ensures the views and voices of key rights and stakeholders are part of REDD+ efforts. UN-REDD Programme, 2015.

project proposals. As a result, over 200 proposals were received from communities and out of these 56 CBR+ projects were approved, representing over US\$ 1.65 million in grant funding. In five pilot countries, implementation of projects is underway. This initiative is implemented in collaboration with the Small Grants Programme (SGP) of the Global Environment Facility (GEF). (Annex 14 provides further information).

- **Ghana, Peru and Indonesia** progressed with multi stakeholder dialogue under the joint initiative with UNDP's Green Commodities Programme (GCP), for example on cocoa, timber and palm oil industries, including private companies, environmental NGOs and relevant government bodies. Key outcomes include the identification of interventions to reduce deforestation from palm oil expansion in Indonesia which will be considered in the drafting of a National Action Plan. In **Ethiopia, Ghana and Tanzania** sector specific work on forestry as well as coffee, cocoa and other agricultural commodities is advancing in order to examine the potential role of agroforestry in REDD+.

#### Box 6. In focus: Panama – community-based forestry monitoring

A significant example of joint engagement among different stakeholders was seen in Panama with collaboration between CSOs, indigenous peoples and the government in identifying support needs for continuing the capacity building of technical staff and indigenous committees and councils on community-based forestry monitoring. A received request for targeted support from Panama was approved by the UN-REDD Programme in October 2015. This request for support in Panama emerged from the indigenous network, COONAPIP\*, and the Ministry\*\* is implementing it together with a technical team of indigenous peoples. While guidance is in place for participatory approaches, including joint targeted support submissions<sup>15</sup>, it is becoming increasingly evident that these commitments to inclusiveness and participation of relevant stakeholders also move ahead naturally.

(\* National Coordinating Body of Indigenous Peoples in Panama, Coordinadora Nacional de los Pueblos Indígenas de Panamá [COONAPIP]; \*\*Ministry of Environment, Ministerio de Ambiente [MIAMBIENTE])

## Gender

Having women and men equitably and meaningfully participate in and inform REDD+ policy development and implementation can not only help to improve the long-term and sustainable management of forests, but also deliver enhanced benefits to affected peoples and communities.

With UN-REDD Programme support, 29 countries have integrated activities to strengthen women's effective participation and gender equality concerns into their UN-REDD National Programmes, national REDD+ strategies and other supported activities. Overall, since 2013, integration of gender sensitive measures within nationally led REDD+ activities across the Programme's work areas has steadily expanded, wherein the number of partner countries undertaking and reporting on the incorporation of gender and women's empowerment considerations within their UN-REDD supported national REDD+ readiness processes increased from a total of eight in 2013 to 29 countries in 2015. REDD+ capacity building efforts and knowledge exchanges designed to support REDD+ national stakeholders and processes are increasingly integrating a gender perspective. In 2015, this work ranged from building capacity among national REDD+ coordinators at a regional South-South exchange in Africa on how to mainstream gender within REDD+ policy and action, to working with indigenous women leaders to identify on-the-ground solutions for gender responsive participation in REDD+ at the "[Indigenous Women's Dialogue on Gender and Forests](#)" held in April 2015 during the UN Permanent Forum on Indigenous Issues. Since 2013<sup>16</sup>, a total of ten countries (Cambodia, Chile, Côte d'Ivoire, DRC, Ecuador, Indonesia, Panama, Peru, Sri Lanka and Viet Nam) have used gender analysis and gender sensitive monitoring, supported by the UN-REDD Programme, to help ensure that their REDD+ activities are gender sensitive. The Programme also remains committed to collecting gender sensitive and sex disaggregated data to monitor its progress on gender. For example, data from

#### Box 7. In focus: Pioneers of social inclusion in REDD+

The UN-REDD support to social inclusion in REDD+ is yielding results, with a number of Partner Countries already taking steps towards ensuring social inclusion in their REDD+ policy work. This includes undertaking participatory policy dialogues, integrating gender responsive approaches, establishing multi-stakeholder platforms to sustain REDD+ actions, and embedding the rights and development priorities of indigenous peoples and local communities in the national REDD+ policies and related legal instruments. During the joint UN-REDD/FCPF REDD+ Knowledge Day, held in November 2015 in Costa Rica, a session was dedicated to social inclusion in REDD+. Over 15 interventions from government officials, representatives from indigenous peoples and civil activists from around the world were given, all sharing the same view: REDD+ is not just a commitment to reduce the carbon footprint of forest areas, but also a gateway to embed social inclusion and gender equality in the sustainable management of forests – for more information, refer to the UN-REDD website: [watch video](#) (with all presentations) and read [synthesis article](#).



*'Active Listening Dialogues' with women from Panama for the construction of Panama's National REDD+ Strategy. UN-REDD Programme, 2015.*

2015 reveals that while certain work areas continue to remain male-dominated (a reflection of the forestry sector in general), women's participation in supported capacity building and knowledge exchange activities<sup>17</sup> is steadily improving, often ranging from 25%-40%.

*Highlights of country achievements through UN-REDD Programme support in 2015 include the following:*

Gender sensitive measures have been integrated in various REDD+ components and key processes including within:

- Multiple thematic areas of **Viet Nam's** Provincial REDD+ Action Plan for Lam Dong province.
- All Community-based REDD+ Country Plans (**Cambodia, DRC, Nigeria, Panama, Paraguay** and **Sri Lanka**).
- Analysis and recommendations of Bhutan's **Corruption Risk Assessment**.
- Logical framework and implementation principles of DRC's REDD+ Investment Plan.
- **Cote d'Ivoire's** draft 2016-18 Strategic Action Plan for the civil society platform, Ivorian Observatory for Sustainable Management of Natural Resources (OIREN)<sup>18</sup>, wherein emphasis is placed on capacity building on gender and increasing participation of women and youth.
- Active Listening process in **Panama**, wherein a **women-led and gender-responsive stream** was developed to feed into the formulation of the REDD+ National Strategy.
- **Cambodia's** draft National REDD+ Strategy, wherein its inter-ministerial Gender Group also undertook gender and REDD+ awareness raising activities with the REDD+ consultation group and technical teams and through a radio talk show and National TV.
- **Zambia** integrated gender and women's engagement it's into REDD+ issues and options report as well as the national REDD+ Strategy.
- The Participatory Governance Assessments (PGA) process in **Nigeria** involved consultations with women, youth and local communities and were integrated into analysis and

recommendations for how gender could more effectively mainstreamed and be part of the strategy development process. In addition, women were also involved in the development of land use plans for REDD pilot areas.

## Governance

Strengthening governance is essential to enabling the institutional and legal changes being proposed under REDD+. Governance is a wide and cross cutting area supported by the UN-REDD Programme. Going beyond support for credible, inclusive governance systems for REDD+ demonstrated by the status of a country's NS/AP (see NS/AP pillar, page 8), the UN-REDD Programme's support to additional 19 partner countries has advanced aspects of governance and institutional arrangements for REDD+. Achievements include enabling forest related legislative frameworks for implementing REDD+; identification and promotion of PAMs related to sustainable forest management (SFM); achievement of national consensus on priority governance issues using robust data from PGAs; corruption risk assessments, integration of transparency and accountability elements into national REDD+ roadmaps and strategies; gender mainstreaming; assessment of tenure issues in the context of REDD+ processes; the development of fund management systems; and options for equitable benefit-sharing. As noted, these achievements are integral to progress against achievement of the Warsaw Pillars and are interrelated with other cross cutting elements. Examples of country progress with UN-REDD Programme support include:

- Eight countries (DRC, **Honduras**, Colombia, Kenya<sup>19</sup>, Madagascar, Cote d'Ivoire, Nepal and Guatemala<sup>20</sup>) have completed and validated the analysis of their legal frameworks for REDD+, including gaps and inconsistencies. They have identified opportunities to modify/improve legislation and policies in order to better integrate REDD+ considerations and establish enabling conditions for REDD+, reflected in work plans and an inventory of legislation related to REDD+.
- Four countries (DRC, Cote d'Ivoire, Kenya and Peru) are integrating REDD+ considerations into legal reforms.
- Ten countries (Bangladesh, Bhutan, Indonesia, Kenya, Malawi, Mongolia, Nepal, Nigeria, Peru and the Philippines) have completed the analysis of governance weaknesses underlying major drivers of deforestation and forest degradation (a key element for developing successful policies and measures under a national REDD+ strategy). A further six countries (Bhutan, Kenya, Malawi, Nepal, Peru and the Philippines) have finalized corruption risk assessments.
- Twelve countries (Argentina, Cambodia, Chile, Costa Rica, Côte d'Ivoire, DRC, Ecuador, Kenya, Nepal, Peru, Sri Lanka and Viet Nam) advanced the design and governance of their national REDD+ fund management systems towards robust and credible fiduciary arrangements.
- Key legal considerations related to readiness and implementation of REDD+ have been analyzed in the 400-member online discussion group on legal preparedness for REDD+ since its launch in February 2015<sup>21</sup>.



*Highlights of country achievements through UN-REDD Programme support in 2015 include the following:*

- **Costa Rica** completed an analysis of the institutional framework necessary to implement the national REDD+ strategy.
- **Zambia** passed the Forest Act of 2015, which reinforces the REDD+ objectives as well as the 2014 Forest Policy. For the first time in Zambia, carbon is legally recognized as a forest product in the Forest Act of 2015.
- **Kenya** has integrated REDD+ considerations into the national climate finance policy and the draft climate change policy and bill, and has drafted provisions for other prioritized bills and policies in consultation with relevant stakeholders. Kenya Forest Services adopted a Code of Conduct to improve forest resource governance that is being rolled out at the county level as part of devolution. REDD+ has also been mainstreamed into the Climate Finance Policy. Also, a multi-stakeholder taskforce on anti-corruption was established and subsequently reviewed the Kenya Forest Service Code of Conduct. It is the first time such a review has been conducted by stakeholders outside the Forest Service.
- **Côte d'Ivoire** completed an analysis of its REDD+ legal and institutional framework, resulting in a roadmap of actions to be undertaken to strengthen the REDD+ process.
- **Peru** built capacity to implement the Forest and Wildlife Law in indigenous and farming communities.
- **Indonesia, Nigeria and Viet Nam** completed different steps of their Participatory Governance Assessments (PGAs)<sup>22</sup> – establishing multi-stakeholder platforms to arrive at relevant and realistic measures to improve forest and REDD+ governance, feeding into the broader REDD+ process.
- **Ghana, Guatemala and Honduras** enhanced the collaboration and synergies between REDD+ and Forest Law Enforcement, Governance and Trade/Volunteer Partnership Agreement (FLEGT/VPA) processes, for example Ghana's inclusion of National REDD+ Technical Working Group members and the Multi-Stakeholder Implementation Committee (M-SIC) of the FLEGT/VPA.
- **Bangladesh, Bhutan and Malawi** completed assessments of corruption risks related to REDD+ governance and implementation.

## Tenure and REDD+

Tenure security is often an important enabling condition for REDD+ and the provision of clear and secure tenure rights over forests provides motivation to sustainably manage forest resources, thus contributing to the goal of reducing carbon emissions. Likewise, clarifying tenure rights strengthens accountability. By identifying who owns, manages and uses forests, more effective engagement on the ground in activities to address deforestation and forest degradation can be achieved. While not a requirement, the Cancun Agreements request developing country parties to address land tenure when developing and implementing their national strategies<sup>23</sup>. Following the acknowledgement by many countries of the importance of tenure in the context of REDD+, the UN-REDD Programme has been providing support to many of these countries, based on the specific situation in each country and

through the application of the *Voluntary Guidelines on the Responsible Governance of Tenure of Land, Fisheries and Forests in the Context of National Food Security* (VGGT). While tenure for REDD+ can form part of wider national tenure reforms, implementation of REDD+ activities may also require temporary tenure arrangements in the short-term, e.g. existing or adapted regulations and/or other secondary legal provision, which the Programme has supported.

Currently, the UN-REDD Programme is providing support on tenure to nine countries (**Benin, Lao People's Democratic Republic [PDR], Madagascar, Malawi, Pakistan, Sri Lanka, Tunisia, Viet Nam and Zambia**) to assess tenure regimes in the context of REDD+. This work aims to incentivize sustainable forest management strengthen accountability, and ensure that community livelihoods are not adversely affected by REDD+ implementation. Capacity for addressing tenure issues has also been supported together with awareness raising, trainings and South-South exchanges on tenure.

The critical link between tenure and REDD+ has also been highlighted through various forums that have heightened awareness and interest among partner countries and other stakeholders. The World Bank Land and Poverty Conference (March 2015), and the World Forestry Congress (September 2015), UN-REDD Programme and VGGT newsletters, and the online discussion group on Legal Preparedness for REDD+ are among the forums used for dissemination<sup>24</sup>.

*In 2015, highlights of country achievements through UN-REDD Programme support include:*

- **Benin, Madagascar and Tunisia** analyzed tenure issues related to REDD+ and have proposed recommendations to strengthen tenure rights in relevant policies/ legislation and in REDD+ priority areas. Madagascar developed a detailed roadmap for improvements and investments in the land sector.
- **Tunisia** inventoried forest land titles in its archives to obtain a more accurate estimate of forest and pastoral land tenure throughout the country.
- Lessons learned and best practices to address REDD+ and tenure issues in the region were reviewed by **Zambia, Madagascar, Malawi, Kenya and Zimbabwe** through a south-south exchange organized in Zambia (November 2015).

## Capacity development, knowledge management and communications support

Intertwined with the technical areas, knowledge management and communications support has played a critical role in the delivery to and uptake of knowledge by Partner Countries for them to advance towards meeting UNFCCC requirements, including the Warsaw Framework for REDD+. This has become particularly important as many Partner Countries have begun to realize REDD+ readiness and transition to implementation, while a continuing flow of new Partner Countries begin on their paths towards REDD+, which generates both expanded knowledge needs and resources. The UN-REDD Programme

has together with its Partner Countries delivered more than 100 knowledge exchanges, made available more than 400 **knowledge documents**, trained cumulatively more than 2,000 REDD+ practitioners through its REDD+ Academy initiative from its launch and in person<sup>25</sup> technical trainings, and has provided its Partner Countries and the wider global REDD+ community with a comprehensive online global REDD+ community and knowledge hub – the **UN-REDD Programme Online Collaborative Workspace**. The increase in users accessing REDD+ knowledge through the Workspace was due to the launch of the new platform in 2015. (Box 8). Identification, capturing and sharing lessons learned to facilitate South-South knowledge sharing among REDD+ developing countries and advance REDD+ capacities were further strengthened across the UN-REDD Programme.

*Highlights of 2015 UN-REDD Programme communications, capacity building and knowledge management support include:*

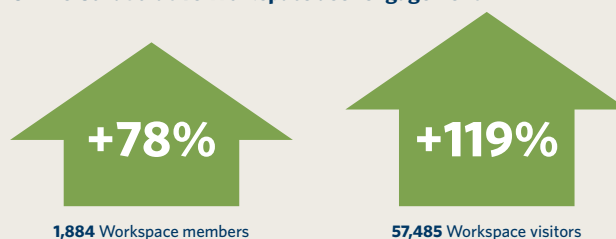
- Stakeholders from 43 countries participated in 50 **knowledge exchanges** and capacity building events that took place. More than 100 knowledge products were made available to all Partner Countries and tailored to countries' needs.
- More than 2,000 people increased their knowledge on UNFCCC requirements through participation in UN-REDD Programme **REDD+ Academy** sessions. This included the hosting of two regional-level REDD+ Academies in Africa and Latin America/Caribbean; the organization of national Academies in Bhutan, Myanmar and Viet Nam; and the development of a new free **online e-learning version of the REDD+ Academy** course.
- A global knowledge exchange was held in Costa Rica (Box 9).

## Knowledge tools and resources and events

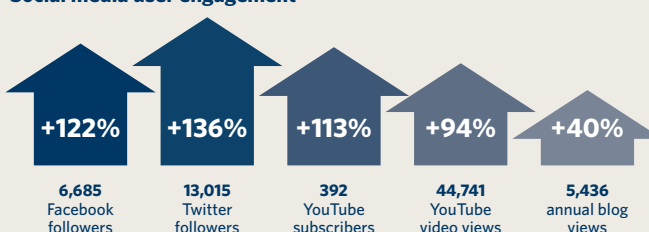
A sample of tools and resources developed in 2015 are listed in **Section C**. A full list of knowledge management information materials, including REDD+ Academy learning journals, is available [here](#) and of events [here](#).<sup>26</sup>

### Box 8. UN-REDD Programme online knowledge supports thousands more in 2015 as compared to 2014.

#### Online Collaborative Workspace user engagement



#### Social media user engagement



### Box 9. In focus: 2015 Global Joint FCPC / UN-REDD Programme REDD+ Knowledge Exchange Day

This event brought together 140 REDD+ practitioners from more than 30 countries, including representatives of developing countries, indigenous peoples, civil society organizations, World Bank agencies, UN agencies and donor countries. The country-led event facilitated South-South knowledge exchanges on topics aligned with countries' knowledge needs – forest reference levels; social inclusion in REDD+; private sector engagement; REDD+ and Intended Nationally Determined Contributions (INDCs); REDD+ policies and measures; indigenous peoples' achievements in measuring carbon stocks in their territories; developing a safeguards information system and country approach to safeguards; and monitoring, reporting and verification. Participants noted the value of “learning first-hand country experiences and practices through an open, transparent and realistic information sharing model”; “getting to know how different countries on different continents are approaching REDD+ activities, and understanding how these different approaches are an opportunity for countries in early stages of REDD+ strategy development to choose an integrated and effective path”; “the inclusion of indigenous

peoples perspectives and experiences”; and “sharing experiences and collaborating where synergies exist among countries”.



Jorge Morfin, Mexico, speaks alongside Carolina Rosero, Ecuador, and Diana Vargas, Colombia, on 'Progress and challenges on forest reference levels for UNFCCC' at the 2015 Global Joint FCPF/UN-REDD Programme Knowledge Exchange Day. Photo by Pablo Cambronero/UN-REDD Programme.

This section presents key results and progress by countries achieved through the support from the UN-REDD Programme. The country snapshots capture the status of support, summarize progress against the Warsaw Framework – focusing on 2015 achievements, identify unique challenges encountered and solutions implemented, and give the cumulative financial support for each country. For some countries the achievements are attributed to the National Programmes, in other cases to targeted support, Country Needs Assessments (CNAs) and Community Based REDD+ (CBR+) or a combination of these complementary support mechanisms offered by the UN-REDD Programme to best match the specific REDD+ needs of the country.<sup>27</sup>

The UN-REDD Programme's technical expertise has supported countries – in-country, regionally and remotely – to advance REDD+ and has provided the means to establish and operationalize REDD+ within each countries' own context. There has been an increasing focus on the facilitation of south-south learning events through which participating countries have exchanged experiences and develop a community of practice around REDD+.

In addition, knowledge management and communication support has been provided to a range of Partner Countries. Capacity building in basic design and implementation elements of REDD+ has also been demonstrated through the REDD+ Academies in countries and at regional and global level.

In line with the UN-REDD Programme's partnership approach, the collaboration with other initiatives, bilateral and multi-lateral

support, nationally or globally (e.g. FCPF, GEF, Forest Investment Program [FIP] and FLEGT), has jointly assisted some of the countries to achieve the results herewith presented.

For countries with an *active National Programme*, the country snapshot includes an illustration of the estimated progress against the Warsaw Framework pillars, based on joint assessments between the UN-REDD Programme and these partner countries, as well as some insights on challenges encountered and solutions scoped. (Section 2 above provides background on the methodology applied). Financial performance figures show expenditures as of December 2015 and planned expenditures for 2016, as well as the total approved budget. Results of targeted support in individual countries in 2015 is summarized in the country snapshots below and in the detailed Annex 14.

Records from the Global Forest Resources Assessments (FRA)<sup>28</sup> provide a snapshot of the country's forestry trend<sup>29</sup>.

These symbols show the overall support provided to each country. In comparison, the text highlights the results in 2015, mainly.



## 3.1 ARGENTINA

NP TS

### Progress against the Warsaw Framework for REDD+

*Initial targeted support assisted the country to strengthen national capacities for forest monitoring and incorporate environmental and social safeguards for REDD+ which was, followed by the country's successful preparation of its National Programme, approved in 2014.*

#### National REDD+ Strategy/Action Plan

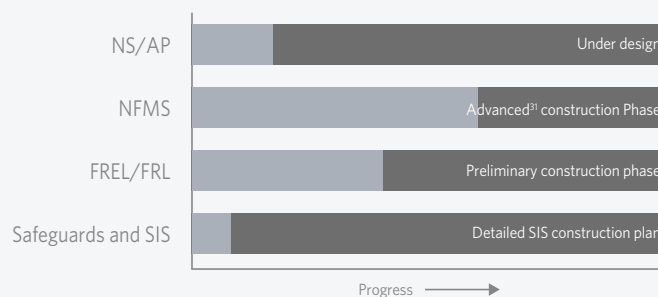
Progress was made in the development of specific technical assessments to identify and analyze priority REDD+ actions in Argentina and for designing the National REDD+ Strategy/Action Plan implementation framework. These technical assessments include: 1) Opportunity costs related to the implementation of REDD+ in Argentina; 2) Legal and institutional aspects for REDD+ financing; 3) The design of a financial structure for REDD+; and 4) Private sector involvement in forest conservation and REDD+. Additionally, Argentina has made progress in the development of a roadmap for integrating gender into National Programme and developed a preliminary plan for multi-stakeholder involvement and participation.

#### National Forest Monitoring System (NFMS)

Through complementary NP and targeted support activities,

Argentina's **NFMS web dissemination platform** was officially launched by the Ministry of Environment and Sustainable Development. The platform includes information on forest maps, social issues, environmental safeguards and a register of REDD+ activities in the country. Capacities to administer and maintain the platform have also been strengthened within the MADS and in selected pools of the Ministry of Agriculture and Universities.

### Progress against the Warsaw Framework<sup>30</sup>



Data Source: NP Annual Report – Joint Assessment



The platform will be used as a tool for transparency and public information in meeting the legal requirements and for feedback from different actors. Argentina already has a satellite monitoring system in place (1998), has completed its first national forest inventory (2005) and has submitted a GHG inventory to the UNFCCC at the end of 2015. Work is currently underway in designing the second national forest inventory for the country as well as its Biennial Update Report (BUR) to the UNFCCC.

### Forest Reference Emission Level / Forest Reference Level (FREL/FRL)

The NP has helped identify the required background information and data required for the construction of the FREL/FRL as well as supported the establishment of a technical working group tasked with constructing the FREL/FRL. Additionally, a training was held where 23 experts (13 women and 10 men) were trained on the technical requirements and steps for the submission of the FREL/FRL to the UNFCCC. Through this process a roadmap for the development of the FREL/FRL for national and sub-national levels was completed. Lastly, the REDD+ Readiness Unit (UOP) supported the development of a preliminary reference level for the Misiones province which was undertaken as a methodological exercise.

### Safeguards and Safeguards Information System (SIS)

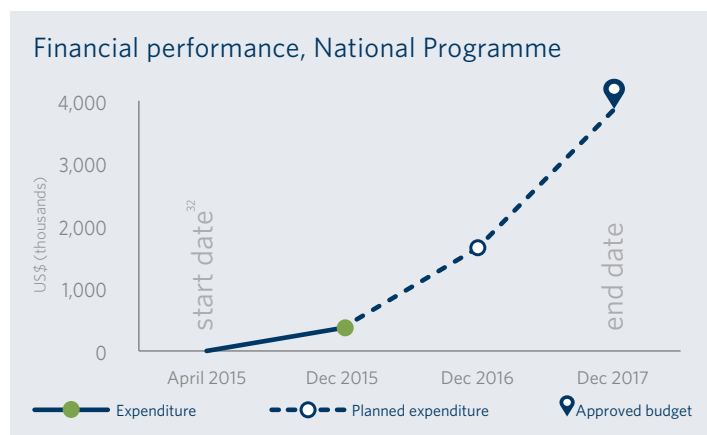
Through the NP, Argentina is establishing a Safeguards Working Group (SWG) consisting of key actors and specialists in

environmental law, conservation and biodiversity and indigenous people's rights. The SWG aims to promote transparency and anti-corruption in the forestry sector and also strengthen the governance and participation processes. It was agreed that baseline studies on the legal requirements and institutional gaps to addressing and respecting the REDD+ safeguards were to be undertaken. Initial targeted support has also assisted to ensure that both environmental and social safeguards for REDD+ Programme are incorporated, through a review of the UN-REDD Programme and FCPF approaches.

### Challenges and Solutions

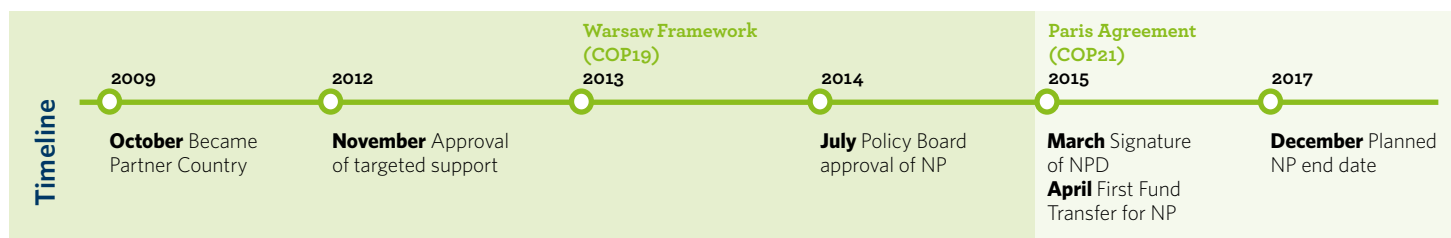
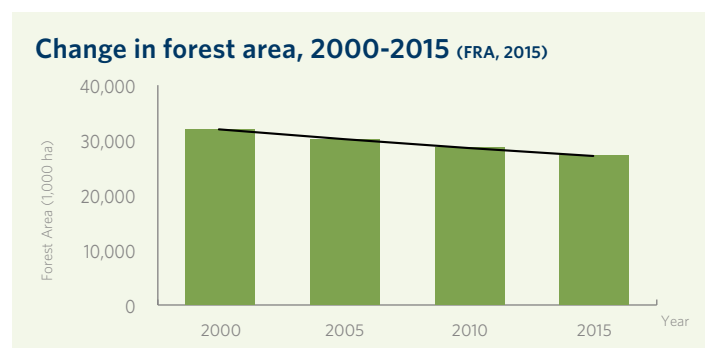
The general election held in Argentina in October 2015 resulted in a change of government. This change impacted the implementation and progress of the NP due to the challenges associated with transitions of authority, redefining goals, new organizational charts and variations in administrative and management processes. Additionally, due to a limited number of UOP technical staff, delays were experienced in contracting of entities for the studies on legal requirements and institutional gaps to addressing and respecting the REDD+ safeguards in Argentina. Recruitment will re-commence in 2016.

In addressing these challenges, the UOP has conducted a management performance evaluation for the first 8 months of implementation resulting in a proposal of adjustments to strengthen the administrative and management processes. Roles and responsibilities have also been clarified and a Program Operating Manual is planned for the NP management with linkages to other sources like the FCPF for consistency and coordination purposes.



#### Argentina

Total budget, National Programme	US\$ 3,842,370
Total budget, targeted support <sup>33</sup>	US\$ 191,512
Total UN-REDD financial support	US\$ 4,033,882



## 3.2 BANGLADESH

NP TS

### Progress against the Warsaw Framework for REDD+

Prior to the country's successful preparation of its NP, approved in 2014, initial targeted support assisted the country in implementing its REDD+ Readiness Roadmap by addressing corruption risks and building capacity on social impacts; to develop the MRV Action Plan and strengthening national REDD+ readiness. Additional targeted support is complementing the NP on capacity building of the GHG inventory and related institutional arrangements. Two USAID-funded projects, on NFI development and capacity building for the Ministry of Environment and Forests, are currently being implemented by FAO and contribute to the development of the NFMS. The NP was designed specifically to coordinate with these initiatives.

### National REDD+ Strategy/Action Plan

In 2015, a REDD+ Integrity Study was completed, linking the NP and existing Climate Fund Management arrangements, outlining lessons learned and best practices on issues of transparency, representation, oversight, conflict of interest, complaints and redress, alignment across sectoral institutions and performance monitoring and evaluation.

### National Forest Monitoring System (NFMS)

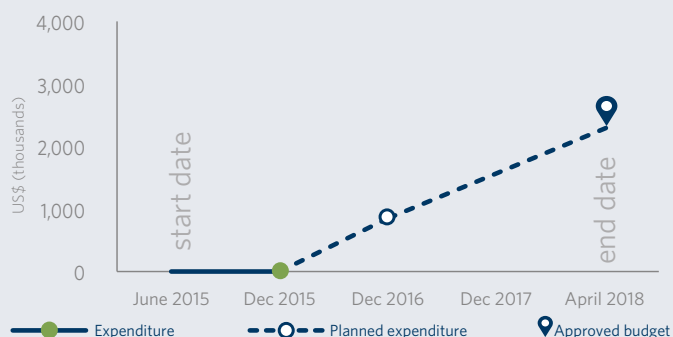
In 2015 targeted support facilitated the implementation of the MRV action plan. National consultation was held on Land Cover classification system and a strategy to integrate forest and land cover mapping activities was initiated. Institutional arrangements for the GHG National Inventory System are in place, data collection for GHG Inventory commenced and capacity for GHG inventory for the land use, land-use change and forestry (LULUCF)

sector was strengthened through trainings. Training on the [Open Foris Collect Earth](#) tool was held and NFI data was analyzed and models for forest and land cover change were prepared.

### Challenges and Solutions

The Government of Bangladesh requires a Technical Project Proposal (TPP) for each development assistance stream in order to incorporate the external initiative into the national planning process. As such, the NP has experienced significant delays in implementation and activities will commence on approval of the TPP in 2016. As a result of the above, the PMU staff recruitment process was delayed. In addressing the above, all parties (UN-REDD, the Forestry Department, the Ministry of Environment and Forestry (MoEF) and Planning Commission) are in close liaison with each other to ensure timely review and approval of the TPP document. The PMU Manager took up the position in November 2015, as the first staff member.

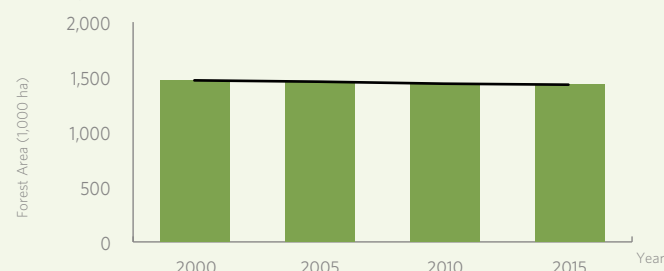
### Financial performance, National Programme



### Bangladesh

Total budget, National Programme	US\$ 2,300,500
Total budget, targeted support	US\$ 357,000
Total UN-REDD financial support	US\$ 2,657,500

### Change in forest area, 2000-2015 (FRA, 2015)



### Timeline



### 3.3 BENIN

TS CNA

#### Progress against the Warsaw Framework for REDD+ National REDD+ Strategy/Action Plan

Targeted support is being provided to enhance the knowledge of the tenure situation for guiding the national REDD+ strategy development<sup>34</sup> and to support revision of the Forest Code via a participatory process<sup>35</sup>.

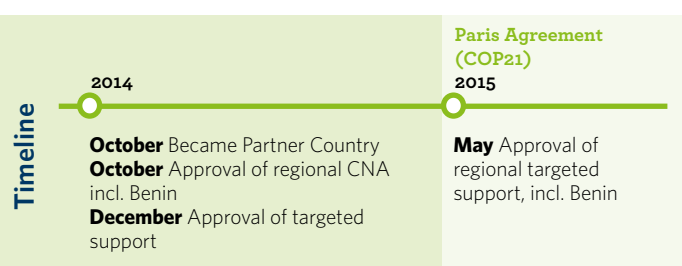
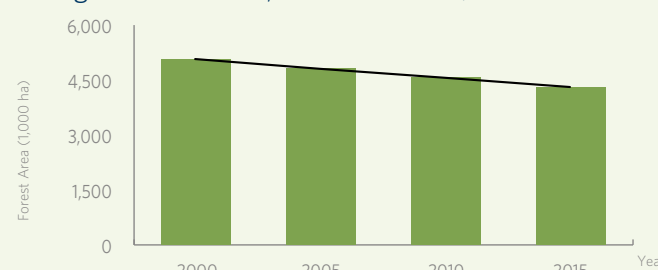
#### National Forest Monitoring System (NFMS)

The country is also supported through regional targeted support, assisting 13 countries in West Africa on national forest carbon inventories and is benefiting from a regional needs assessment on data for forest monitoring and MRV. (Section 3.49).

#### Benin

Total budget, targeted support	US\$ 79,500 (+ part of regional targeted support, approved in 2015, for West Africa)
Total budget, CNA	(Part of regional needs assessment in West Africa)
Total UN-REDD financial support	US\$ 79,500 (+)

Change in forest area, 2000-2015 (FRA, 2015)



### 3.4 BHUTAN

TS

#### Progress against the Warsaw Framework for REDD+

Following country requests in 2012 - 2015, targeted support has assisted Bhutan in REDD+ readiness development, on MRV&M including the NFMS action plan and related capacity building; stakeholder engagement, National REDD+ Strategy development including benefit distribution systems and anti-corruption measures, on safeguards and multiple benefits and PLR analysis. The FCPF supported work stream, which started after mid-2015, is likely to build on the momentum gained through the country progress described below.

#### National REDD+ Strategy/Action Plan

Initial targeted support led to the country's finalization of its National REDD+ Readiness Roadmap with completed NFMS and RELs, including capacity gap assessment. A REDD+ Corruption Risk Assessment (CRA) has been finalized and benefit distribution options assessed including potential to design a REDD+ compliant benefit distribution system with co-financing from the Poverty-Environment Initiative. Stakeholder Engagement and Consultation Guidelines for REDD+ in Bhutan have been completed. For the upcoming FCPF-funded national REDD+ strategy development process, the Government of Bhutan plans to replicate the consultation and participation process used to develop the guidelines and CRA report.

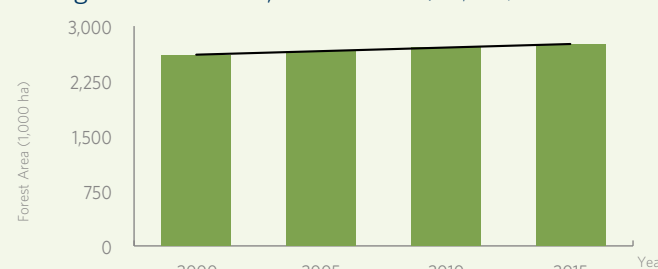
#### National Forest Monitoring System (NFMS)

Capacity has been built through training on national forest inventories, use of the database software Open Foris Collect tool, monitoring and MRV for REDD+ and NFMS to a broad range of national stakeholders. A NFMS action plan has been validated and, as mentioned, NFMS and FREL/FRL sections for the National REDD+ Readiness Roadmap have been finalized.

#### Bhutan

Total budget, targeted support	US\$ 448,250
--------------------------------	--------------

Change in forest area, 2000-2015 (FRA, 2015)





## Forest Reference Emission Level / Forest Reference Level (FREL/FRL)

Capacity on FREL/FRL construction has been enhanced through a capacity building workshop where a FREL/FRL action plan was drafted.

## Safeguards and Safeguards Information System (SIS)

The country initiated its REDD+ safeguards work which is expected to inform the governance aspects of the country's SIS. Recommendations are available on how the National REDD+

Strategy can address environmental risks and benefits associated with REDD+ (see report [here](#)). Capacity on safeguards has improved, benefits and risks of candidate policies and measures have been identified and existing PLRs analyzed. Overall, the established Technical Working Group on Safeguards has a solid understanding on the work that needs to be undertaken to establish a SIS and is guided in its work by a safeguards roadmap.

In addition, a National REDD+ Academy Event was held in 2015. (Information [here](#)).

# 3.5 THE PLURINATIONAL STATE OF BOLIVIA (BOLIVIA)


NP

## Progress against the Warsaw Framework for REDD+ National Forest Monitoring System (NFMS)

In order to contribute to climate change mitigation, Bolivia developed the Joint Mitigation and Adaptation Mechanism for the Sustainable Management of Forests and of Mother Earth (the "Joint Mechanism", JMA), in the framework of which the NP is being implemented. In 2015, the NP supported the JMA and its registry (project/initiatives' database, collection and subscription) related to integrated and sustainable management of forests with a focus on climate mitigation and adaptation. Additionally, support was provided on the completion and presentation of the conceptual framework and prototype of the NFMS, integrating the information coming from various forest information systems at state level and from civil society and identifying the technical stakeholders in charge of forest monitoring by law. Additionally, the NP contributed to the completion of the 2013 forest map

(which also serves as basis for the deforestation and degradation maps), worked with various stakeholders to agree upon the methodology for the land cover and land use map, supported the progress in the design of and arrangements for the web dissemination platform of the NFMS also analyzing technological, IT and human resources needs. The feasibility study for the national forest inventory is almost at completion, incorporating information from a national pilot scheme from the Department

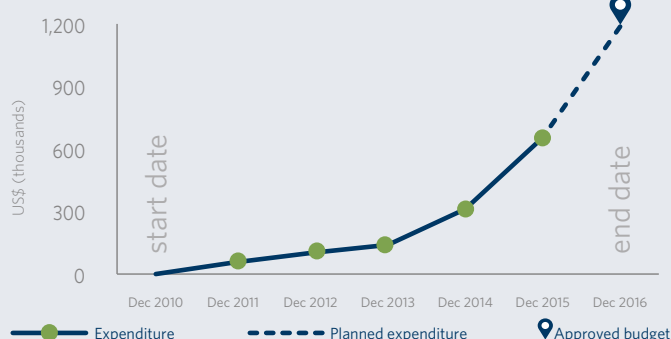
## Progress against the Warsaw Framework



In line with national policies and following the request from the Government of Bolivia, the UN-REDD Programme support is limited to NFMS.

Data Source: NP Annual Report – Joint Assessment

## Financial performance, National Programme

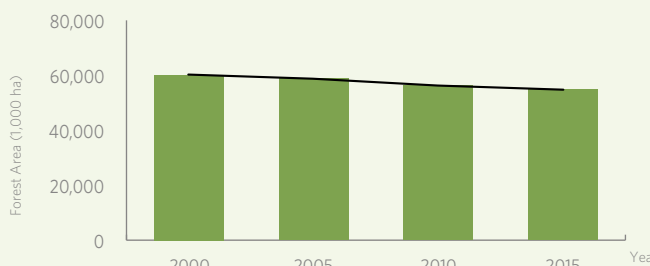


## Plurinational State of Bolivia (Bolivia)

Total budget, National Programme

US\$ 1,187,591

## Change in forest area, 2000-2015 (FRA, 2015)



## Timeline



of Pando, therefore advancing towards the finalization of the methodological proposal for the inventory.

## Challenges and Solutions

Changes in government political and technical focal points represented challenges for the smooth continuation of the activities and for the process of institutionalization of the NFMS. In addressing these challenges, and as a working approach since the beginning of the activities, the NP team established, and

made efforts to maintain and renovate communication channels with all implementation partners and stakeholders as integral part of the implementation team. Joint work plans were prepared and circulated for feedback so to better align to national priorities and to avoid duplication with other related initiatives. Besides the ongoing discussions, the NP will ensure that all the manuals, documentation and tools will be transferred to the institutions prior to the end of the activities.

## 3.6 CAMBODIA

NP TS CBR+

### Progress against the Warsaw Framework for REDD+

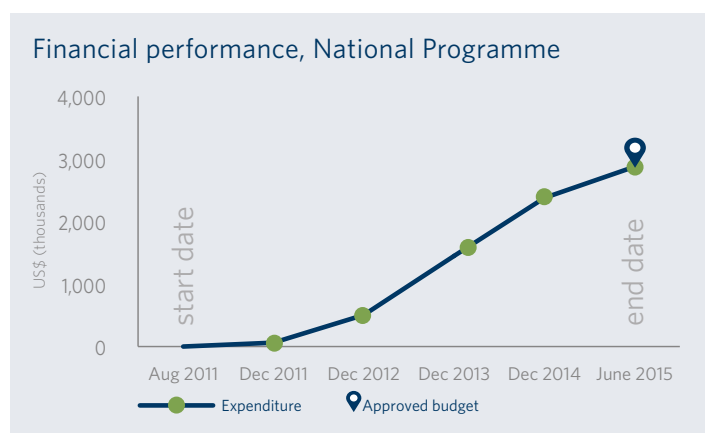
Since the country's successful preparation of its NP, approved in 2012, targeted support has responded to evolving support gaps in the country's REDD+ efforts. The country is also benefitting from the CBR+ initiative. The following achievements are from the targeted support and CBR+ initiative. Achievements as a result of the NP can be found in the NP Final Report ([here](#)).

### National REDD+ Strategy/Action Plan

Supplementary targeted support to the NP has supported the strengthening of the Community Networks (Forestry, Fisheries and Protected Area Networks and the Indigenous Peoples Network) to participate fully and effectively in the REDD+ efforts; and women effectively included into management of the REDD+ readiness process. In 2015, the National inter-ministerial Gender Group ensured strategic gender considerations were integrated into the draft National Strategy and undertook awareness raising activities, including workshops on gender and REDD+ for technical teams and the REDD+ Consultation Group and radio talk shows at "Women's Media Centre of Cambodia (WMC)".

### Forest Reference Emission Level / Forest Reference Level (FREL/FRL)

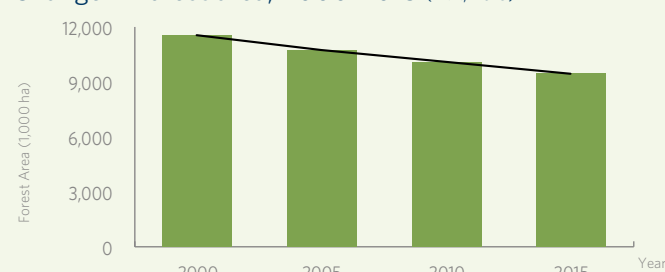
Targeted support is being provided on strengthening capacity for the development of the FREL/FRL and on a one-off regional event to facilitate dialogue and information exchange between Cambodia, Indonesia, Malaysia, Nepal and Viet Nam on FREL/FRL development as they begin to interact with UNFCCC. (Section 3.49).



#### Cambodia

Total budget, National Programme	US\$ 3,001,350
Total budget, targeted support	US\$ 200,000 (including request for US\$ 125,000, approved in 2015, which also benefited Indonesia, Malaysia, Nepal and Viet Nam)
Committed CBR+ grant amount	US\$ 400,000 (+100,000 from matching GEF SGP co-financing)
Total UN-REDD financial support	US\$ 3,601,350

### Change in forest area, 2000-2015 (FRA, 2015)



## CBR+

In addition, following the approval by Cambodia's National Steering Committee for CBR+, 13 projects are starting up aiming at strengthening community forest management committees, conserving and restoring community forests, supporting communities to secure title to forests they manage, and promoting sustainable livelihoods to reduce deforestation. Of the grants committed to date, 18% have been allocated directly

to indigenous organization, and two additional grants to NGOs that directly support indigenous peoples. So far 90 communities and local NGOs have received training on REDD+ and/or project design and management, and the CBR+ grantees continue to receive technical support from the SGP Cambodia Country Team. Lessons learned from CBR+ projects will inform the development of a national REDD+ action plan.

## 3.7 CAMEROON

TS

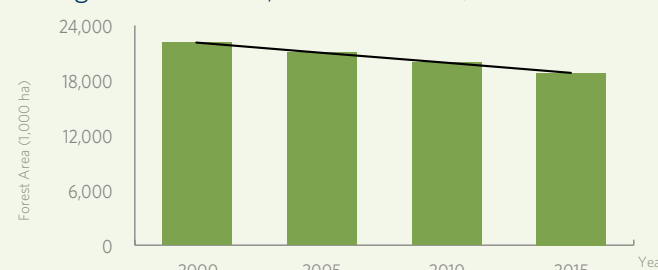
### Support to collaboration on governance with related initiatives

**Governance** (cross-cutting issue, Warsaw Framework pillars) Targeted support has been provided on stakeholder participation in forest governance and has resulted in the establishment of a joint multi-stakeholder REDD+/FLEGT platform. Linkages between REDD+ and FLEGT processes were strengthened through, for example, a national workshop on FLEGT-Voluntary Partnership Agreement / REDD+ mechanisms, exchange



meetings and regular information bulletins. (Implementation completed).

Change in forest area, 2000-2015 (FRA, 2015)



#### Cameroon

Total budget, targeted support US\$ 35,800

## 3.8 CHAD

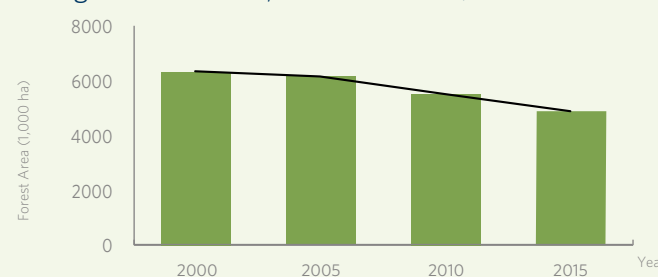
TS

### Support under the Warsaw Framework for REDD+ Safeguards and SIS

Targeted support was approved for the development of a national approach to safeguards and to improve understanding of the risks and benefits associated with REDD+. (In preparation phase).



Change in forest area, 2000-2015 (FRA, 2015)



#### Chad

Total budget, targeted support US\$ 60,000 (approved in 2015)



## 3.9 CHILE

TS

### Support under the Warsaw Framework for REDD+

Chile has benefitted from targeted support and its National Programme was provisionally approved in 2015.

#### National REDD+ Strategy/Action Plan

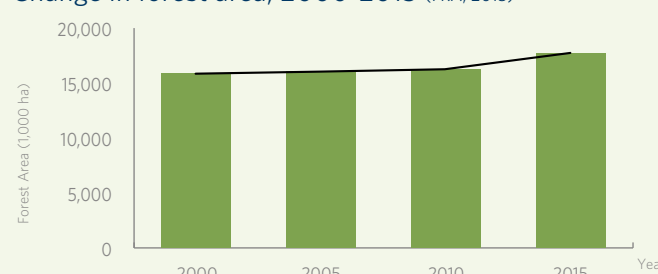
Targeted support is being provided to the National Forest Corporation (Corporación Nacional Forestal – CONAF) on the design and pilot implementation of a nationally replicable Environmental Forest Fund, thus allowing testing in practice a scheme payment for environmental services to smallholders. This Environmental Forest Fund will be a central financial mechanism for the implementation of the REDD+ National Strategy (*Estrategia nacional de cambio climático y recursos vegetacionales*) and to contribute to reduce forest degradation in the country. It integrates gender considerations from the

onset, including within its monitoring process and performance indicators.

#### Forest Reference Emission Level / Forest Reference Level (FREL/FRL)

Support was provided to the National Forest Corporation on the process of preparation of the country's submission of FREL/FRL to the UNFCCC.


Change in forest area, 2000-2015 (FRA, 2015)



#### Chile

Total budget, targeted support

US\$ 560,000



## 3.10 COLOMBIA

NP

TS

CNA

### Progress against the Warsaw Framework for REDD+

During Colombia's preparation of its National Programme, targeted support facilitated stakeholder involvement in the updating of the REDD+ readiness preparation proposal. Colombia has also participated in the regional needs assessment on NFMS in Mesoamerica. Furthermore, the National Programme is focused to support the accomplishment of the commitments established in the MoU signed with the Government of Norway, as well as the enhancement of complementarity with other initiatives as FCPF and the German Society for International Cooperation (GIZ) Programme on Forest and Climate.


#### National REDD+ Strategy/Action Plan

In 2015, the NP provided support to the Ministry of Environment and Sustainable Development (MADS) for the construction of its National REDD+ strategy. Progress was made in the stakeholder involvement and participation process with a reactivation of spaces for dialogue between civil society actors, indigenous peoples and Afro-descendants and institutions leading the formulation of the National REDD+ Strategy. Additionally, conceptual and methodological contributions were made related to the NFMS, the strengthening of the Forest and Carbon Monitoring System, the conceptualization and initial design of MRV for the Forest and Carbon Monitoring System and the analysis of the drivers of deforestation, with a particular focus

on the Amazon and Pacific regions, and a construction plan for the development of a National Safeguards System (NSS) and the Safeguards Information System (SIS) which form an integral part of the National REDD+ strategy. Lastly, the NP supported the generation of a baseline to be used in the Cost Benefit Analysis of REDD+ in Colombia.

#### National Forest Monitoring System (NFMS)

Colombia developed and implemented a NFMS in 2012, which has become an essential tool for managing forests in the country and for the engagement of the Country in results base payment agreements. In 2015, progress has been made on the



Choachi, Colombia. Photo by Pedro Szekely (Flickr, Creative Commons).

development of national protocols for monitoring forest national degradation, the improvement of the automated process to compute information to generate early warning on deforestation and the implementation of the first National Forest Inventory (NFI) which will enable the updating of the estimating forest and other vegetation carbon stock in the near future. Finally, close collaboration with the “Third National Communication on GHG Project” (GEF – PNUD) has been ensured through the support of the consolidation of QA/QC Process for agriculture, forestry, and other land use sector. (See section 3.49 for the needs assessment on NFMS in Mesoamerica, including Colombia).

### Forest Reference Emission Level / Forest Reference Level (FREL/FRL)

Colombia submitted a proposed FREL for the Amazon region to the UNFCCC in 2015. A technical evaluation of the FREL carried out by the UNFCCC noted that the data and information used in building the FREL were clear, complete and followed the guidelines of the convention. Following this positive evaluation and with support from the NP work for the construction of a national FREL, as agree in the MoU with de the Government of Norway, commenced with the definition of road map by the government.

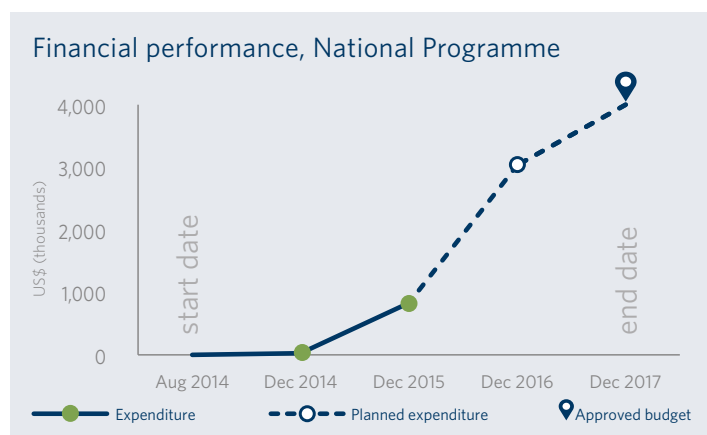
### Safeguards and Safeguards Information System (SIS)

In 2015, an interagency working group was established by the MADS focusing on building the national focus on safeguards. The

working group has established a roadmap for the construction of the SIS, with the goal of presenting a first summary of information on safeguards to the UNFCCC in early 2017.

### Challenges and Solutions

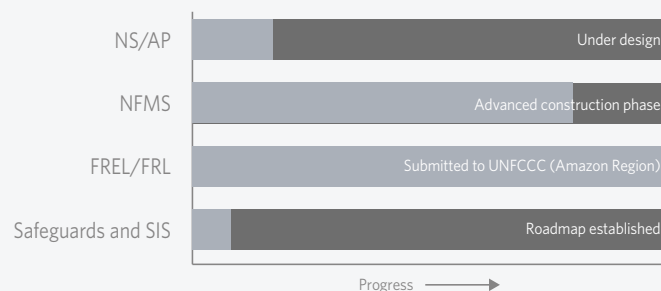
NP implementation in 2015 faced challenges relating to the coordination of its activities with other donors and institutions that finance the construction of the National REDD+ Strategy. This challenge originates from the fact that coordination is done from the national level while implementation occurs at the subnational level. In addressing this, meetings with the national government and donors (GIZ, FCPF, FAA, Project GEF heart of Amazon and Vision Amazon) were organized to coordinate actions on issues such as stakeholder engagement, communications, community monitoring, Monitoring, Reporting and Verification (MRV) and safeguards. Lastly, a key challenge faced was the creation of a permanent coordination mechanism with the implementing partners that clearly defined the roles and responsibilities of the technical team in the agencies and the National Government. Examples of this coordination mechanism include monthly follow-up meetings with the technical teams and meetings on joint assessments and planning.



#### Colombia

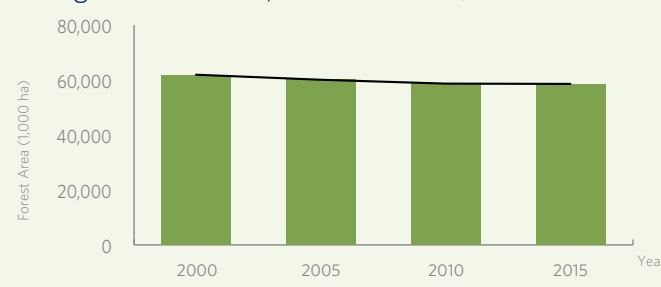
Total budget, National Programme	US\$ 4,000,000
Total budget, targeted support	US\$ 50,000
Total budget, CNA for Mesoamerica	(Part of regional CNA in Mesoamerica)
Total UN-REDD financial support	US\$ 4,050,000 (+)

### Progress against the Warsaw Framework



Data Source: NP Annual Report – Joint Assessment

### Change in forest area, 2000-2015 (FRA, 2015)



## 3.11 COSTA RICA

TS

### Progress against the Warsaw Framework for REDD+

Targeted support has been provided for the development and implementation of a SIS, integrating the social and environmental principles and criteria in the REDD+ strategy. Ongoing support is provided to NFMS; private sector engagement with the main drivers sector; institutional arrangements for the REDD+ strategy and to systematize indigenous and campesino consultations for REDD+. Costa Rica is also supported by the FCPF in their REDD+ readiness process. The country expects to negotiate an Emission Reductions Payment Agreement (ERPA) during the first quarter of 2016. Costa Rica has also participated in the regional needs assessment on NFMS in Mesoamerica.

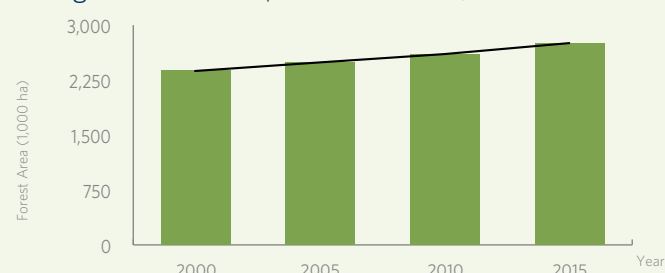
### National REDD+ Strategy/Action Plan

In 2015, a first draft of national REDD+ Strategy and ERPA negotiation was supported through technical inputs and capacity strengthening to the National Forest Financing Fund (FONAFIFO).

#### Costa Rica

Total budget, targeted support	US\$ 1,002,383
--------------------------------	----------------

Change in forest area, 2000-2015 (FRA, 2015)



Secretariat. The identification and cost analysis of PAMs has been initiated as part of the process for the ERPD / National REDD+ Strategy. The private sector involvement in REDD+, through dialogues with key private sectors stakeholders from both productive and financial sectors, has been assisted and Costa Rica's private investment opportunities for REDD+ related activities launched. A long term financial strategy development for REDD+ implementation has been launched.

### National Forest Monitoring System (NFMS)

Support to NFMS is in preparation phase with FONAFIFO. (See section 3.49 for the needs assessment on NFMS in Mesoamerica, including Costa Rica).

### Forest Reference Emission Level / Forest Reference Level (FREL/FRL)

In 2015 Costa Rica submitted the first version of the Emission Reduction Program Document (ERPD). The UN-REDD programme supported the country to ensuring consistency between the reference level selected for the ERPD and the FREL/ FRL, which was in preparation to be submitted to the UNFCCC in early January 2016. As part of this work Costa Rica started to harmonize these processes. Technical support will continue in 2016 until the evaluation phase conclude for both processes.

### Safeguards and Safeguards Information System (SIS)

In mid-2015, FONAFIFO released the final reports on safeguards, supported under the initial target support: 1. Design of a SIS for REDD+ country safeguards. Regulations, institutional arrangements, information and indicators (in Spanish); and 2. Design of a SIS for the Cancun Safeguards to be applied to REDD+ PAMs in Costa Rica (in Spanish).

#### Timeline



## 3.12 CÔTE D'IVOIRE

NP TS CNA

### Progress against the Warsaw Framework for REDD+

Initial targeted support assisted the country in preparing the R-PP, endorsed by FCPF and the UN-REDD Programme, leading up to the country's successful preparation of its National Programme, approved in 2014. Complementary targeted support has been provided on remote sensing and GHG inventory; legal framework for REDD+ implementation; strengthening stakeholder engagement including private sector, feasibility study of a national system of Payments for Environmental Services (PES). The country is also supported through regional targeted support in West Africa on national forest carbon inventories, as well as participating in the regional needs assessment for West Africa. (Section 3.49).

### National REDD+ Strategy/Action Plan

In 2015, coordination of REDD+ activities and stakeholder engagement has been strengthened with the establishment and operationalization of the national steering committee, technical and administrative support to the Permanent Executive Secretariat for REDD+ (SEP-REDD), the establishment of an interdepartmental taskforce coordinating activities for the development of the National REDD+ Strategy and the establishment of the FLEGT/REDD+ civil society platform (Ivorian Observatory for Sustainable Management of Natural Resources – OIREN).



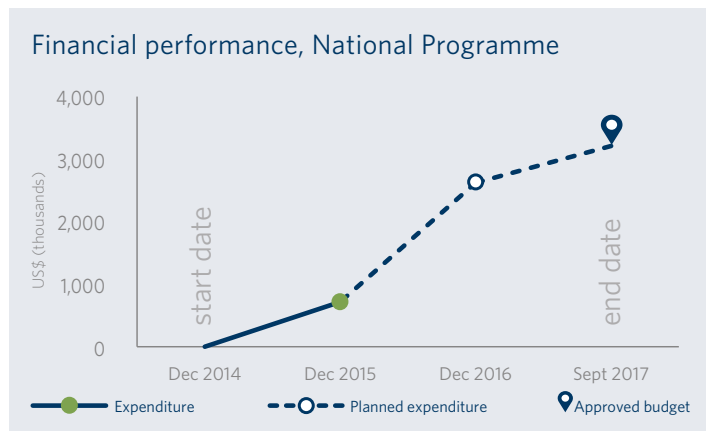


Cocoa beans in pod, Banco Forest in Abidjan, Cote d'Ivoire. SEP-REDD, 2016.

In developing the National Strategy, a study on the drivers of deforestation and forest degradation was initiated in 2015. The results of the study will enhance the content of the national strategy being consolidated by the thematic groups (formed by representatives of all stakeholders). Additionally, a note of "Agriculture Zero Deforestation" orientation has been prepared and submitted by the Côte d'Ivoire during the COP21. Support to legal and institutional analyses have identified areas and actions needed to establish a legal framework for REDD+ and an amended version of the Decree establishing the REDD+ National Commission has been drafted to clarify and strengthen roles and responsibilities. Furthermore, a study on developing a system for payments for environmental services (PES) is underway to identify its potential for deployment at national level, in order to allow the implementation of the national strategy. A draft practical guide for PES implementation was prepared in partnership with the European Forest Institute (EFI).

### National Forest Monitoring System (NFMS)

Capacities of institutions in developing GHG inventories were strengthened as well as the use of allometric equations for



### Cote d'Ivoire

Total budget, National Programme	US\$ 3,210,000
Total budget, targeted support	US\$ 525,000 (+ part of regional targeted support approved in 2015 for West Africa).
Total budget, CNA	(Part of regional needs assessment in West Africa)
Total UN-REDD financial support	US\$ 3,735,000 (+)

calculating carbon storage and conversion factors. Capacity on *Land Cover Classification systems* (LCCS) was also enhanced through training, which provided participants with the practical skills for development of harmonized land use/land cover classification system and led to a number of recommendations, including the production of a land use/land cover classification key and establishment of a Technical Work Group. The reporting year also saw the much needed design of data sharing protocols required between institutions in order to support the design and functionality of the NFMS, as well as the FREL/FRL development. Additionally, the National Bureau of Technical Studies and Development commenced an assessment of forest cover change for the periods 1990 - 2000 - 2013, corresponding to the analysis of the drivers of deforestation and forest degradation.

### Forest Reference Emission Level / Forest Reference Level (FREL/FRL)

During 2015, the Programme continued to support the strengthening of national capacities in the preparation of a FREL/FRL. Training on the FREL/FRL concept were carried to the attention of national experts.

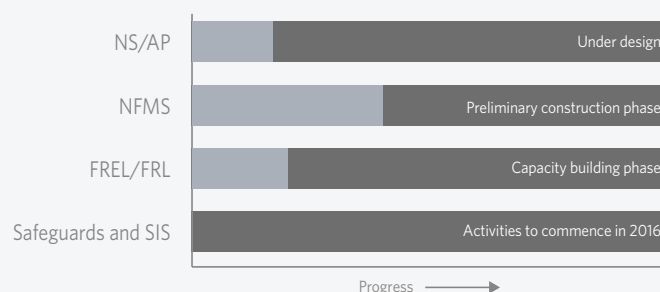
### Safeguards and Safeguards Information System (SIS)

Activities relating to safeguards and the SIS will commence in 2016.

### Challenges and Solutions

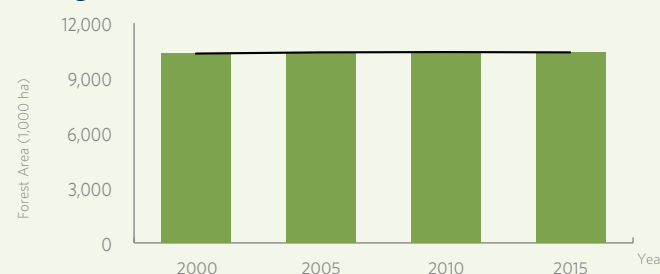
The country has evolved quickly with a number of initiatives supporting various REDD+ activities, thus coordination with those initiatives has been of high priority to ensure, for example, sound prioritization and sequencing of activities. During 2015, the NP experienced challenges associated with the delays in

### Progress against the Warsaw Framework



Data Source: NP Annual Report – Joint Assessment

### Change in forest area, 2000-2015 (FRA, 2015)



the recruitment of the Chief Technical Adviser (CTA) and due to limited technical and human resources. In addressing these delays the Government of Côte d'Ivoire has provided additional resources to the SEP-REDD team to address the capacity gaps. Activities planned for 2015 were reviewed during the year and

the work plan adjusted accordingly. Additional contractual arrangements have been explored resulting in some consultants being recruited directly by SEP-REDD.



### 3.13 DEMOCRATIC REPUBLIC OF THE CONGO

NP TS CBR+

#### Progress against the Warsaw Framework for REDD+

*Building on DRC's results under the National Programme (completed in 2013) and ongoing Tier 2 activities, targeted support has been provided to the country on meeting specific support gaps in 2012-2015. Lately DRC was supported on SIS and a presentation of the country approach to safeguards at COP21, and on the submission to the UNFCCC of the FREL/FRL draft methodology in time for COP21, including a demonstration activity with the Carbon Fund of FCPF. UN-REDD and FCPF have worked on a harmonized approach on the various REDD+ safeguards frameworks developed in DRC, clarifying how the national standards can be applied through REDD+ implementation. The country is also benefitting from the CBR+ initiative.*

#### National REDD+ Strategy/Action Plan

Past targeted support led to a review of DRC's legal framework in relation to REDD+ implementation with proposal of legal amendment to recognize eligible REDD+ projects. The National REDD+ process has included gender consideration, focusing on best practices in strategic sectors. A Gender Analysis on REDD+ was completed in December 2013.

#### National Forest Monitoring System (NFMS)

In 2015, targeted support helped finalize the forest cover change assessment for the 1990-2010 period. Additionally, the fieldwork of the pre-national forest inventory was completed, providing carbon estimates for about 50 sampling plots and covering most provinces of the country. Capacity has also been raised on GHG inventories through trainings and the GHG inventory database for the agriculture, forestry and other land use sector was updated. Work on institutional arrangements for enhancing data accessibility between institutions has resulted in the review of legal options to stimulate data sharing.

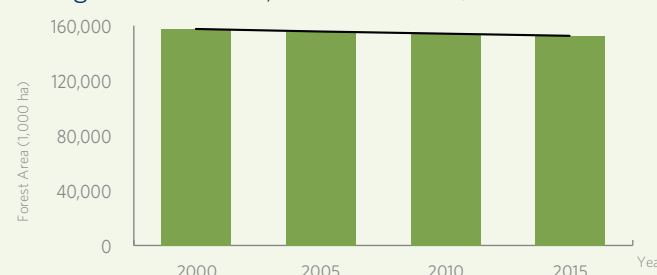
#### Forest Reference Emission Level / Forest Reference Level (FREL/FRL)

In 2015, targeted support was provided for the development of the FREL/FRLs draft methodology for the DRC, which was presented during COP21. The forest cover change statistics

were for the period 1990-2010 were finalized and new work was launched to include the years 2000 and 2014.

Safeguards and Safeguards Information System (SIS)  
The country field tested in 2015 the social and environmental standards for REDD+ and final outcomes will be validated at a national workshop bringing together stakeholders from all the relevant sectors. A joint training by FCPF and the UN-REDD Programme on Social and Environmental Impact Assessments was an opportunity for the initiatives to work on a harmonized approach on the various REDD+ safeguards frameworks developed in DRC, clarifying how the national standards can be applied through REDD+ implementation. The national safeguards approach was presented at the Rio Conventions Pavilion at COP21. Targeted support also resulted in the finalization of a feasibility study for an economic valuation of REDD+ multiple benefits with steps agreed for integration of the studies' results into the government's 2035 strategy development. An expert meeting

Change in forest area, 2000-2015 (FRA, 2015)



#### Democratic Republic of The Congo

Total budget, National Programme	US\$ 7,383,200
Total budget, targeted support	US\$ 1,027,854
Committed CBR+ grant amount	US\$ 390,000 (GEF SGP grant co-financing is forthcoming in 2016)
Total UN-REDD financial support	US\$ 8,801,054

held on the revision of the REDD+ national standards, followed by training to develop and improve indicators for the standards.

## CBR+

Following DRC's approval of its CBR+ Country Plan, a series of local and national consultations and trainings were held, and the call for proposals issued in March 2015., the CBR+ National Steering Committee selected a first set of five CBR+ projects in July 2015 and a further eight projects were approved in November 2015. These projects focus on improving

the understanding, engagement and participation of local communities and indigenous peoples in the REDD+ process. At the community level, the CBR+ grants are supporting practical activities including regeneration of degraded forest ecosystems, promotion of agroforestry and sustainable agricultural practices, distribution of stoves to reduce pressure on community forests from fuel wood collection; and participatory mapping to improve the sustainable management of community forests and help local communities secure their tenure.



## 3.14 DOMINICAN REPUBLIC

TS CNA

### Support under the Warsaw Framework for REDD+


The Dominican Republic is receiving targeted support and also participated in the regional needs assessment on NFMS in Mesoamerica. (Section 3.49)

### National Forest Monitoring System (NFMS)

Support is being provided on strengthening the NFMS and related institutions, in particular the GHG department, to ensure the sustainability and consistency of the current monitoring system. (In preparation phase).


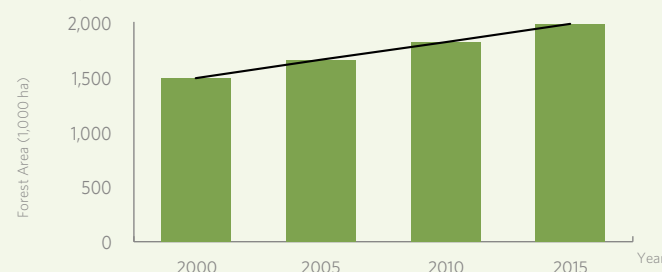
#### Dominican Republic

Total budget, targeted support	US\$ 50,000 (approved in 2015)
Total budget, CNA	(Participated in the regional needs assessment in Mesoamerica)
Total UN-REDD financial support	US\$ 50,000 (+)



Nauyaca, Cataratas Nauyaca, Dominican Republic. ©FAO

### Change in forest area, 2000-2015 (FRA, 2015)





## 3.15 ECUADOR

NP TS

### Progress against the Warsaw Framework for REDD+

*Building on Ecuador's results under the National Programme (completed in 2014), targeted support has been provided to meet specific support gaps emerging by time. Being a country in an advanced stage of its REDD+ readiness phase, support is being provided to assist the country to enter the implementation phase of REDD+ activities for results based finance. The coordination with other funding sources and national and global initiatives is a high priority.*

#### National REDD+ Strategy/Action Plan

Support for the finalization of the draft National Action Plan and the associated implementation including a financial architecture was approved in 2015 and is in implementation phase. In 2016, this targeted support will allow Ecuador to submit its REDD+ Action Plan to the UNFCCC. By doing so Ecuador will fulfil one of the four pillars of REDD+ Readiness. Additionally, Ecuador developed and finalized gender capacity-building, issue-diagnosis and mainstreaming tools to catalyze gender responsive action REDD+ implementation.

#### Forest Reference Emission Level / Forest Reference Level (FREL/FRL)

Ecuador developed and submitted its FREL/FRL to UNFCCC, with targeted support from the Programme. The first draft of the Technical Annex of REDD+ for the Biennial Report Update (BUR) was also developed and technically supported.

#### National Forest Monitoring System (NFMS)

The country progress on institutional arrangements for structuring the National GHG Inventory System and the National GHG inventory system was designed (estimates for Agriculture and LULUCF 2010 base year in the GHG inventory). The allometric models methodology was developed and progress was made on defining process to systematize all the information developed during the NP phase. They attended several trainings on SLMS, indicating a clearly high level of technical capacity on remote sensing in-country.

#### Safeguards and Safeguards Information System (SIS)

Following the completed NP, a targeted support is assisting the country to progress on its safeguards subcomponent of

the national REDD+ strategy. Goals, indicators and expected results, and actions to promote and respect safeguards and to implement the SIS were identified, such as:

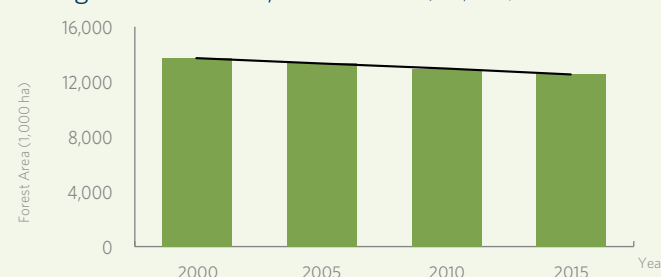
- Safeguards criteria and SIS information requirements for REDD+ implementation instruments related to institutional, legal, policy and finance frameworks were identified and adjusted.
- Mapping of existing national information systems relevant to SIS report/development of the Summary of information (Sol) was updated which is vital for completing development and initiating implementation of the SIS, including institutional arrangements for its operation.
- Technical meetings and workshops focused on collecting recommendations for addressing and respecting safeguards during implementation of national REDD+ strategy.
- Progress made on the development and revision of SIS communications documents and linkages of safeguards with other REDD+ processes.

In 2016, this targeted support will allow Ecuador to submit its summary of information directly to the UNFCCC REDD+ Web Platform. By doing so Ecuador will fulfil one of the four pillars of REDD+ Readiness.



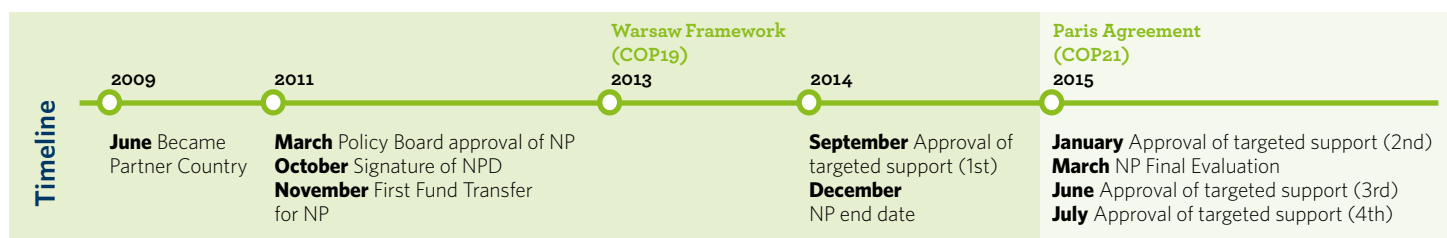
Miwaguno, Ecuador. The Ministry of Environment of Ecuador, 2014.

#### Change in forest area, 2000-2015 (FRA, 2015)



#### Ecuador

Total budget, National Programme	US\$ 4,000,000
Total budget, targeted support	US\$ 1,499,100 (US\$ 1,273,300 approved in 2015)
Total UN-REDD financial support	US\$ 5,499,100



## 3.16 ETHIOPIA

TS

### Support under the Warsaw Framework for REDD+

Targeted support is being provided to the Ministry of Environment and Forests and the National REDD+ Secretariat in supporting readiness efforts in a complementary way with the FCPF, exploring additional avenues and deepening the information and capacities on issues to foster transformative and policy-based approach to REDD+ strategy.

### National REDD+ Strategy/Action Plan

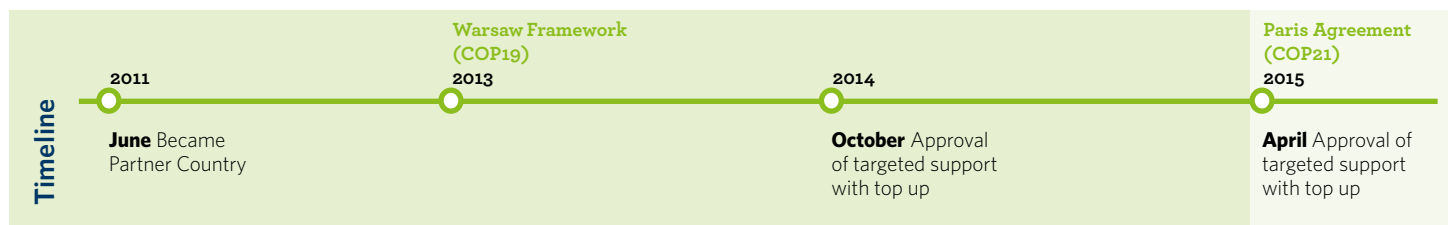
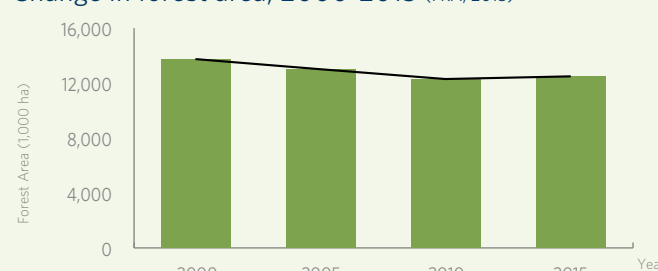
Through targeted support the country has initiated an institutional and context analysis (ICA), and launched an economic valuation of its forest ecosystem with stakeholder consultations, involving government and non-government agencies. Scope and data availability for the assessment of the contribution of the forestry sector and forest ecosystems to the national economy of Ethiopia have been identified. For analyzing regional REDD+ readiness, a pilot region and approach has been selected in close consultation with the Federal authorities (Minister's advisor and REDD+

#### Ethiopia

Total budget, targeted support	US\$ 346,500 (US\$ 16,500 approved in 2015)
--------------------------------	--

Coordinator), Governor, and regional ministers and analytical work has been conducted to inform REDD+ Readiness plan in the pilot region of Beningshangul Gumuz. Maps were developed to quantify ecosystem services which will support decision making on REDD+ PAMs that deliver multiple benefits that takes better account of the full economic value of forests. In addition, support was provided to the Government to facilitate its preparation for knowledge exchange programmes with China and the Republic of Korea.

Change in forest area, 2000-2015 (FRA, 2015)



## 3.17 GHANA

TS

CNA

### Support under Warsaw Framework for REDD+

Ghana has received support on governance and synergies between REDD+ and FLEGT, as well as on national forest carbon inventories through regional targeted support in West Africa. The country also participated in the regional needs assessment on NFMS in West Africa. (Section 3.49).

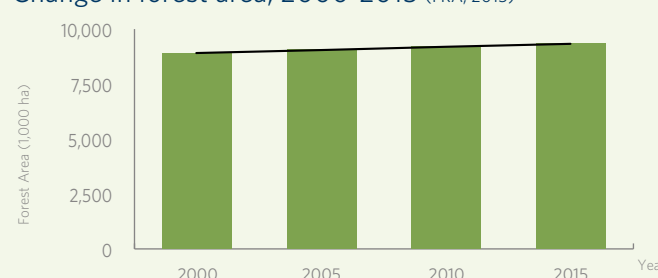
### National REDD+ Strategy/Action Plan

The country validated findings of four thematic studies on synergies between REDD+ and FLEGT: on regulation of the domestic market, benefit-sharing modalities, legality and safeguards and forest monitoring, as well as an action plan for fostering those synergies, which will help streamline and avoid duplication between efforts under the two initiatives. The Forestry Commission organized information- and

knowledge-sharing events to facilitate exchanges and collaboration between REDD+ and FLEGT processes and stakeholders, including National REDD+ Technical Working Group members, the Multi-Stakeholder Implementation Committee (M-SIC) of the FLEGT/VPA, forest managers, policy makers, research and academia and civil society. An action plan and final report were submitted following a national validation workshop in late 2015. (Implementation completed).

In addition, the knowledge exchange programme between Kenya and Ghana, provided an opportunity for Ghana to draw

Change in forest area, 2000-2015 (FRA, 2015)




#### Ghana

Total budget, targeted support	US\$ 40,000 (+ joint support with other West African countries)
Total budget, CNA	(Participated in the regional needs assessment in West Africa)
Total UN-REDD financial support	US\$ 40,000 (+)

lessons on strategy development from UN-REDD experts who joined the mission to Ghana. Also, while this is not a direct activity by the UN-REDD Programme, the UNDP Global

Commodities Programme has supported work on the cocoa landscape, which will build on the overall support of the UN-REDD Programme in the country.



## 3.18 GUATEMALA

TS CNA

### Progress against the Warsaw Framework for REDD+

Guatemala has benefitted from targeted support, a CNA on NFMS and also participated in the regional needs assessment in Mesoamerica (Section 3.49).

#### National REDD+ Strategy/Action Plan

Initial targeted support (approved in 2013) assisted the country with legal analyses and including the climate change law adopted by Decree in 2013 in relation to REDD+, and tenure aspects. Recommendations in terms of legal reforms focused on the need to clarify tenure and carbon rights as well as benefit-sharing mechanisms, and respect indigenous people's rights (in relation to the climate change law). Reforms were proposed in relation to the new forest law, in particular clarifying the terminology associated with environmental services and benefit sharing.

The CNA<sup>36</sup> in Guatemala has identified areas for improvement in the preparation of the National REDD+ Strategy, such as the need to include considerations about gender and definition of benefit sharing arrangements, identifications of legal, institutional, fiscal and economic aspects which make pressure to the deforestation and degradation of forests, develop a land tenure analysis; improve the information accessibility including culture aspects and different languages. These finding will not only support the FCPF mid-term report of the country, but also the roadmap for the second phase of the FCPF support for readiness and as well as other REDD+ related initiatives in the country.

#### National Forest Monitoring System (NFMS)

The CNA (Mesoamerica) identified needed improvements in emission factors, such as the establishment of procedures for data collection and the development of new factors in cases of forest degradation and enhancement of carbon stocks associated with tree cover, as well as capacity needs in relation to monitoring of forest degradation. See also the needs assessment in Mesoamerica. (Section 3.49). The preliminary CNA results

have identified the need to strengthening of the technical capacity and legal basis for the regular updating of the NFI as well as achieving consistency across data used for REDD+ and the national communications.

#### Forest Reference Emission Level / Forest Reference Level (FREL/FRL)

The CNA identified improvements such as coherence on forest and forest degradation definition between FREL/FRL and the GHG Inventory, emission factors for degradation, methodologies to evaluate leakage and displacements; also the country needs strengthen institutional and human resources capacities.

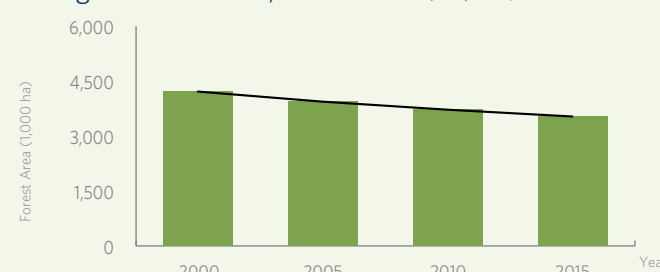
#### Safeguards and Safeguards Information System (SIS)

Through the CNA, the country has identified areas for improvement, which include further efforts to raise awareness about safeguards, particularly among local communities.

#### Guatemala

Total budget, targeted support	US\$ 21,000
Total budget, CNA	US\$ 40,000 + participated in the regional CNA for Mesoamerica
Total UN-REDD financial support	US\$ 61,000 +

#### Change in forest area, 2000-2015 (FRA, 2015)





## 3.19 HONDURAS

NP TS CNA

### Progress against the Warsaw Framework for REDD+

Startup targeted support was provided to Honduras on its legal framework for REDD+ and the facilitation of stakeholder involvement for the country's REDD+ readiness preparation proposal. Honduras also participated in the regional needs assessment in Mesoamerica. (Section 4.49).

### National REDD+ Strategy/Action Plan

With support from the NP and the FCPF, Honduras has developed a roadmap outlining the development of the National REDD+ Strategy and outlined the stakeholder engagement process. Additional achievements on participation include 1) the consolidation of two platforms for discussion and validation of strategic REDD+ options, the Indigenous and Afro-Honduran Committee on Climate Change (MIACC) and REDD+, which is part of the Interagency Technical Committee on Climate Change Subcommittee; and 2) a roadmap outlining the creation of the financial REDD+ mechanism including an institutional analysis of the current gaps and weaknesses. Prior to the NP, the country received targeted support for its legal framework for REDD+ and facilitation of stakeholder involvement for updating the country's REDD+ readiness preparation proposal. (See also NFMS below). An analysis of the legal framework was completed, based on a comparative analysis of the REDD+ legislation of Costa Rica, Peru and Mexico, and a cross-sectoral legal gap analysis was concluded with emphasis on the forest, protected areas and wildlife law, agrarian law reform, payments for environmental services, and tenure. In addition, existing national-level grievance mechanisms were assessed.

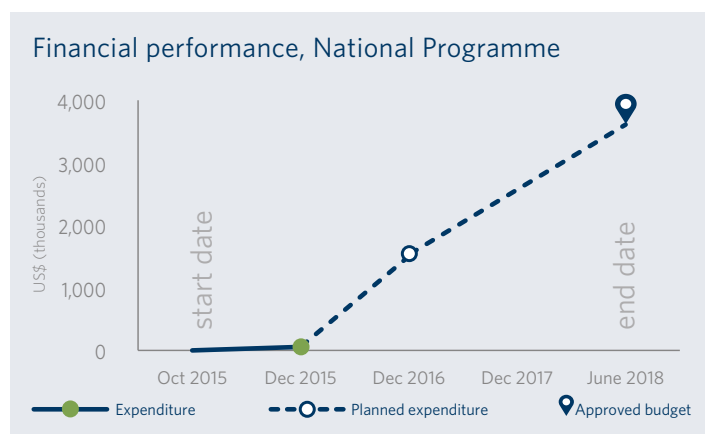
### National Forest Monitoring System (NFMS)

With funding from the FCPF and UN-REDD Programme, Honduras, through the technical areas of the Forest Conservation Institute (ICF) and the Ministry of Energy, Natural Resources,

Environment and Mines (MiAmbiente), has progressed in the definition of methodological guidelines and protocols required to develop the forest emission factors as well as outlined a plan for its construction, including. Additionally, in collaboration with the United States Forestry Service, the country has updated a cost-effective design for the National Forest Inventory to undertake the third cycle in a way that guarantee consistency with the data recollected in previous cycles. In operationalizing the country's remote sensing capacities, current methodologies for estimating the accuracy of land cover change maps were reviewed and a road map improved it was agreed. Finally, an analysis of the institutional and legal framework was done and a series of recommendations were proposed seeking the regulation of the NFMS during the implementation of the NP as part of the sustainability strategy for the NFMS.

### Forest Reference Emission Level / Forest Reference Level (FREL/FRL)

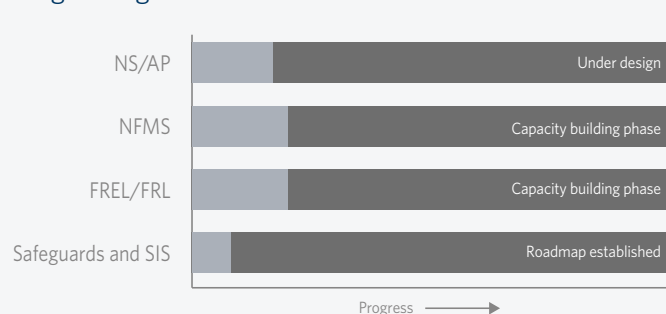
During the reporting period, Honduras received financial support from the FCPF and technical support from the NP for completion of a roadmap detailing the construction of the FREL/FRL. A definition of forests in Honduras was drafted, which will be discussed with the Forest Monitoring Group in 2016. Honduras also received capacity building support on FREL/FRL to provide practical UNFCCC guidance and examples that will enable Honduras to advance in the construction of their FREL/FRL and submit the FREL/FRL proposal to the UNFCCC. Lastly, with financial support from the FCPF, methodological guidelines and protocols were developed for the creation of land cover change maps and emission factors.



#### Honduras

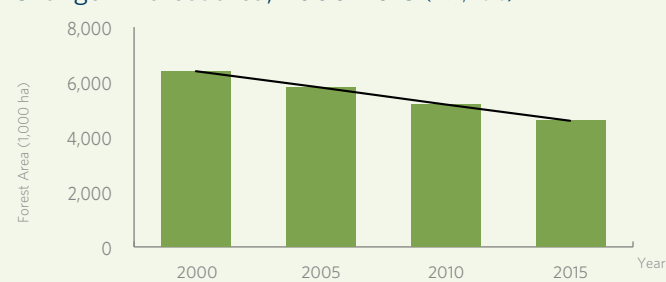
Total budget, National Programme	US\$ 3,609,645
Total budget, targeted support	US\$ 70,000
Total budget, CNA	(Participated in the regional needs assessment in Mesoamerica)
Total UN-REDD financial support	US\$ 3,679,645 (+)

### Progress against the Warsaw Framework



Data Source: NP Annual Report – Joint Assessment

### Change in forest area, 2000-2015 (FRA, 2015)



## Safeguards and Safeguards Information System (SIS)

During 2015, the NP did not conduct activities related to the development of the SIS; however, with funds from the FCPF, Honduras has drafted a roadmap outlining the process for defining the country approach to safeguards and the SIS. Additionally, national capacities have been strengthened on safeguards for key players including indigenous people's groups, forest dependent communities and government institutions.

## Challenges and Solutions

During the reporting period, the key challenges and delays faced were related to administrative and management processes largely caused by a delay in the transfer of funds to the country resulting in delayed implementation and contracting of the programme team. In addressing this challenge, an agreement and commitment was reached with the FCPF who continued to support activities that contributed to the objectives of the NP.



## 3.20 INDONESIA

NP TS

### Progress against the Warsaw Framework for REDD+

Indonesia's National Programme (completed in October 2012) has been complemented by targeted support on Participatory Governance Assessments (PGAs), policy-making on fiscal incentives and facilitation of cross-sectoral dialogue.

### National REDD+ Strategy/Action Plan

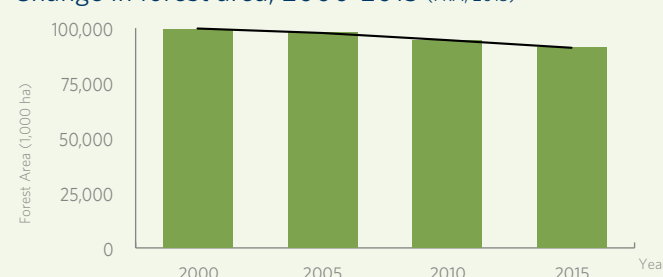
The (former) Ministry of Forestry and REDD+ Task Force identified how findings and recommendations of the PGA can be utilized in the planning and preparation of regional REDD+ strategies and how this may be used. In 2015, two reports to inform the country's REDD+ efforts and improve forest governance for REDD+ were finalized: i) *Indonesia's Forest Governance Index* that builds on the first PGA to provide information on certainty over forest areas, fairness over forest resources, forest management transparency and integrity, and law enforcement capacity; and ii) an *Evaluation of Indonesia's online forest licensing system* that polled over 160 forest license applicants and providers to identify, through eleven indicators, inefficiencies and suboptimal practices in the process of applying and obtaining forest licenses. Forest governance improvements was included as one of the key targets and policy directions in the results framework of MoEF's strategic plan. An assessment

of a Multi-donor Approach was launched, the report addresses weaknesses in judiciary and law enforcement coordination on forest crimes and comes up with a set of recommendations on how to make use of the existing methodology.

### Indonesia

Total budget, National Programme	US\$ 5,644,250
Total budget, targeted support	US\$ 916,329 (50,000 approved in Feb 2016 <sup>37</sup> )
Total UN-REDD financial support	US\$ 6,560,579 (+)

Change in forest area, 2000-2015 (FRA, 2015)



## 3.21 KENYA

TS

### Support under the Warsaw Framework for REDD+

Kenya has been receiving targeted support for work on anti-corruption, carbon rights and benefit-sharing; green economy investments in forests; analysis of the forest-related legal framework relevant to REDD+; REDD+ provisions to clarify and regulate major REDD+ legal issues prioritized by the government, focusing on land and carbon tenure issues; mapping to support land-use planning for REDD+, including multiple benefits; feasibility study on REDD+ related opportunities in improving efficiency in forestry operations and forest product processing. These studies will inform the development process of the different Warsaw Framework pillars.

### National REDD+ Strategy/Action Plan

In 2015, stakeholder awareness-raising campaigns on REDD+ targeting counties have been conducted, reaching 30% women, which also engendered accountability and support for anti-corruption initiatives initiated by Government. Two guidelines for Stakeholder engagement and Free, Prior and Informed Consent (FPIC) have been developed and validated. These are the first to be developed by an indigenous organization in a REDD+ context in Africa. A south-south exchange was held between Kenya and Ghana on strategy development, registry, stakeholders engagement, knowledge management and governance issues including anti-corruption strategies. Land cover mapping activities have been completed and a report on land-use planning for REDD+, focusing on mapping the multiple benefits of REDD+ and the priority areas for implementing REDD+ actions, is available. Kenya has conducted analyses of its legal framework for REDD+ and drafted provisions to integrate REDD+ considerations into ongoing reform processes in consultation with relevant stakeholders. Kenya has integrated REDD+ in the climate change policy and Bill, the climate finance policy. Integration of REDD+ in other related policies and legislations is ongoing. A multi-stakeholder taskforce on anti-corruption

was established and subsequently reviewed the Kenya Forest Service Code of Conduct. It is the first time such a review has been conducted by stakeholders outside the Forest Service. The above-mentioned analytical work and policy support to Kenya has provided the basis for the preparation of a concept note by Government and the UN-REDD Programme to underpin the development of a future REDD+ strategy. As immediate outcome, Kenya is now utilizing the information from ongoing REDD+ processes for the development of a roadmap towards strategy development.

### National Forest Monitoring System (NFMS)

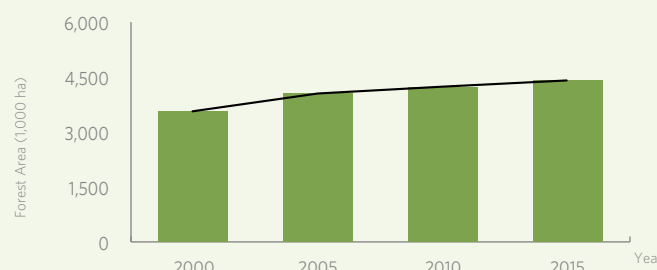
The national technical working group meetings on MRV, have among others, aimed at improving coordination among actors notably with the System for Land-based Emissions Estimation in Kenya (SLEEK) programme. The National MRV roadmap was finalized as well as a proposal for institutional arrangements on MRV. Also, an accuracy assessment of the existing land cover change assessment was completed.

#### Kenya

Total budget, targeted support

US\$ 967,385

### Change in forest area, 2000-2015 (FRA, 2015)



Mau Forest, Kenya, ©UNEP



## 3.22 LAO PEOPLES' DEMOCRATIC REPUBLIC

TS

### Support under the Warsaw Framework for REDD+ National Forest Monitoring System (NFMS)

Targeted support was approved in 2015 on forestry sector planning and to capacity building of national and provincial government authorities and on issues of forest land and resource governance and participatory forest management. (In preparation phase)



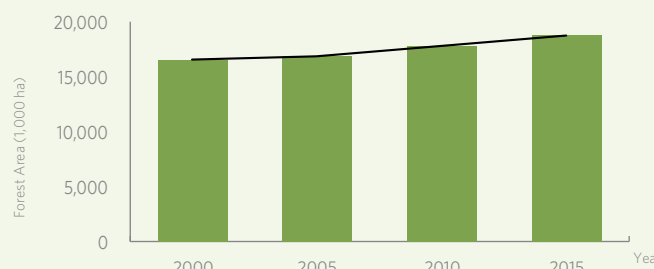
Mokpon Village, Laos. UN Photo/Lamphay Inthakoun

#### Lao PDR

Total budget, targeted support

US\$ 178,000  
(approved in 2015)

#### Change in forest area, 2000-2015 (FRA, 2015)



#### Timeline



## 3.23 MADAGASCAR

TS

CNA

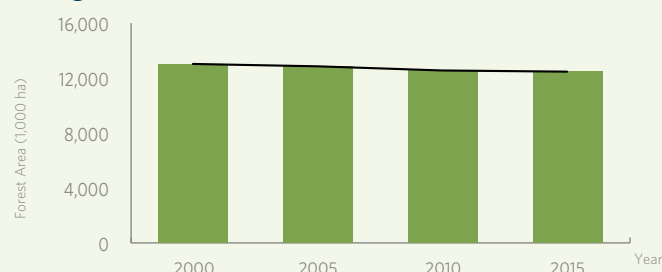
### Progress against the Warsaw Framework for REDD+ National REDD+ Strategy/Action Plan

Targeted support has been provided on a PLR analysis and the resulting roadmap, identified immediate opportunities to modify/improve legislation and policies to better include REDD+ considerations and issues. Specific actions are recommended to take into account REDD+ in the upcoming Forestry Policy and Forestry Code. Other recommendations cover non-forest sectors, including a roadmap for improvements in the land sector, in order to integrate REDD+ considerations. Through the country needs assessment in Madagascar, integrated with the targeted support, an analysis of the national REDD+ vision was completed. A reorientation of the national vision for REDD+ is being proposed

#### Madagascar

Total budget, targeted support	US\$ 175,000
Total budget, CNA	US\$ 122,000
Total UN-REDD financial support	US\$ 297,000

#### Change in forest area, 2000-2015 (FRA, 2015)



that is fully embedding REDD+ into the national and rural development strategy, and providing important inputs to upgrade the strategy design process with strengthened inter-sectoral and policy-level dialogue. It is expected that these results will help Madagascar evolve from a long history of project-based approach in forest carbon into an overall vision for REDD+ in the country. The country has initiated a broad and inclusive, cross-sectoral consultative process on the national vision for REDD+. In addition, a South-South exchange visit on REDD+ challenges and opportunities such as Payment for Ecological Services (PES) and Nationally Appropriate Mitigation Actions (NAMA), to Costa Rica provided a learning platform and the opportunity for collaboration between the two countries. Key messages from Costa Rica included creating the social, economic and political conditions for sustainable development and integrating REDD+ strategy with national objectives and policies.

### National Forest Monitoring System (NFMS)

A detailed country needs assessment on MRV has been conducted and published in report, contributing to strengthening national institutions and ownership. An exchange mission to the Republic of the Congo and focusing on MRV is scheduled for 2016.

#### Timeline



## 3.24 MALAWI

TS CNA

### Progress against the Warsaw Framework for REDD+

Targeted support is being provided for review of the legal and policy environment, a NFMS roadmap, an Institutional Context Analysis; a stakeholder engagement and participation strategy; and a Corruption Risk Assessment. The support has been harmonized with the CNA approved in 2014.

#### National REDD+ Strategy/Action Plan

In 2015 an inception workshop brought over 100 participants from Government, Civil Society, Community Based Organizations and the Private Sector. The inception workshop laid the foundation for key analyses of the legal and policy framework for REDD+, institutional context, corruption risks, and land and natural resource tenure regimes are being conducted. The findings from these reports are being integrated into the National REDD+ Strategy roadmap which is progressing well.



In addition, knowledge management strategy is also under development. The ongoing work builds on Malawi's REDD+ Readiness Action Plan and will be mainstreamed into key national planning and policy processes in Malawi.

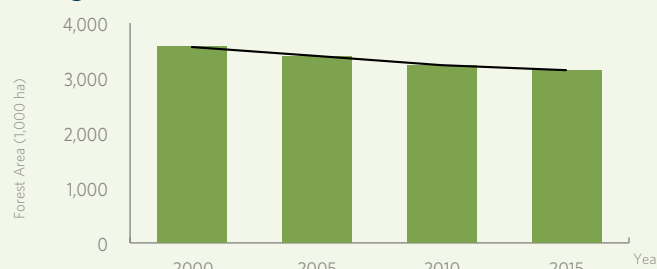
#### National Forest Monitoring System (NFMS)

A draft NFMS roadmap is available. Also a proposal for institutional arrangements was developed in consultation with key stakeholders.

#### Malawi

Total budget, targeted support	US\$ 250,956
Total budget, CNA support	US\$ 64,675
Total UN-REDD financial support	US\$ 315,631

#### Change in forest area, 2000-2015 (FRA, 2015)



## 3.25 MALAYSIA

TS

### Support under the Warsaw Framework for REDD+

#### National REDD+ Strategy/Action Plan

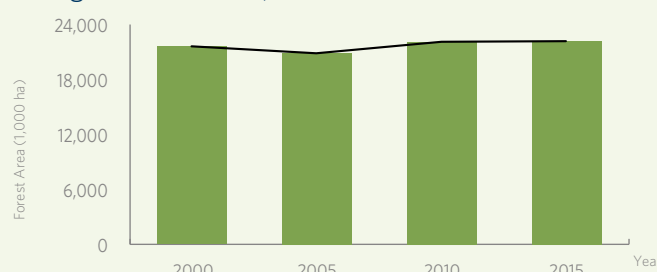
Targeted support is being provided on the National REDD+ Strategy completion by putting in place fiduciary standards and financial management protocols, and on private sector engagement strategy/guidelines to encourage private sector actors. (In preparation phase).



#### Malaysia

Total budget, targeted support	US\$ 125,000 (approved in 2015)
--------------------------------	---------------------------------

#### Change in forest area, 2000-2015 (FRA, 2015)



## 3.26 MEXICO

TS CNA

### Support under the Warsaw Framework for REDD+

Mexico is a pioneer on developing a robust National REDD+ Safeguards System (SNS) which includes institutional, legal and compliance framework as well as the SIS. Several countries in the region and other regions are learning from this process. The SNS serves both the UNFCCC process and the FCPF safeguards requirements. Targeted support is being provided to safeguards, NFMS and The Virtual Center of Excellence for Forest Monitoring (CEVMF). Mexico also participated in the regional needs assessment in Mesoamerica. (Section 3.49)

### National Forest Monitoring System (NFMS)

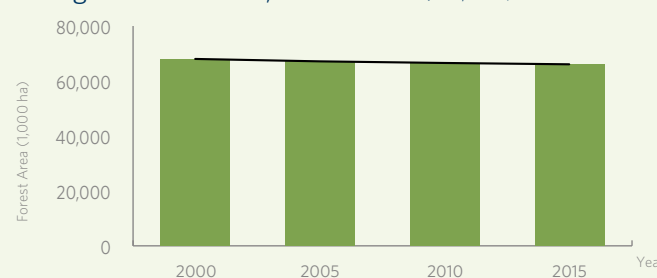
Support is being provided to data generation for GHG estimates for the LULUCF sector; institutionalizing of data generation, involving institutions such as the National Forestry Commission (CONAFOR) and the National Institute of Statistics and Geography (INEGI) (and to the technical platform for collection, dissemination and knowledge transfer on forest monitoring (CEVMF). (In preparation phase).

### Safeguards and Safeguards Information System (SIS)

Initial targeted support assisted the country in preparations for its SIS including a review of the conceptual approach to the national safeguards system and developed plans for further developing the national safeguards system (NSS), including the SIS. Additional support was provided in 2015 supporting CONAFOR capacity for coordination and implementation of safeguards related topics increased through the support. There is a common understanding of, and strengthening of, capacities on safeguards and SIS. This stemmed from discussions and working sessions at national and subnational level through public consultations of the REDD+ national strategy, following

a multi-sectoral approach, including representatives from Ministries of Environment, Agriculture, Land and Rural Development, Climate Change, Protected Areas. A panel was set up on the NSS and SIS to create a forum for information and dialogue and recommendations from 42 participants from civil society, academia and government. Existing information systems and reporting mechanisms being analyzed provide information on how REDD+ safeguards are being addressed and respected. An institutional and compliance framework analyses and matrix for legal framework and GRM and dispute resolution have been completed.

Change in forest area, 2000-2015 (FRA, 2015)



### Mexico

Total budget, targeted support	US\$ 800,000 (150,000 approved in 2015)
Total budget, CNA	(Part of regional needs assessment in Mesoamerica)
Total UN-REDD financial support	US\$ 800,000 (+)



## 3.27 MONGOLIA

NP TS

### Progress against the Warsaw Framework for REDD+

Following Mongolia's request, initial target support assisted the country in its REDD+ efforts and to initiate the implementation of the National REDD+ Readiness Roadmap, while the country was preparing for a full fledge National Programme. The National Programme was successfully prepared by the country and approved in 2014. Complementary targeted support is assisting the country on a NFMS and a Forest Satellite Monitoring System, forest Inventory methodology; governance and social safeguards, spatial analysis and information systems to support the forest sector and REDD+ planning that incorporates multiple benefits and environmental safeguards,

options for addressing drivers of deforestation and forest degradation; and stakeholder engagement and sectoral coordination.

### National REDD+ Strategy/Action Plan

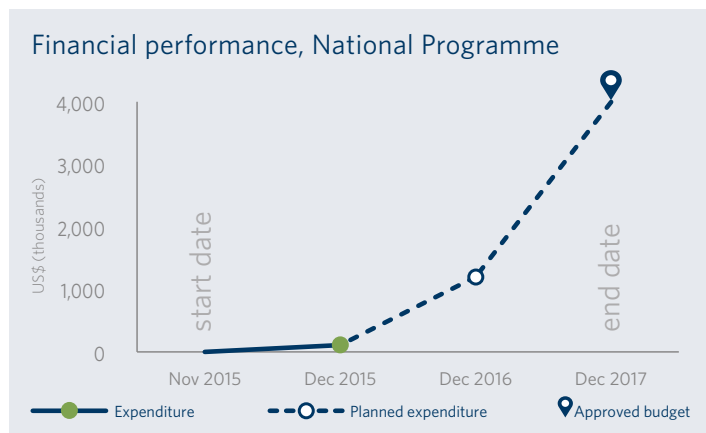
Through targeted support, two key preliminary studies on the Drivers of Forest Change and the Institutional Capacity and Arrangement Assessment for REDD+ were completed in 2015 with the involvement of a broad range of stakeholders. These studies highlight strategic issues and entry points for further consideration during the design of candidate REDD+ PAMs, which will feed into the preparation of the National REDD+



Strategy. A study on forest sector financing flows and economic values was also conducted, identifying a number of instruments and mechanisms to mobilize financing for sustainable forest management in the context of REDD+, which can increase forest sector funding. The NP will also benefit from coordination with the FAO/GEF project “Mainstreaming Biodiversity Conservation, SFM and Carbon Sink Enhancement into Mongolia’s Productive Forest Landscapes” which will design and pilot community-based Policies and Measures for consideration under the REDD+ Strategy.

### National Forest Monitoring System (NFMS)

Support was provided to the Climate Change Project Implementation Unit (CCPIU) on the development of historical forest cover change data (Activity Data) for the national GHG inventory, following on from training provided on GHG Inventory provided through targeted support earlier in the year, including a refresher training on Open Foris Collect Earth for planning for future land use change assessments and development of Activity Data. Satellite Land Monitoring System (SLMS) capacity was also enhanced with a technical support mission. The NFMS Action Plan was completed in 2014 and the NP supported NFMS and FREL/FRL work will begin in first week of January 2016. The NP will also benefit from the achievements of the GIZ project “REDD+ Compatible National Forest Inventory for Mongolia”, which has completed the NFI for the entire boreal forest area of Mongolia.



#### Mongolia

Total budget, National Programme	US\$ 3,996,450
Total budget, targeted support	US\$ 576,200
Total UN-REDD financial support	US\$ 4,572,650


### Forest Reference Emission Level / Forest Reference Level (FREL/FRL)

In advancing the development of the FREL/FRL, Mongolia’s stocktaking of relevant work has been initiated, including a review of the NFMS Action plan.

### Safeguards and Safeguards Information System (SIS)

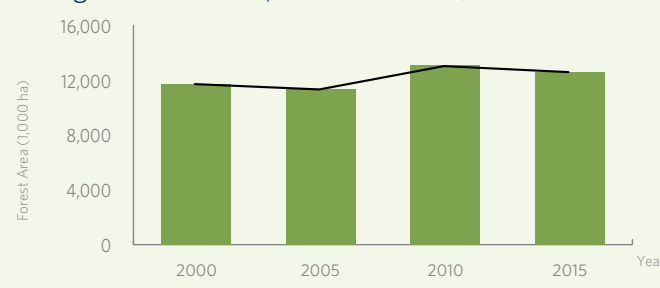
In 2015, while there have been no achievements directly relating to the country’s SIS, targeted support is being provided to enhance the capacity of decision-makers in the consideration of potential benefits and risks and spatial analyses related to REDD+. Available REDD+ spatial planning concepts and techniques as decision support tools have been reviewed by a wide range of stakeholders, with The Environmental Information Center of Mongolia, The Forest Conservation and Reforestation Division of the Ministry of Nature, Green Development and Tourism and the Forest Research and Development Centre being main players. Government, civil society and private sector have engaged in identifying priority multiple benefits from forests.

### Progress against the Warsaw Framework



Data Source: NP Annual Report – Joint Assessment

### Change in forest area, 2000-2015 (FRA, 2015)



## Challenges and Solutions

The main challenge at the start of the NP has been in managing the expectations of some stakeholders before the programme team has had the time to develop a common and clear understanding of the current situation with regards to organizational roles, responsibilities and capacity. In addressing this challenge, the NP has planned induction sessions (in

January 2016) as a part of the NP inception and prior to the official launch with these stakeholders to familiarize them with REDD+ and the UN-REDD Programme for a common view on what is achievable in the preliminary stages. Due to changes in government and administrative problems, implementation of targeted support has been delayed but is now well underway.

## 3.28 MYANMAR

TS

### Progress against the Warsaw Framework for REDD+

Myanmar received UN-REDD targeted support in 2013 to develop a REDD+ Readiness Roadmap and used this Roadmap to develop a funding proposal in November 2013 based on a full UN-REDD National Programme. Activities under this targeted support began in January 2015 with the development of Action Plans for NFMS and FREL/FRL and initial capacity building activities based on these plans, and have continued with activities for stakeholders engagement and REDD+ awareness; effective and participatory governance arrangements for REDD+, REDD+ safeguards definition and national SIS development and preliminary National REDD+ Strategy development. Myanmar's National Programme was provisionally approved in 2015.

### National REDD+ Strategy/Action Plan

The country's REDD+ Readiness Roadmap was finalized by a series of multi-stakeholder consultation processes with a final national roadmap validation workshop held. In 2015 the supported Asia Indigenous Peoples Pact (AIPP), in collaboration with The Promotion of Indigenous and Nature Together (POINT), undertook a preparatory meeting with indigenous peoples, and a dialogue with the Forest Department of Myanmar. (33 indigenous participants). The participants formulated recommendations, which were presented during the dialogues with Forest Department. It also served as a platform for establishing linkages between and amongst leaders and representatives of indigenous organizations and communities, committed to work together on REDD+ and related issues. In particular, the participants agreed to strengthen and use the existing Indigenous Peoples Forum of Myanmar to monitor REDD+ process. Initial work begun on assessing drivers of deforestation and forest degradation with consultation meetings with stakeholders including the agriculture and finance sectors.

### National Forest Monitoring System (NFMS)

The Forestry Department and other stakeholders elaborated on NFMS and FREL/FRL action plans and a draft NFMS action plan was developed. Capacity on NFI/NFM was enhanced through training for technical personnel in Mongolia as well as

India. Stakeholder participation dynamics for NFMS and FREL work (MRV group) reinitiated. Capacity built on National Forest Inventory design and methodology through a national workshop (49 participants) and capacity enhanced on land cover change assessment using Open Foris Collect Earth (20 participants).

### Forest Reference Emission Level / Forest Reference Level (FREL/FRL)

Capacity needs assessment carried out according to 15 major criteria relevant for NFMS and FREL/FRL development. A national FREL/FRL workshop completed (35 participants) with essential elements for FREL/FRL action plan developed and endorsed by the government.

### Safeguards and Safeguards Information System (SIS)

Initial work started on a social and environmental SIS. A Stakeholder Engagement and Safeguards Technical Working Group established and held its first meeting and developed an action plan for their on-going work.

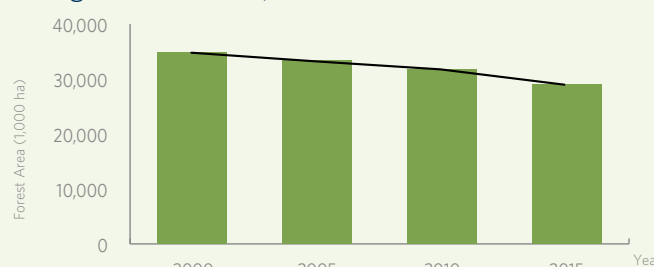
In addition, a National REDD+ Academy Event was held in 2015. (Information [here](#)).

### Myanmar

Total budget, targeted support

US\$ 1,243,000

### Change in forest area, 2000-2015 (FRA, 2015)



Timeline

2011

October Became Partner Country

Warsaw Framework (COP19)

2013

February Approval of targeted support (1st)

2014

May Approval of targeted support (2nd)

Paris Agreement (COP21)

2015

## 3.29 NEPAL

TS

### Progress against the Warsaw Framework for REDD+

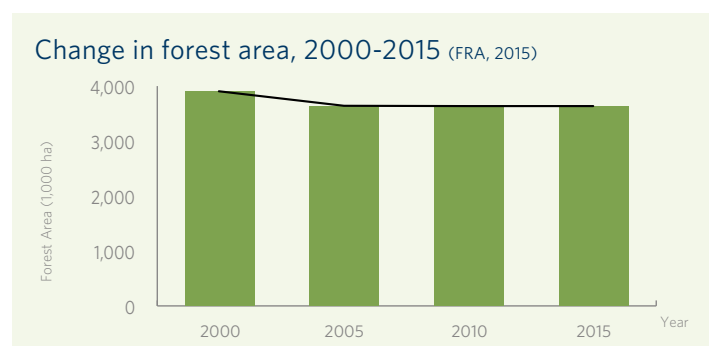
Targeted support is being provided to sub-national planning processes, design and monitoring of PAMs, PLR and institutional review; REDD+ Strategy Options and REDD+ Fund Management at the national Level; Natural Capital Accounting for the forestry sector, capacity for development of the FRL in Nepal and support to FRL review process prior to UNFCCC submission. The support aims to coordinate and build on the work implemented under Nepal's FCPF programme.

#### National REDD+ Strategy/Action Plan

Nepal increased its knowledge on drivers of deforestation and forest degradation and national REDD+ finance management,

#### Nepal

Total budget, targeted support	US\$ 924,830 (80,000 approved in 2015)
--------------------------------	---



possible governance obstacles to policies and measures to inform its national REDD+ strategy, fund design options and inventory of legislation and regulations that relate to REDD+. Following the completion of the governmental register and approval process, in 2015 further support led to the National REDD+ Strategy preparation and submission for official consideration. A district-level multi stakeholder workshop on driver and solution analysis was conducted and potential interventions for District REDD+ Action Plan (DRAP) drafted. Potential criteria and indicators were identified for monitoring the implementation and impact of PAMs under the DRAP, through a national expert working group.

A PLR and institutional framework report has been completed and submitted to the national REDD+ focal point, for incorporation into the national REDD+ strategy document developed under the FCPF Programme.

#### Forest Reference Emission Level / Forest Reference Level (FREL/FRL)

The National FRL technical team convened a review of its first draft FRL report and areas for improvement were identified. A work plan was drafted for revision of Activity Data and Emission Factors, and construction of national FRL. The country also benefited from targeted support to strengthening capacity for development of the FREL and facilitating dialogue and exchange of information between Cambodia, Indonesia, Malaysia, Nepal and Viet Nam on FREL/FRL development.



## 3.30 NIGERIA

NP TS CNA CBR+

### Progress against the Warsaw Framework for REDD+

Nigeria has an ongoing NP and is benefitting from a regional targeted support on forest carbon inventories and also participated in the CNA for West Africa (Section 3.49). The country is also one of the CBR+ pilot countries.

#### National REDD+ Strategy/Action Plan

In supporting the design of Nigeria's NS/AP two analyses that began in 2014, a Participatory Governance Assessment (PGA) and a geospatial analysis of land use/land cover change (the study on CRS drivers of deforestation) were completed by mid-2015. These analyses require further consultation on conclusions and recommendations and, for the study on drivers, validation of findings, before they can effectively contribute to strategy development. preliminary analysis, planning, and engagement by

the NS/AP working groups or reactivated Technical Committees have been proposed in a draft "road map" for development of the NS/AP. The implementation of the roadmap is progressing well and the two-pronged approach of strategy development at CRS and Federal levels is advanced further and providing lessons and experiences for other States in Nigeria including Nasarawa and Ondo States.

#### National Forest Monitoring System (NFMS)

Capacities for relevant stakeholders have been enhanced at both federal and national level through a series of technical capacity building workshops, including: (i) a forest monitoring and MRV workshop for 49 stakeholders in 2014; (ii) a National Forest Carbon Inventory training with 25 participants in 2014; (iii) capacity building on image processing and interpretation

of satellite imagery of 20 staff; (iv) a forest carbon inventory data analysis training of 26 staff, and (v) a Greenhouse Gas Inventory training of 23 staff from the LULUCF sector. These trainings and workshops, plus the establishment of technical Working Groups, advance efforts for the NFMS to be put in place in the future. Sampling design is based on a 2014 land use map produced with the help of the Nigerian National Space Research and Development Agency (NASRDA), which will be used as the framework to establish a Forest Monitoring System at Cross River State (CRS) by the end of 2016. In addition, the technical Working Group on MRV activities is in the process of acquiring recent satellite data to advance subsequent monitoring activities. Nigeria also participated in the CNA for West Africa and is included in the joint support to West Africa for strengthening regional capacity in West Africa for national forest carbon inventories. (Section 3.49).

### Forest Reference Emission Level / Forest Reference Level (FREL/FRL)

A spatially explicit study on drivers of deforestation in Cross River State has been finalized, analyzing satellite images for three different periods (2000, 2007 and 2014), also including activity data that was obtained for land use/land cover purposes in the entire State. Furthermore, the ongoing development of the National Forest Carbon Inventory will help providing estimates of emission factors. A workshop is planned in 2016 on the establishment of the FRELs/FRLs, building on data collected during the aforementioned studies and analyses. A draft version of the FRELs/FRLs is expected to be validated before the end of 2016.

### Safeguards and Safeguards Information System (SIS)

The Working Group on national safeguards was reorganized in October 2015 to enable different stakeholders to participate and

work together to review relevant policies and measures to be developed within the framework of the REDD+ Strategy for the Cross River State region. During this process, selected existing or already planned policy and regulatory instruments relevant to the REDD+ process was assessed, especially in regard to potential benefits and risks. In addition, the work on safeguards will also draw from and build on the outcomes of the PGA work as well as the assessment of policy, legal and institutional framework on REDD+. The work on safeguards will also be incorporated into the Issues and Options report and the eventual REDD+ strategy. The Strategic Environmental and Social Assessment (SESA), carried out by the FCPF, is further expected to help strengthen advancements for transparency and safeguards in the country.

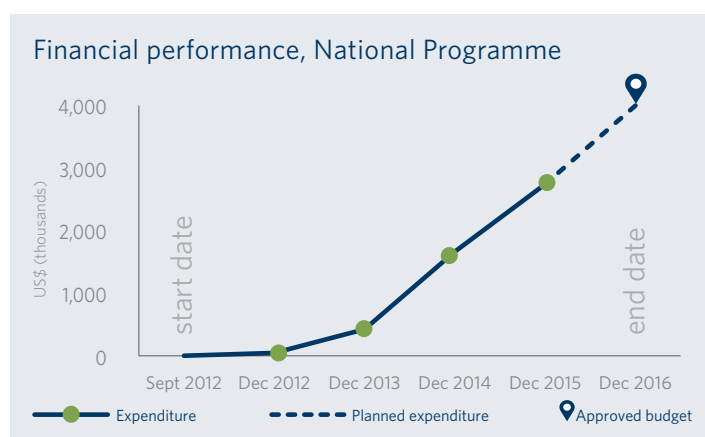
### CBR+

Following Nigeria's CBR+ Country Plan approval, and a series of consultations reaching 70 communities across the three REDD+ pilot sites in Cross River State, 28 CBR+ project concepts were developed by communities. Training was provided to strengthen the proposals and after the formal call for proposal and the subsequent selection process, seven CBR+ projects have been approved and will begin implementation in early 2016. Additional projects are in the pipeline for approval.

### Challenges and Solutions

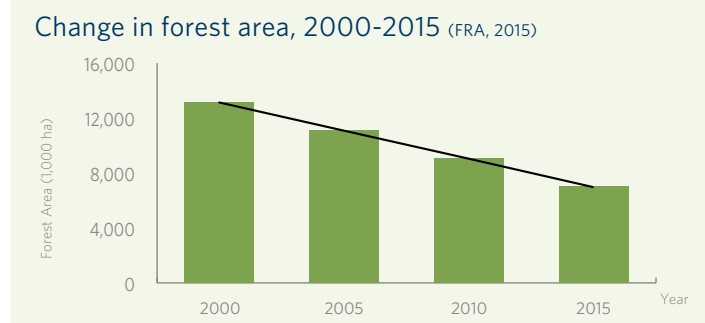

In 2015, the Nigerian NP experienced a number of challenges, summarized below:

1. Over-ambitious programme design was addressed by the joint review Mission's focus on the Warsaw pillars and realigning and re-orienting the NP to the Warsaw pillars.



### Nigeria

Total budget, National Programme	US\$ 4,000,000
Total budget, targeted support	(Part of regional support to West Africa)
Total budget, CNA	(Part of regional needs assessment in West Africa)
Committed CBR+ grant amount	US\$ 282,623 (additional projects are in the pipeline for approval)
Total UN-REDD financial support	US\$ 4,282,623 (+)

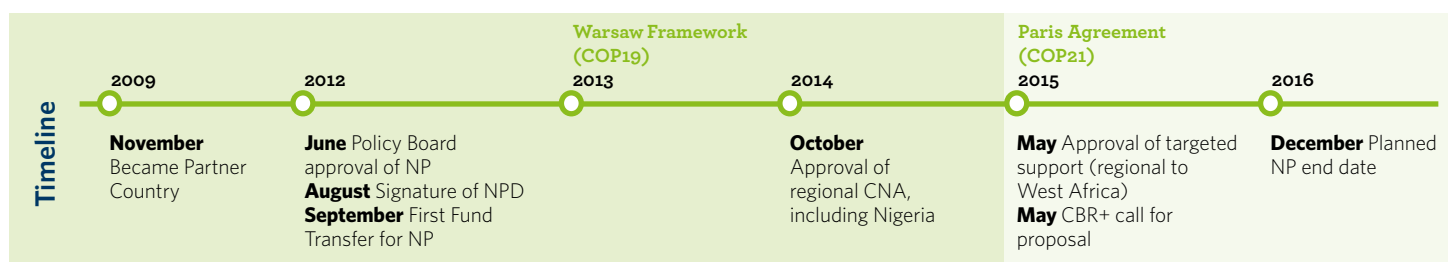




- Increased political will and sense of ownership of the REDD+ process at higher political levels was discussed at meetings with the Governor and Deputy Governor, in CRS, in order to ensure unambiguous commitment to REDD+.
- Limited cross-sectoral engagement and information sharing across different sectors was addressed by the reactivation of the Technical Committees.
- The issue of limited transparency and/or accountability in regard to forest management and enforcement has been

recognized, and this will need to be addressed including through information sharing.

Overall, to enhance inclusive engagement of stakeholders and a communication and stakeholder engagement strategy was initiated. The National Stakeholder Forum has recommended support for additional local community participation. In December 2015, the Project Steering Committee made the commitment to stronger include CSOs in the future.



## 3.31 PAKISTAN

TS

### Progress against the Warsaw Framework for REDD+

Initial targeted support was provided to the preparation of the R-PP, completed in December 2013. Follow up support has assisted Pakistan with the development of a NFMS Action Plan and capacity development activities under the plan, preparedness for REDD+ through increased knowledge and capacity related to the legal and institutional framework at the national and provincial levels (legal preparedness).

#### National REDD+ Strategy/Action Plan

In 2015, a draft report on institutional, policy, legislative and legal context for REDD+ in Pakistan was drafted and submitted to the Office of the Inspector General of Forests (OIGF).

#### National Forest Monitoring System (NFMS)

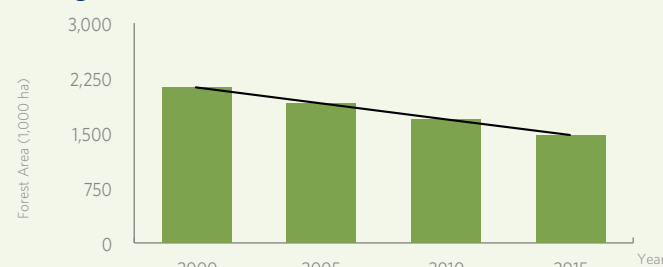
In 2015, trainings have led to increased capacity on Greenhouse Gas Inventory and National Forest Inventory. The NFMS Action

Plan was also finalized and validated by multi-stakeholder national workshop, and endorsed by OIGF.

#### Pakistan

Total budget, targeted support	US\$ 202,000 (35,000 approved in 2015)
--------------------------------	---

Change in forest area, 2000-2015 (FRA, 2015)



## 3.32 PANAMA

NP TS CBR+

### Progress against the Warsaw Framework for REDD+

Panama's NP was complemented with targeted support during the implementation and after the NP ended (funding options for the reduction of emissions, NFMS development and to community-based forestry monitoring). Panama has demonstrated the link between on the ground support and policy formulation as illustrated by COP 21, in which Panama had a center stage in ensuring that REDD had a place in the final text. The country is also benefitting from the CBR+ initiative and has participated in the CNA for Mesoamerica. (See section 3.49). The following achievements are from the targeted support and CBR+ initiative. Achievements as a result of the NP can be found in the NP Final Report ([here](#)).

### National REDD+ Strategy/Action Plan

With NP support Panama completed in 2015 the first part of the participatory process through the "active listening" methodology, resulting in a complete diagnosis of the situation of the forest and deforestation in Panama, including concrete proposals for the National REDD+ strategy from academia, NGOs, private sector, campesino, afro-descendant communities, women groups, and three indigenous groups. In 2015, targeted support

resulted in the identification of sectors with the greatest potential demand for carbon emissions credits in Panama. The Ministry of Environment of Panama (MIAMBIENTE) was supported in the organization of training on carbon trading platforms and their feasibility in the Panama context. Work on financial and market instruments for REDD+ financing has been launched.

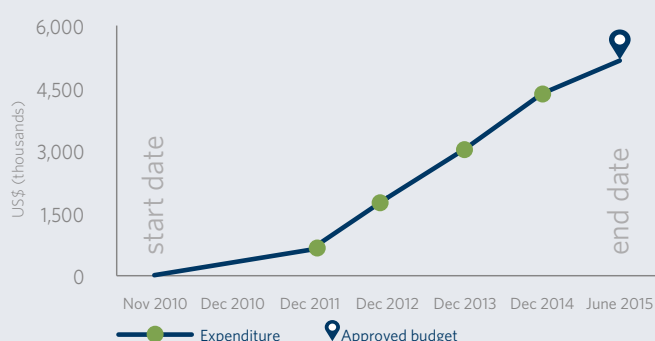
### National Forest Monitoring System (NFMS)

Several technical documents of the components of the NFMS were produced: (1) proposal for implementing NFMS, (2) land use and land cover map, (3) map for historic deforestation (years 1990, 2000, 2006, 2012), (4) geographic information web platform (5) Results of the pilot phase of the national forest and carbon inventory (INFC), and (6) experimental design and recommendations for the final phase of the INFC. Additionally, a data sharing platform for land cover/land use maps was finalized and implemented at the MIAMBIENTE. A draft on community-based protocol of intellectual property on traditional knowledge of floristics species and recollection of herbarium specimens in indigenous territories was reviewed by indigenous and non-indigenous technical staff and approved by the authorities of COONAPIP. Training was conducted in GIS and remote sensing with indigenous technicians of different territories, including theory and practice field for community-based forest monitoring.

### CBR+

Following the CBR+ Country Plan approval with extensive consultation with indigenous, *campesino*, afro-descendant and government stakeholders, and a call for proposals was issued in March 2015. After capacity-building and proposal-writing workshops, 14 CBR+ grants have been committed in total. Of these, 10 grants were made to indigenous organizations and an

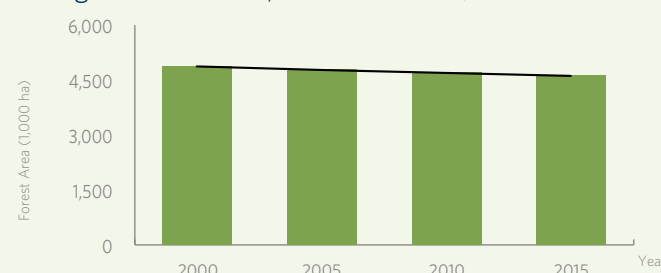
Financial performance, National Programme



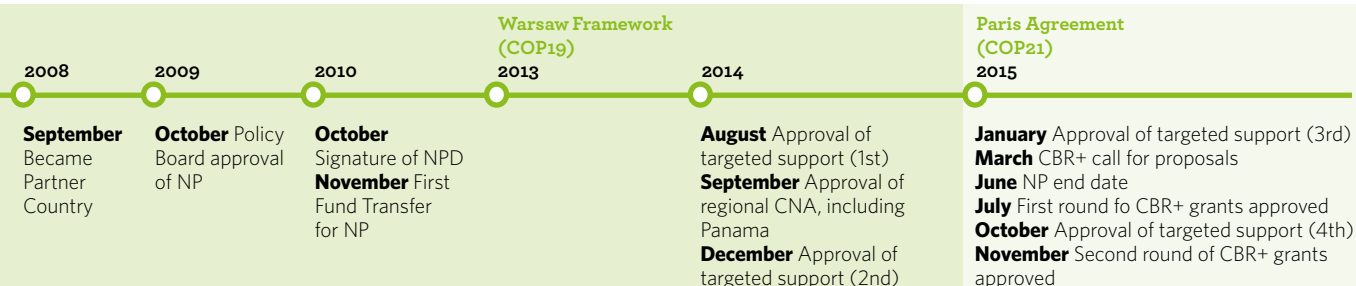
### Panama

Total budget, National Programme	US\$ 5,300,000
Total budget, targeted support	US\$ 573,400 (228,400 approved in 2015)
Committed CBR+ grant amount	US\$ 302,155 (GEF SGP grant co-financing is forthcoming in 2016)
Total UN-REDD financial support	US\$ 6,175,555

Change in forest area, 2000-2015 (FRA, 2015)



### Timeline



additional two grants to NGOs working in indigenous territories. A third round of six additional grants was approved in March 2016. Through the CBR+ initiative (known locally as “Bosques de Vida”), 37 indigenous or community associations have received training on project design and management, proposal writing, and administration of funds. The approved projects focus on

restoring degraded forests through reforestation and conservation of native species; promoting agroforestry and sustainable livelihoods, including reviving indigenous agroforestry systems; and implementing community forest management plans.

### 3.33 PAPUA NEW GUINEA

NP TS

#### Progress against the Warsaw Framework for REDD+

Apart from its National Programme, PNG is also involved in the regional initiative “Strengthening Regional Support to National Forest Monitoring Systems for REDD+ in the Pacific” and supported on FREL/FRL with Fiji, Solomon Islands and Vanuatu (joint targeted support). (Section 4.50).

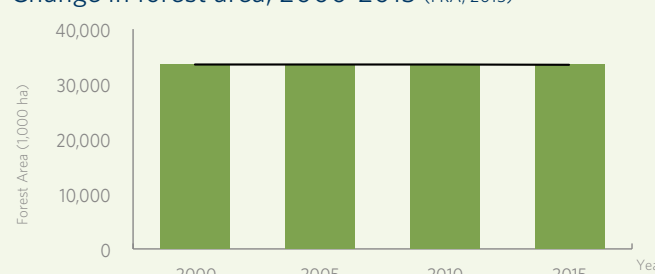
#### National REDD+ Strategy/Action Plan (NS/AP)

While work has not yet started on PNG’s National REDD+ Strategy (NRS), progress was made in 2015 towards the assessment of national circumstances that will feed into and inform strategy options that ultimately will be detailed in the NRS. A study was commissioned on the assessment of the drivers of deforestation and forest degradation in PNG, with the analytical work completed before the end of 2015 and consultation and presentation of the findings due to take place in early 2016. The study is accompanied by a long-list of policies and measures (PAMs) that address the country-specific direct and indirect drivers of deforestation and forest degradation that will be subjected to a consultative process in 2016 to select priority REDD+ actions. These in turn will form the basis of PNG’s NRS, a draft of which will be ready by the end of 2016 and which will undergo consultation and finalization in 2017.

#### Safeguards and Safeguards Information System (SIS)

The draft National Guidelines on Social and Environmental Safeguards were field tested in Milne Bay province at the end of 2014. The indicators identified in the current guidelines need further detailing to cater for regional or provincial circumstances. The Web-portal will be one of the major REDD+ information dissemination tools in PNG, and includes information relevant to the national REDD+ safeguards processes. The Web-portal with forest and land use maps and REDD+ information was launched

Change in forest area, 2000-2015 (FRA, 2015)

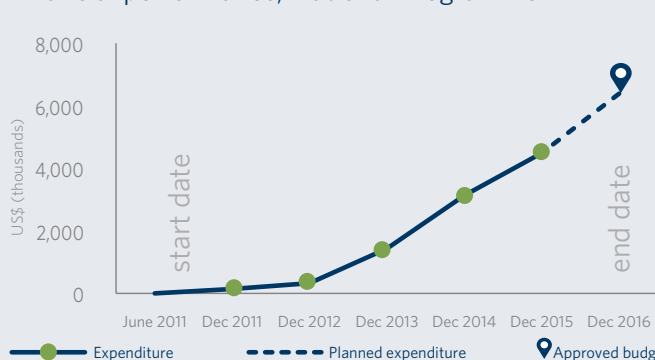


online in 2015 as described in the NFMS section below. A draft of the National Guidelines on FPIC for REDD+ Implementation is available, with sections of the operational guidelines field-tested in 2015.

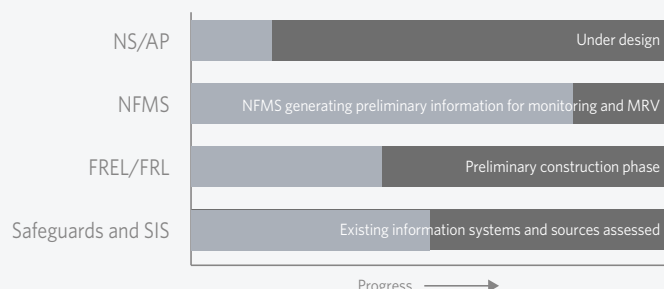
#### Forest Reference Emission Level / Forest Reference Level (FREL/FRL)

A national consultation workshop was held in 2014. The purpose, scope, scale of PNG’s FREL/FRL was discussed and provisional agreement reached. The road map was also produced. Historical forest and land use assessments using Collect Earth and Terra PNG are planned in 2016. The historical average and trend of GHG emissions of forest and land use change in PNG will be

Financial performance, National Programme



#### Progress against the Warsaw Framework



Data Source: NP Annual Report – Joint Assessment

#### Papua New Guinea

Total budget, National Programme	US\$ 6,388,884
Total budget, targeted support	(Part of regional support to the Pacific Islands and collaboration with Fiji, Solomon Islands and Vanuatu)
Total UN-REDD financial support	US\$ 6,388,884 (+)

assessed later in 2016. National development plans and the economic, social and political circumstances, and their influence on future land use change and the impact on GHG emissions were assessed in 2015 of which the report is currently under preparation. GHG emissions from forest degradation caused by commercial logging were also assessed in 2015. After the information of historical forest and land use change in PNG become available later in 2016, PNG's national FREL/FRL will be documented for submission to UNFCCC by the end of 2016. The country is also supported together with Fiji, Guinea, Solomon Islands and Vanuatu through a joint targeted support on FREL/FRL.

### National Forest Monitoring System (NFMS)

Satellite Land Monitoring System (SLMS) in PNG is nearly established. PNG SLMS consists of two different RS/GIS systems using Collect Earth (point sampling) and Terra PNG (wall to wall mapping). PNG Forest Authority (PNGFA) has completed the national forest and land use assessment using Collect Earth in 2014 and the draft publication was prepared in 2015. The Climate Change and Development Authority has completed the Terra PNG assessment in January 2016. Both organizations will conduct historical land use change assessment in 2016. The two different Remote Sensing/GIS monitoring systems operated by two different government organizations provide in-county verification system for ensuring the accuracy and the reliability of the forest and land use information.

The methodology of National Forest Inventory was established, forest was stratified based on the Collect Earth assessment, 1000 clusters to be surveyed were selected and mapped, the capacity of PNGFA and collaborating organizations were built through numerous trainings, and the field sampling was commenced in December 2015. It will take a few years for

NFI to be completed. However, the preliminary NFI data and information of previous studies in PNG will contribute to develop tentative Emission Factors to estimate GHG emissions on forest and land use change.

Web-portal including forest and land use information and maps produced by Collect Earth and Terra PNG assessment was developed and launched on internet in October 2015 for testing and consultation purposes. All the stakeholders agreed to make the Web-portal available to public and it will be officially launched by the Prime Minister on 9th March 2016. The Web-portal disseminates the land use and REDD+ information for ensuring transparency of PNG REDD+ process.

PNG is also involved in the regional initiative "Strengthening Regional Support to National Forest Monitoring Systems for REDD+ in the Pacific" (targeted support).

### Challenges and Solutions

REDD+ is a cross-sectoral issue and as such it is always challenging implementing activities with multiple partner organizations. The establishment and launching of the web-portal was one of the most difficult cases because the data and information shown in the Web-portal were provided by many organizations from both the government and private sector. Numerous meetings and consultative workshops with all relevant stakeholders were held. It was a lengthy process but ultimately agreement was reached to launch the Web-portal to make the information publicly available. Such processes often taken longer than anticipated, however this is a necessary process and it is important to spend sufficient time and effort to ensure all stakeholders understand the necessity and importance of the work.



## 3.34 PARAGUAY

NP TS CBR+

### Progress against the Warsaw Framework for REDD+

Complementary to Paraguay's NP, approved in 2011, targeted support was provided to the development of the NFMS web dissemination platform. The country is also one of the pilot countries of the CBR+ initiative.

### National REDD+ Strategy/Action Plan

In 2015, the NP supported the formulation of a preliminary draft of the National REDD+ Strategy (NRS), which is linked to the 2030 National Development Plan for Paraguay. The NRS takes into account results from a number of different studies including

the direct and indirect drivers of deforestation and forest degradation. These studies have also identified further actions and activities that will need to be completed and incorporated into the NRS (e.g. incorporation of the private sector). A final consultation and validation process including additional sectoral stakeholders will be initiated in 2016.

### National Forest Monitoring System (NFMS)

In 2015, Paraguay has made good progress in defining the design of the NFMS with support from the NP. Achievements include the development of a management framework for



the design and implementation process as well as a strategy to expand work on the National Forest Inventory (NFI), the National GHG inventory and the national satellite systems. It should be mentioned that there are little financial resources available at this point to institutionalize the inventories and services mentioned above. In the past, targeted support was provided which led to enhanced capacity on development of methodologies and techniques for mapping forest coverage and forest cover changes tailored to the country's national situation and built on existing remote satellite data, technology and cartography in the country and using free and open source tools. The national web portal for the dissemination of the geospatial data is fully operational.

### Forest Reference Emission Level / Forest Reference Level (FREL/FRL)

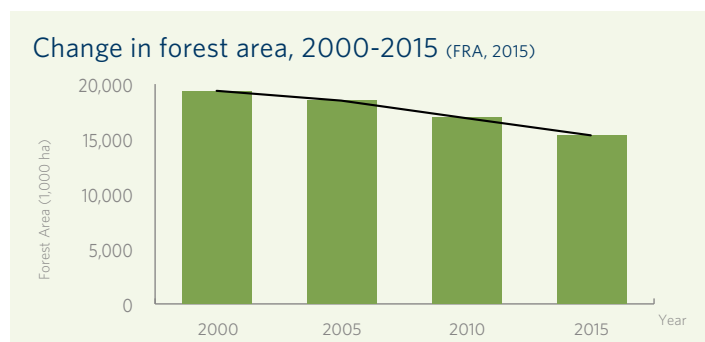
Supported by the NP, Paraguay completed a draft FREL in 2015, which was validated by national authorities and the national REDD+ technical team (ETN). The proposed FREL is in line with the National GHG inventory for the LULUCF sector, and will be submitted to the UNFCCC in January 2016. The completion of this pillar of the Warsaw Framework is a renewed commitment to the REDD+ process in the country.

### Safeguards and Safeguards Information System (SIS)

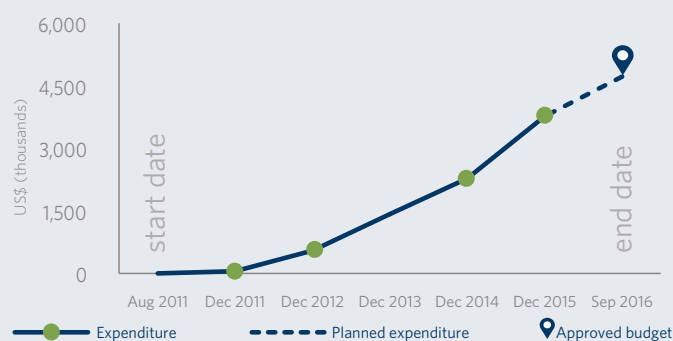
During the reporting period, the NP supported Paraguay in the development of a roadmap outlining the design of the SIS. The roadmap was shared and explained to all relevant stakeholders; however some challenges emerged in the understanding of what was required to identify safeguard related activities in the country. Focus on the SIS in 2015 has been on setting up key working groups that are familiar with REDD+ related issues including a working group specifically on safeguards which was established within the national technical team for the NP. The working group has received significant support from the NP and associated UN agencies to facilitate a process of consultative discussion for all stakeholders.

### CBR+

In addition, following Paraguay's CBR+ Country Plan approval, stakeholder consultations, trainings on proposal writing and other capacity-building activities for 47 communities, and the call for proposals, 13 CBR+ projects were selected by the CBR+ National Steering Committee. This first round of CBR+ projects includes activities to support sustainable agroforestry initiatives;



### Financial performance, National Programme



### Paraguay

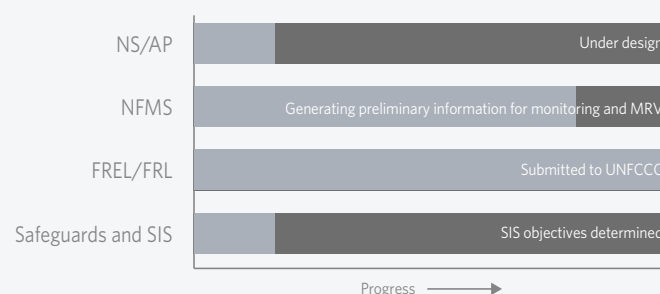
Total budget, National Programme	US\$ 4,720,001
Total budget, targeted support	US\$ 100,000
Committed CBR+ grant amount	US\$ 400,000 (+66,108 from matching GEF SGP co-financing)
Total UN-REDD financial support	US\$ 5,220,001

community restoration of degraded forests; and strengthening of indigenous organizations to participate in REDD+. Once grants are disbursed, at least three participatory workshops are planned with the beneficiary organizations to monitor their projects and provide feedback and ongoing support.

### Challenges and Solutions

During the first half of 2015, a technical challenge relating to the development of the NFMS was experienced whereby it became clear that a completion of base maps for the NFMS would not be possible for the identified historical years. In addressing this, through the NP and specific support from FAO, experts developed a training programme and further identified methodologies and tools that allowed the incorporation of additional data for the years 2000, 2005, 2011, 2013 and 2015, and to carry out an analysis of the loss of forest cover during that time. The collected data will also contribute to the data and quality of the FREL/FRL. An unexpected challenge was also experienced relating to delays caused in field work exercises by certain climatic factors. Due to a lack of legal agreements

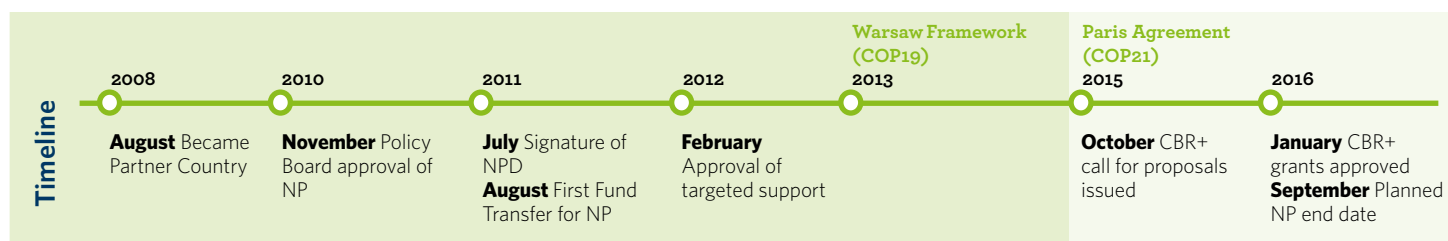
### Progress against the Warsaw Framework



Data Source: NP Annual Report – Joint Assessment

between the implementing partners, institutionalization of the NFMS was not possible. The legal agreements are expected to be finalized in the first half of 2016. Lastly, it became evident that additional expertise and trainings were required for the National

Forestry Institute (INFONA) and the national Secretariat for the Environment (SEAM) to better prepare staff involved in the programme.



### 3.35 PERU

TS CNA

#### Progress against the Warsaw Framework for REDD+

Targeted support is being provided to stakeholder engagement, training for REDD+ specifically in the Peruvian context of indigenous peoples and other local stakeholders related to forests, financial REDD+ mechanism design, SIS institutional context analysis, classification system of land use; forest inventories; NFMS; regulation and guidelines of Forestry and Wildlife Law; private sector involvement and business models for the private sector in the conservation of forests, ecosystem services and REDD+; and social and environmental benefits of REDD. The country also undertook a needs assessment, supported by UN-REDD. Peru's National Programme was provisionally approved in 2015.

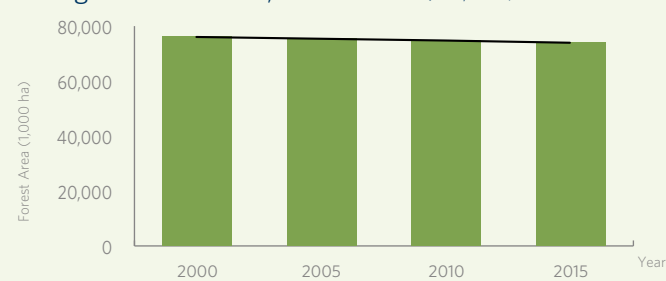
#### National REDD+ Strategy/Action Plan

Initial targeted support to Peru (2013-14) related to awareness raising, capacity building and consultation workshops on key issues such as stakeholder engagement, SIS (see below), benefit distribution and institutional context analysis to provide anti-corruption recommendations. The reports and videos (in English and Spanish) captured results and impacts based on the perspectives of those involved directly at the country-level. Follow up support (2014-15) is being provided and has led to the following achievements (in 2015): indigenous peoples strengthened capacities on REDD+. (The process included reaching an agreement between the Government of Peru and indigenous people's organizations representatives on the capacity building strategy, an approach to include gender, and the topics to be included in the strategy) and inputs collected at the local level for the first draft of Peru's National Strategy on Forests and Climate Change. As part of this process, a financial interim arrangement to implement the Joint Declaration of Intent Peru-Norway/Germany reached (JDI) has been agreed, while the Fund design continues. Feasibility analysis launched for developing a carbon market as a funding alternative source for Peru's National REDD+ Strategy. Database on forestry sector

#### Peru

Total budget, targeted support	US\$ 1,070,763
Total budget, CNA	US\$ 96,000
Total UN-REDD financial support	US\$ 1,166,763

Change in forest area, 2000-2015 (FRA, 2015)



initiatives as an input for identification of priority areas for REDD+ activities that consider social and environmental benefits of REDD+ is completed. Targeted support has also supported Peru in building capacities to implement the Forest and Wildlife Law and its associated regulations.

The needs assessment in Peru has focused on the transition from readiness to implementation. This is common in countries with other initiatives, particularly where payments for results coexist. The assessment includes progress and gaps under the UNFCCC and other bilateral arrangements, coordination among REDD+ projects, management and communication between donors and Peru for the financing of REDD+ activities as well as the sequencing and coordination of support. The assessment is expected to be finalized by April 2016.

#### National Forest Monitoring System (NFMS)

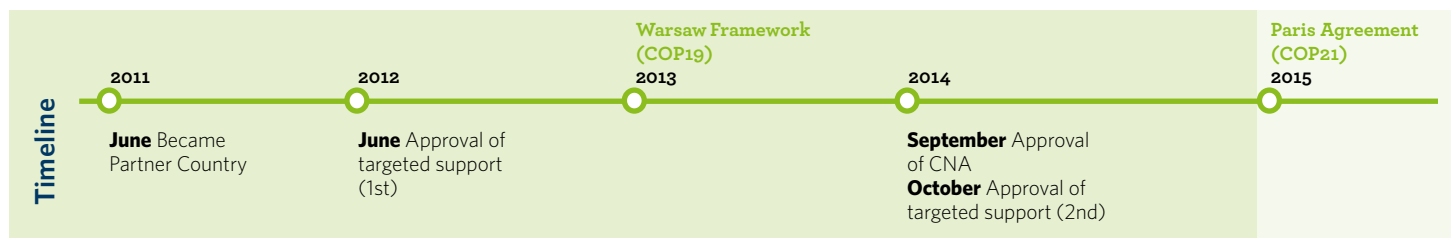
The Land Cover Classification System methodology and tools have been applied as a pilot experience in Ucayali and San Martin.

#### Safeguards and Safeguards Information System (SIS)

Stakeholders and institutions related to the SIS have been identified; current information system as well as technical, financial, and institutional capacities of entities potentially providing/generating information for the SIS have been assessed. Follow up actions include: developing recommendations from a comparative analysis of SIS designs/progresses in four countries

(Brazil, Costa Rica, Ecuador, and Mexico); developing a proposal for Peru's SIS institutional arrangements; and (3) developing specific recommendations for the draft SIS designed developed by MINAM. These outputs are expected to integrate elements of a country safeguard approach ensuring that links are made

with the national strategy and legal framework analysis as well as how differing safeguard requirements can converge in a coherent manner within the SIS, taking also into account other inputs under development such as SESA.



### 3.36 THE PHILIPPINES

NP TS

#### Progress against the Warsaw Framework for REDD+

Complementary to the achievements of the NP (completed in 2013), Philippines received targeted support on REDD+ corruption risks, REDD+ Safeguards information and NFMS. Specific achievements in 2015 include:

#### National REDD+ Strategy/Action Plan

Initial targeted support resulted in a REDD+ Corruption Risk Assessment in REDD+ implementation by the Philippines' Ateneo School of Government, guided by the Forest Management Bureau. The study pointed to strategic priority areas for intervention to tackle REDD+ corruption risks. The analysis used nationally-contextualized analytical frameworks of the National REDD+ Strategy and the Integrity Development Review (IDR) under the Office of the Ombudsman. Gender disaggregated data allowed for the different perceptions and experiences of women and men in the forest sector.

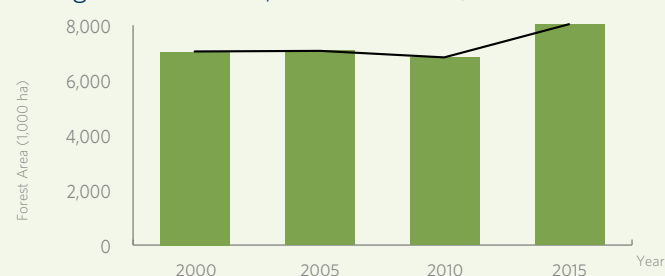
#### National Forest Monitoring System (NFMS)

In 2015, targeted support was approved and is in preparation phase for the development of an Action Plan for the implementation of a NFMS addressing the country's needs for forest resources monitoring. The targeted support will build on achievements of the NP, particularly on capacity development activities related to the countries GHG-I, SLMS and NFI.

#### Safeguards and Safeguards Information System (SIS)


Local capacity to participate in the national safeguards process was supported through a capacity building programme.

Change in forest area, 2000-2015 (FRA, 2015)



#### The Philippines

Total budget, National Programme	US\$ 500,000
Total budget, targeted support	US\$ 231,000 (100,000 approved in 2015)
Total UN-REDD financial support	US\$ 731,000



## 3.37 THE REPUBLIC OF THE CONGO

NP

### Progress against the Warsaw Framework for REDD+ National REDD+ Strategy/Action Plan

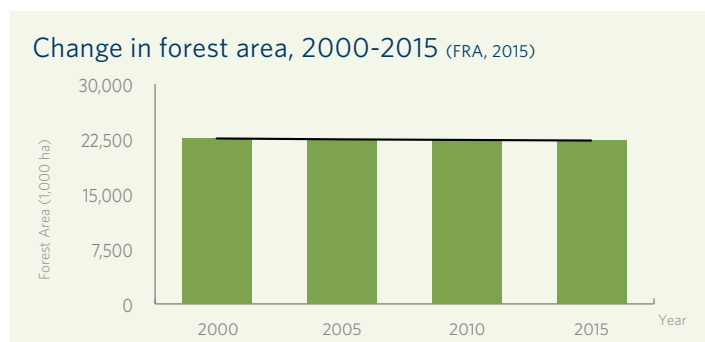
The preliminary draft of the National REDD+ Strategy was validated by national stakeholders in December 2014 following consultations and workshops at the departmental and national level. Currently, major concerns expressed by international partners who support the REDD+ process in the Republic of Congo (UN-REDD and FCPF) are being integrated in the Strategy. High-level panels have begun the work of harmonization of the National REDD+ Strategy with sectoral strategies to consolidate the final version, and better integrate sectoral concerns in the REDD+ Investment Plan. The final version of the Strategy will be available in 2016.

### National Forest Monitoring System (NFMS)

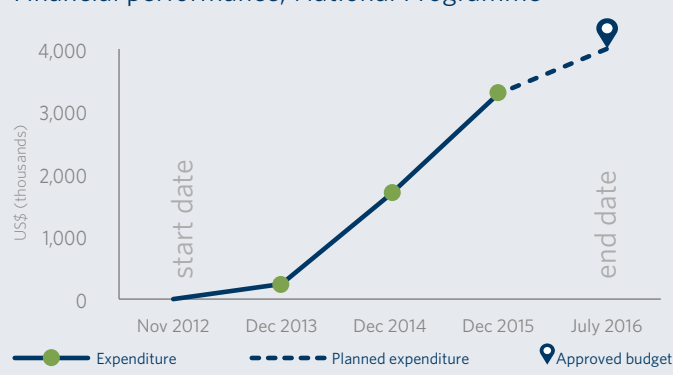
The Republic of Congo has initiated a broad consultative and technical process to further the MRV process in the country, building on existing national expertise in management and forest certification. The development of projects related to MRV has advanced, and a NFMS portal is now being developed; the first experimental version is awaiting national validation. The analysis and data processing for the National Forest Inventory (NFI) will be completed in early 2016. The Republic of Congo has further developed a new mapping system, combining the products from GAF-AG, Global Forest Change (GFC) and Forêts d'Afrique Centrale Évaluées par Télédétection (FACET), meeting the new definition for forests that was adopted during a national workshop in March 2014. In addition, two capacity building workshops were held on Greenhouse Gas Inventory. Moreover, the Republic of Congo has submitted two national communications on NFMS to the UNFCCC, with a third communication currently being prepared. A beta version of the web portal has been introduced and is currently under construction for the country.

### Forest Reference Emission Level / Forest Reference Level (FREL/FRL)

To construct the FREL, an extensive data collection programme was launched at the national level that includes data for the period of 2000-2012, taking into account information on deforestation and degradation (logging, mining, agribusiness and infrastructure). All data was validated during a national workshop attended by officials of all relevant sectors in which the



### Financial performance, National Programme



### The Republic of the Congo

Total budget, National Programme

US\$ 4,000,000

data was taken. The FREL has since been presented at COP21 in Paris, France, in December 2015. The final FREL, is to be validated at meetings in January 2016, with submission to the UNFCCC in January 2016.

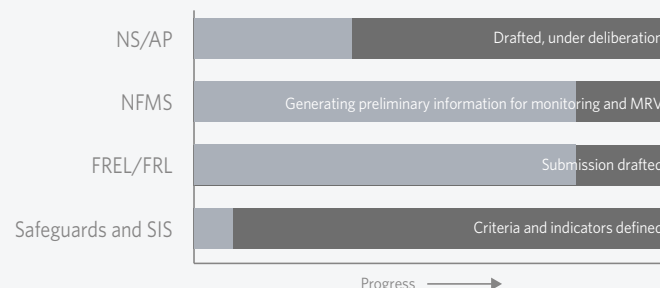
### Safeguards and Safeguards Information System (SIS)

Criteria and indicators for the national SIS have been identified following working group meetings and consultations with the responsible departments and validated at a national workshop. The adoption of those criteria and indicators is the first step in building the SIS, although it remains to be seen how carrying out field tests to ensure their consistency with national circumstances should best be done.

### Challenges and Solutions

In 2015, the NP had all the operational elements in place (structures, staff, and enhanced capabilities) to support successful implementation of the NP. The main challenge encountered was in ensuring the quality of the activities undertaken throughout the year. This challenge resulted from an agreement between UNDP and CN-REDD which allowed the NP to bypass certain requirements and speed up implementation,

### Progress against the Warsaw Framework



Data Source: NP Annual Report – Joint Assessment



however the quality of the process and results have been affected. In addressing this and supporting the final months of programme implementation, it is important that capacity

is added in the National Coordination of the NP to ensure achievement and quality of results.



## 3.38 SOLOMON ISLANDS

NP TS

### Progress against the Warsaw Framework for REDD+

The following achievements presented are from the targeted support received by Solomon Islands, achievements resulting from the NP can be found in the NP Final Report ([here](#)).

#### National Forest Monitoring System (NFMS)

Solomon Islands is also participating in the regional initiative "Strengthening Regional Support to National Forest Monitoring Systems for REDD+ in the Pacific". (See section 3.49).

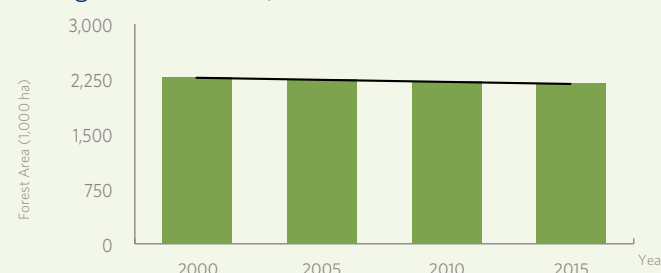
#### Solomon Islands

Total budget, National Programme	US\$ 550,000
Total budget, targeted support	(Part of regional support to the Pacific Islands and corroboration with Fiji, PNG and Vanuatu)
Total UN-REDD financial support	US\$ 1,035,278 (+)

### Forest Reference Emission Level / Forest Reference Level (FREL/FRL)

The country is supported jointly with Fiji, PNG and Vanuatu on FREL/FRL through targeted support. (Section 3.49).

Change in forest area, 2000-2015 (FRA, 2015)



## 3.39 SOUTH SUDAN

TS CNA

### Progress against the Warsaw Framework for REDD+ National REDD+ Strategy/Action Plan

Initial targeted support was provided to enhance stakeholder engagement in forest governance and REDD+ in response to specific technical and capacity needs identified by the country to strengthen national REDD+ readiness. Understanding and

#### South Sudan

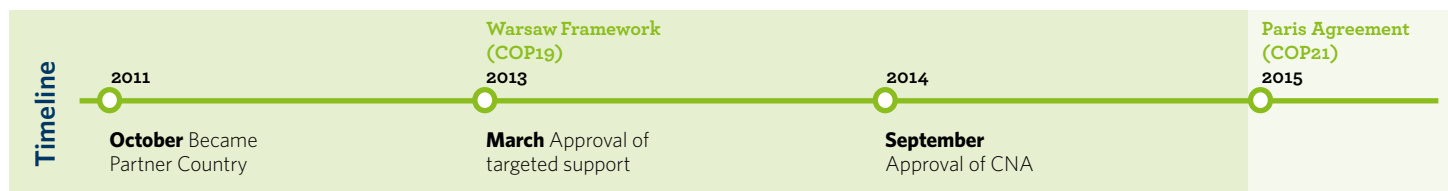
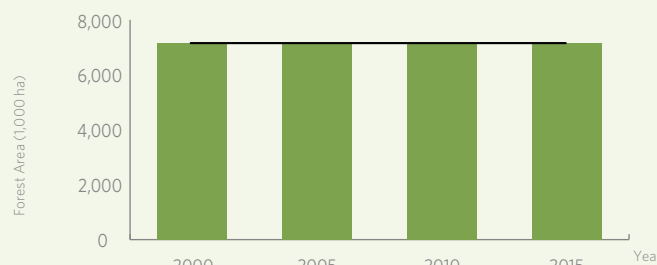
Total budget, targeted support	US\$ 46,729
Total budget, CNA	US\$ 80,000
Total UN-REDD financial support	US\$ 126,729

capacity were built on the importance of forests and the REDD+ mechanism and its challenges and opportunities for South Sudan were identified and platforms for stakeholder engagement strengthened. While the targeted support started before 2015, the country build on this further in 2015 by developing training manuals and awareness raising materials to further enhance the work on stakeholder engagement in REDD+.

An ongoing Country Needs Assessment is aiming to identify South Sudan's needs and opportunities to engage in or complete REDD+ readiness and assess the stages of readiness. This may inform tailored support according to specific national

circumstances. The assessment methodology was established based on consensus among and consultation of 50 stakeholders from the Executive and Legislative branches of government, civil society, international development partners and donor community during inception workshop and initial exploratory mission to Juba. The methodology will seek to establish a priority needs matrix outlining technical, institutional and financial needs as well as highlighting opportunities for REDD+ readiness objectives to be embedded in on-going policy and legislative framework reviews and actions on the ground<sup>38</sup>.

Change in forest area, 2000-2015 (FRA, 2015)



## 3.40 SRI LANKA

NP TS CBR+

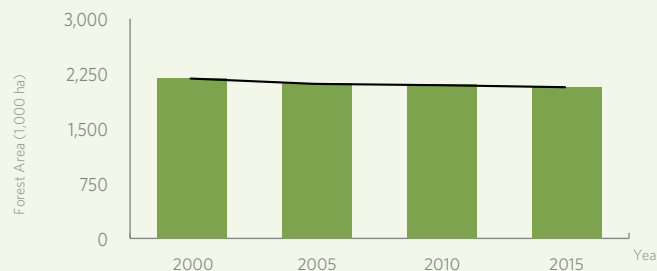
### Progress against the Warsaw Framework for REDD+

Initial targeted support assisted Sri Lanka to finalize its REDD+ Readiness preparation and helped preparing the MRV action plan. After the NP was approved, supplementary targeted support has assisted Sri Lanka in the context of gender considerations in REDD+ policy processes. The country is also benefitting from the CBR+ initiative.

#### National REDD+ Strategy/Action Plan

A roadmap for the National REDD+ strategy development was formulated in 2015 through which Sri Lanka's vision for REDD+ in Sri Lanka was developed with representatives of key national and sub-national stakeholder groups. Drivers of deforestation and forest degradation, identified in 2014, were analyzed in 2015 to identify options for potential strategic REDD+ Policies and Measures (PAMs) for addressing the drivers. The PAMs were then prioritized through a stakeholder-defined multi-criteria process. A financial mechanism was designed to access and manage potential REDD+ funds from international sources. A study on fund management was completed with recommendations for designing a financial mechanism to access and manage potential REDD+ funds from external sources, which

Change in forest area, 2000-2015 (FRA, 2015)



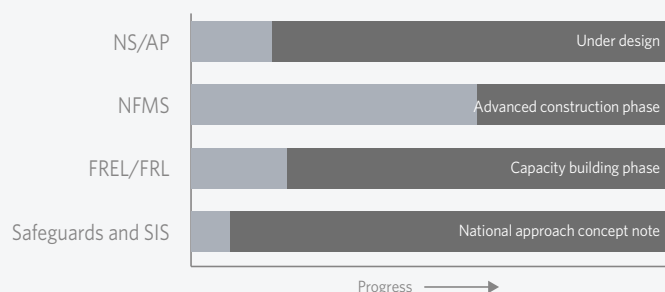
will be incorporated into the National REDD+ strategy. Ongoing support is being provided to analyze the tenure implications of prioritized PAMs. High-level support for REDD+ was further strengthened through the dialogue with key government policy makers including the Secretary of the Ministry of Mahaweli Development and Environment (MMDE).

A new multi-stakeholder task force on national policies and strategy was formed to provide and coordinate inputs to the strategy development process. To strengthen women's inclusion and integrate gender considerations into Sri Lanka's work on enhancing stakeholder engagement in REDD+ readiness a policy brief was developed which identified key gender equality messages and entry points for action; awareness raised and capacity developed among CSO Platform and policy makers to strengthen gender sensitivity in providing policy feedback; and gender sensitive forest experiences and good practices were collected and documented to inform the REDD+ policy process.

#### National Forest Monitoring System (NFMS)

Throughout 2015, the MRV task force continued to meet regularly and provide guidance and support for the development of the NFMS development. Major achievements for 2015 include

### Progress against the Warsaw Framework



Data Source: NP Annual Report – Joint Assessment

the development and validation of the parameters for the National Forest Inventory (NFI) and Satellite Forest Monitoring System (SLMS), trainings on the principles of NFMS, Google Earth for forest cover mapping, Land Cover Classification System (LCCS) and the update of 1985 land cover/use data to 2000 and 2010. Over 45 personnel from about 15 different institutions including government and academia benefited from these events. Other important maps like agro-ecological map, soil map, environmental protection areas, administrative boundaries (country, province and districts), rail, road, river, contour map to prepare digital elevation models were collected from departments represented on the MRV Task Force and provided to the NFMS development team in FAO HQ Rome. The beta version of the web portal is ready and will be launched in 2016.

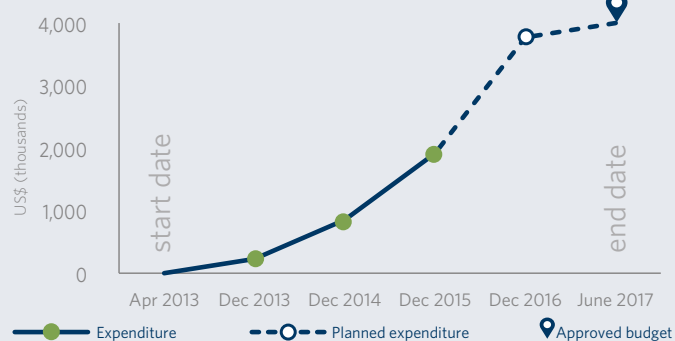
### Forest Reference Emission Level / Forest Reference Level (FREL/FRL)

A training session on the development of the FREL/FRL was held in September 2015 with 22 participants from 11 stakeholder institutions. A FREL/FRL action plan was developed and a FREL/FRL Technical Working Group (TWG) initiated. The NP is supporting the government to resolve data gaps on forest cover for years 2005 and 2015 to obtain a complete forest cover data time series (1992, 1996, 2005, 2010 and 2015) for the development of the FREL/FRL. The forest cover map for 2015 is in preparation by the Forestry Department.

### Safeguards and Safeguards Information System (SIS)

As part of the work on safeguards, a study on a grievance redress mechanism for REDD+ reviewed the potential PAMs to identify potential grievances. Also, through TS a study on gender mainstreaming and women's inclusion in REDD+ was conducted to make policy recommendations for greater women's inclusion in REDD+ policy processes. The results from these

### Financial performance, National Programme



### Sri Lanka

Total budget, National Programme	US\$ 4,000,000
Total budget, targeted support	US\$ 43,900
Committed CBR+ grant amount	US\$ 425,000 (GEF SGP grant co-financing is forthcoming in 2016)
Total UN-REDD financial support	US\$ 4,468,900

initial assessments will be taken into consideration when the safeguards and SIS activities commence in 2016.

### CBR+

Following Sri Lanka's approval of its CBR+ Country Plan with consultation with communities and indigenous peoples presentation to the CSO platform for REDD+ and a call for proposals, eight CBR+ projects have been funded to date. In addition, two grants to civil society organizations to provide knowledge management and capacity building support to the CBR+ initiative were approved. The projects are focusing on



Participants at a Capacity Building Workshop for CBR+ grantees, Sri Lanka, October 2015. SGC, 2015.

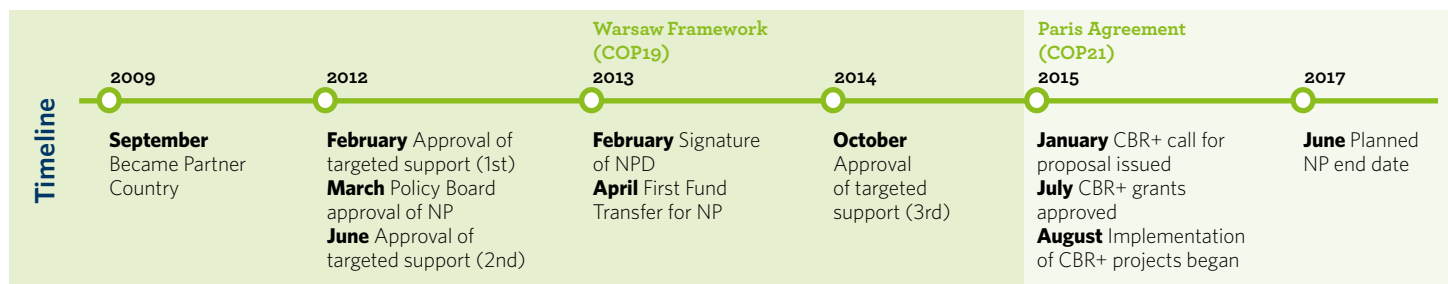
supporting communities' sustainable management of forests through strengthening community conservation networks and management committees, providing legal support and advice, establishing participatory monitoring systems and supporting alternative livelihoods to reduce pressure on community forests. Also, 37 communities and local NGOs have received training on REDD+ themes through the CBR+ initiative through a series of workshops.

## Challenges and Solutions

External factors have caused delays to implementation of the NP in 2015, largely due to two national elections held during the year. The elections themselves and the subsequent change of government, reorganization of ministries and changes in senior government personnel have all led to delays in NP implementation. Additional challenges were also experienced due to difficulties in finding suitably knowledgeable national personnel and consultants with the expertise needed to conduct the studies and activities under the NP as well as delays in recruitment and selection processes were experienced.

Raising awareness more generally, among government and private sector stakeholders, is taking more time than initially expected, first in ensuring understanding of the concept and second relating the concept to stakeholders' work mandates. Different stakeholders often interpret REDD+ concepts in different ways, depending on their professional circumstances. The communication strategy has taken this into account. Furthermore, the NP was designed well before the inception. Some of the activities and modalities proposed in the NP have proved to be inappropriate during programme implementation, which required the technical officers to redesign some of the key concept notes.

In addressing some of the challenges, a full-time Chief Technical Advisor (CTA) was in place from March 2015, after which implementation of NP activities has been markedly more efficient. Due to the external factors, the PMU requested a no-cost extension until June 2017, which was endorsed by the PEB.



## 3.41 THE SUDAN

TS

### Progress against the Warsaw Framework for REDD+ National REDD+ Strategy/Action Plan

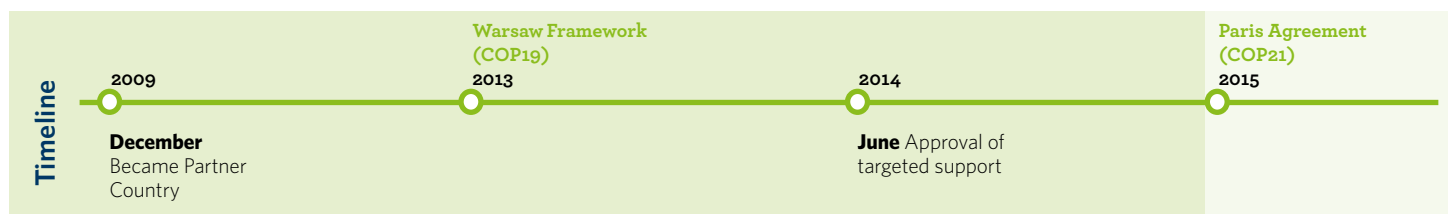
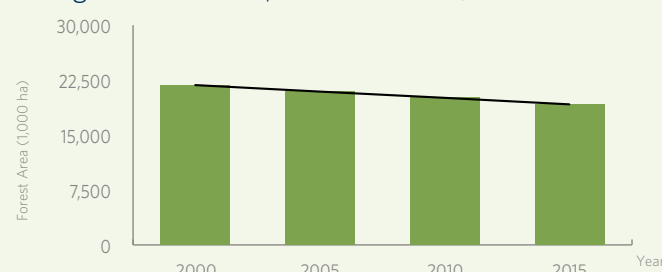
Through targeted support in 2014-2015 the country capacity on technical aspects of REDD+ was built and follow-up actions to be undertaken in preparing for REDD+ outlined. A multi-stakeholder workshop was held on the REDD+ components, REDD+ and climate change, Sudan's REDD+ process to date, including an assessment of country needs, as well as presentations from local communities and the private sector.

#### The Sudan

Total budget, targeted support

US\$ 27,900

Change in forest area, 2000-2015 (FRA, 2015)





## 3.42 SURINAME

TS

### Progress against the Warsaw Framework for REDD+ National REDD+ Strategy/Action Plan

Initial targeted support in 2012-2013 contributed to the enhanced capacity of the Climate Compatible Development Agency to lead the preparation of and submission of the national R-PP. Follow up support for stakeholder engagement strengthening has included an assessment of the national-level grievance mechanisms and a review was undertaken of the key findings of the Saramaka judgment, implications for REDD+ in Suriname, and opportunities

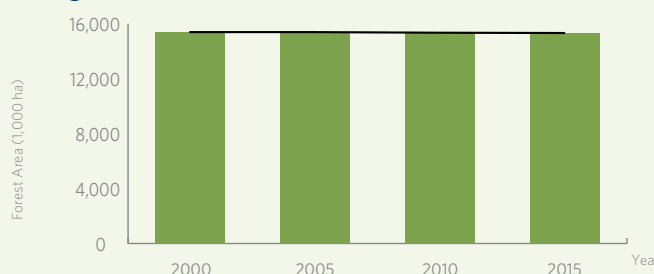
#### Suriname

Total budget, targeted support

US\$ 165,000

and challenges for addressing these implications.

Change in forest area, 2000-2015 (FRA, 2015)



#### Timeline

2011

**October** Became Partner Country

2012

**August** Approval of targeted support (1st)

Warsaw Framework (COP19) 2013

**September** Approval of targeted support (2nd)

Paris Agreement (COP21) 2015

## 3.43 TANZANIA

NP

### Progress against the Warsaw Framework for REDD+

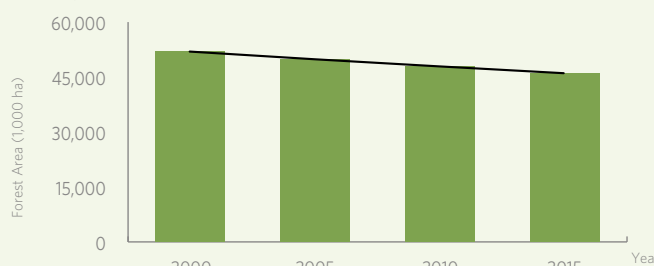
The United Republic of Tanzania was supported by a NP between 2009 and 2013. During this time the country was supported on i) National governance framework and strengthened institutional capacities for REDD; ii) increased capacities for capturing REDD elements within National Monitoring, Assessment, Reporting and Verification Systems; iii) improved capacities to manage REDD and provide other forest ecosystem services at district and local levels and lastly; and iv) broad based stakeholder support for REDD in Tanzania.

#### Tanzania

Total budget, National Programme

US\$ 4,280,000

Change in forest area, 2000-2015 (FRA, 2015)



#### Timeline

2008

**September** Became Partner Country

2009

**March** Policy Board approval of NP  
**December** Signature of NPD

2010

**January** First Fund Transfer for NP

Warsaw Framework (COP19) 2013

**June** NP end date

Paris Agreement (COP21) 2015

## 3.44 TUNISIA

TS

CNA

### Progress against the Warsaw Framework for REDD+

Targeted support to Tunisia with its focus on tenure issues and a needs assessment on institutional assessment and NFMS. The CNA focuses on MRV needs, a topic that Tunisia has already progressed on and wishes to use as an opportunity to exchange with other countries from the region. The targeted support provides support to

other pillars of readiness (tenure and institutional arrangements), assessing not only needs but making proposals to progress on these issues. A national inception workshop was held in June and included representatives from Algeria, Morocco and Lebanon to foster regional collaboration.

### National REDD+ Strategy/Action Plan

The mentioned workshop was an opportunity to discuss the Voluntary Guidance on Tenure and their relationship with REDD+. A draft tenure assessment report was submitted for review. An institutional context analysis was undertaken, which produced specific recommendations on political, institutional and legal aspects as well as on the involvement of the private sector and financing<sup>39</sup>. An inventory of forest land titles in the archives continued throughout the period in order to get a more accurate estimate of forest land under the jurisdiction of the Forestry Department.

### National Forest Monitoring System (NFMS)

The capacity and needs associated with the establishment of a NFMS were assessed in 2015 (report will be finalized in April 2016), aiming at providing a technical framework for the

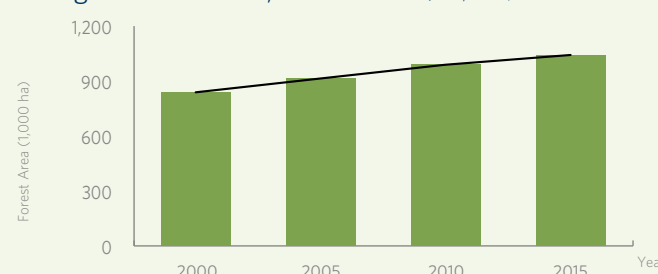


Tunisian NFMS as well as elements for its institutional inception. The activity originates from a detailed analysis of stakeholders' prerogatives and potential contribution of the NFMS. Most of the proposed NFMS modules are based on existing administrative structures and existing data and systems.

#### Tunisia

Total budget, targeted support	US\$ 79,500 (approved in 2015)
Total budget, CNA	US\$ 117,400
Total UN-REDD financial support	US\$ 196,900

Change in forest area, 2000-2015 (FRA, 2015)



## 3.45 UGANDA

NP TS

### Progress against the Warsaw Framework for REDD+

Uganda has been receiving targeted support and has a National Programme since 2014.

### National REDD+ Strategy/Action Plan

The development of the REDD+ Strategy in Uganda commenced in 2015 with the undertaking of a number of gap studies which will feed into the larger development process to be undertaken in 2016. The development of the National Strategy will also be supported through funding from the FCPF.

### National Forest Monitoring System (NFMS)

In 2015, Uganda's progressed on its NFMS in a number of key areas, these include:


- Monitoring function:** Capacity building exercises for forest inventory and mapping experts was conducted and will continue to be implemented in 2016.
- Satellite Land monitoring system:** Key data sets (1990, 2000, 2005, 2010 and 2015) are nearly complete, pending the completion of the accuracy assessment to be conducted in 2016. A plan for future continuous assessment is in place and capacity building of the key officers within relevant institutions has been initiated and will extend to 2016.
- National Forestry inventory:** Tools and equipment to strengthen the capacity of National Forestry Authority (NFA) staff in the conduction of field inventory have been procured and delivered. Training on the use of automated (mobile) system has been delivered and the new system (Open Foris) for data collection deployed.

### Forest Reference Emission Level / Forest Reference Level (FREL/FRL)

Development of the FREL/FRL is mainly supported through the FCPF-WB and the ADC, with a support on capacity building provided through the NP. As of December 2015, a forest definition was finalized and technically endorsed by the methodological task-force (TF) and National Technical Committee (NTC). Its submission for final endorsement to the National Climate Change Advisory Committee (NCCAC) is planned by March 2016. Additional achievements include 1) Time-series data set for the years 1990, 2005, 2010 and 2015 are available and 80% of year 2000 is complete; 2) emission factors (EF) have also been estimated for 3 out of 4 identified forest strata; 3) Forest Inventory is on-going in order to fine-tune the identified EF and calculate/estimate the missing one; and 4) An agreement on a national scale for the FREL/FRL has been reached by the Task Force and NTC and is ready for submission to NCCAC. Lastly, a stakeholder meeting aimed at agreeing on appropriate methodology for the Ugandan reference level is planned to be conducted in April 2016.

### Safeguards and Safeguards Information System (SIS)

Development of the SIS is mainly supported by funds through the Austrian Development Cooperation (ADC) and requires consolidation and finalization. Targeted support from UN-REDD included in-kind support towards the development of a country approach to safeguards, on: (a) preparing well-thought out terms of reference including setting out good criteria for evaluating technical bids; (b) looking at the deliverables of service providers (contractors and consultants) with a view to ensuring that



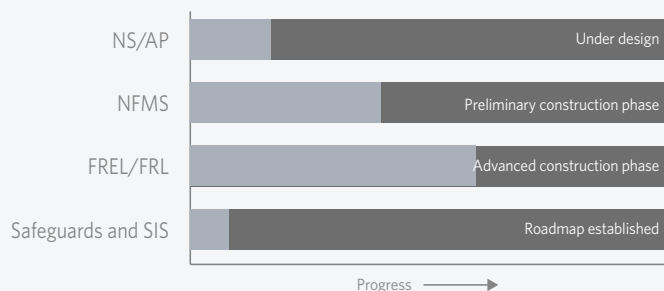
'Such personality. Light in the eye of a gorilla'. Photo by Michael Sale, 2008.

the country can get the best of them; (c) Direct facilitation of some critical process elements; that is, to support national implementing actors with expertise; and (d) Making available global tools and expertise to support national planning. In 2015, a detailed background document and provisional roadmap to inform the designing of a national and sub-national safeguards system for Uganda's National REDD+ Programme was produced, and included an approach for identifying and mapping prioritized biodiversity and ecosystem-based multiple benefits of REDD+.

## Challenges and Solutions

Progress has been somewhat slow in the start-up phase of the Ugandan NP. The process of signing the NPD took longer than anticipated due to agency-related delays and to new rules in Government for the signing of development cooperation initiatives. Recruitments have taken longer than expected and some delays under the FCPF initiative affected certain interdependent tasks in the two initiatives linked to the development of the national strategy. These challenges were identified as Risks in the NPD and in mitigating these issues close follow-up, collaboration and adaptive management have been used to find solutions, hasten progress, and to ensure coordination and correct sequencing of tasks.

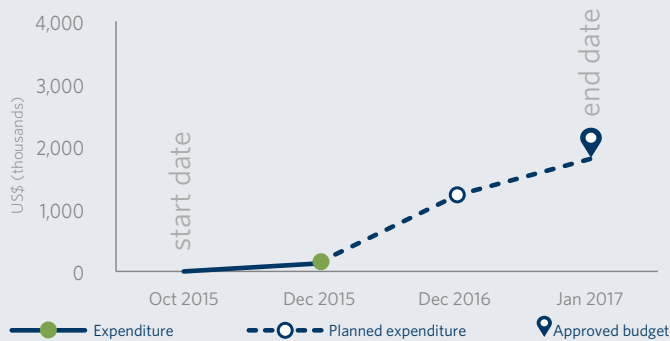
### Progress against the Warsaw Framework



Data Source: NP Annual Report – Joint Assessment

One example of such coordination and adaptive management is that the NPD proposes the recruitment of an international Chief Technical Adviser (CTA) to provide overall guidance and co-ordination to the national REDD+ process. During a joint FCPF / UN-REDD supervision mission in March 2015, it was agreed that this position would need to be modified to take account of the existing CTA funded through FCPF. As a result, a revised job description for an International Technical Specialist was produced which fully integrated the existing human resources and technical assistance needs of the National REDD+ Secretariat. The national REDD+ team ensures continuous engagement and information sharing between all partners (FCPF, ADC and UN-REDD); monthly technical meetings are held electronically; all FCPF / UN-REDD / ADC missions have so far been joint; and national REDD+ work plans and monitoring matrixes include all elements of all three initiatives.

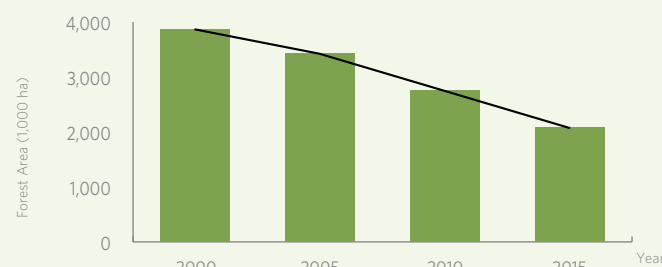
### Financial performance, National Programme



### Uganda

Total budget, National Programme	US\$ 1,798,670
Total budget, targeted support	US\$ 75,000
Total UN-REDD financial support	US\$ 1,873,670

### Change in forest area, 2000-2015 (FRA, 2015)



### Timeline



## 3.46 VIET NAM

NP TS

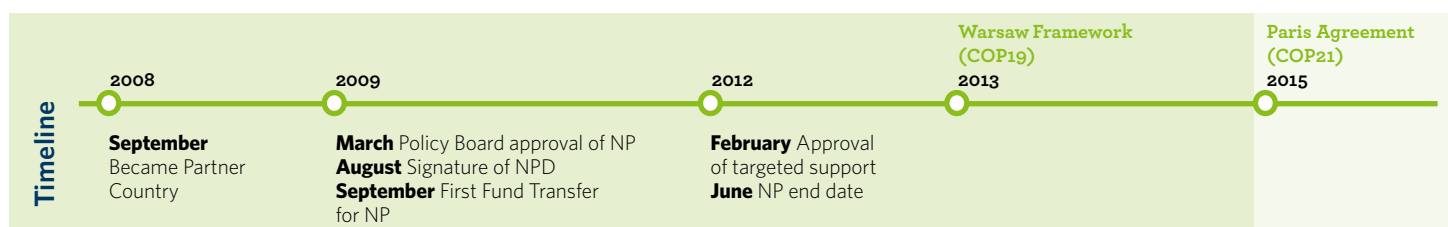
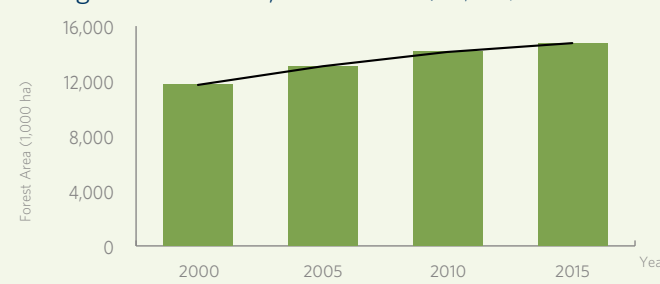
### Support under the Warsaw Framework for REDD+

Apart from the National Programme that was finalized in June 2012, leading to Tier 2 support, the country received targeted support in the past on a Participatory Governance Assessment and Institutional and Context Analysis to inform further support and implementation. In addition, a National REDD+ Academy Event was held in 2015. Information [here](#). (Tier 2 is reported separately<sup>40</sup>).

#### Viet Nam

Total budget, National Programme	US\$ 4,384,756
Total budget, targeted support	US\$ 116,000
Total UN-REDD financial support	US\$ 4,500,756

Change in forest area, 2000-2015 (FRA, 2015)



## 3.47 ZAMBIA

NP TS

### Support under the Warsaw Framework for REDD+

Building on the results under the country's National Programme (completed in 2014), targeted support has assisted Zambia on enhancing the quality of land cover change assessments to support the development of the historical GHG emissions trend for REL/RL construction. Follow up support, approved in 2015, aims at developing the National REDD+ investment plan, consolidate the alignment of the Warsaw Framework (elements of NFMS, develop and present forest reference levels and SIS design) for the implementation of the National REDD+ strategy, develop a business plan for mining and private sector engagement in REDD+ and enhance capacity on tenure for REDD+.

#### National REDD+ Strategy/Action Plan

Zambia developed a national REDD+ strategy which provides the overall vision, measures and actions to address deforestation and forest degradation. The strategy was approved by Cabinet and during a high level dialogue at a Ministerial level meeting held in April 2015. As part of this meeting, the Benefits of Forest Ecosystems in Zambia and the role of REDD+ in a Green Economy transformation' was also discussed. The findings of the report were included in an Issues and Options report that fed into the development of a REDD+ National Strategy of Zambia. As part of transitional plan from strategy development to implementation, a joint inter-agency targeted support proposal was developed with Government and was approved by UN-REDD management. As part of the targeted support, a REDD+ investment plan will be developed and used to leverage resources and investments for Zambia. The investment plan development has commenced and is being developed jointly by UN-REDD and FIP. Finally, as part of strategy development

and mainstreaming of REDD+ into policy processes, Zambia now has a New Forest Act (2015). Six subsidiary legislations are emanating from the Forest Act which will provide specific guidance on key aspects of the Forest Act.

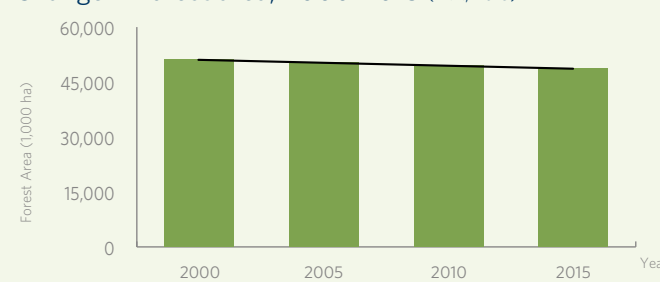
#### Forest Reference Emission Level / Forest Reference Level (FREL/FRL)

The analysis of the integrated Land Use Assessment II (ILUAI) data to provide robust emission factors and the forest cover change assessment for the period 2000-2010 were finalized to support the country's submission of its FREL/FRL to the UNFCCC, scheduled for January 2016.

#### Zambia

Total budget, National Programme	US\$ 4,490,000
Total budget, targeted support	US\$ 496,826 (US\$ 456,826 approved in 2015)
Total UN-REDD financial support	US\$ 4,986,826

Change in forest area, 2000-2015 (FRA, 2015)





## National Forest Monitoring System (NFMS)


Through targeted support the land cover change assessment was finalized and change maps are ready. Results will be available after the accuracy assessment and quality control are completed.

## Safeguards and Safeguards Information System (SIS)

The approach for SIS is outlined in the draft strategy and rooted in Zambia's existing legal framework (national policies, laws and regulations that define and regulate the effective implementation of the safeguards), the country's institutional framework

(existing procedures for implementing and enforcing the legal framework), and a framework for assessing progress against the implementation of the safeguards.

In addition, a South-South exchange workshop on tenure issues held, convening experts from Zambia, Madagascar, Malawi, Kenya, Uganda and Zimbabwe. The workshop highlighted lessons learned and best practices to address REDD+ and tenure issues in the region.



## 3.48 ZIMBABWE

CNA

### Progress against the Warsaw Framework for REDD+ National REDD+ Strategy/Action Plan

The Country Needs Assessment focused the identification of national and sub national stakeholders and their various roles in REDD+ issues in Zimbabwe as well as on the Identification of gaps and opportunities in institutional roles and mandates

### National Forest Monitoring System (NFMS)

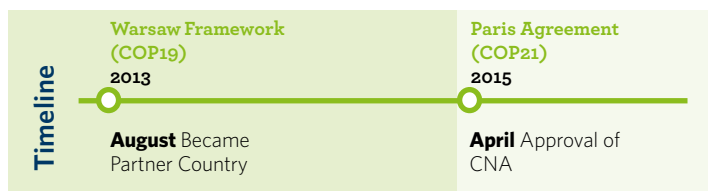
As part of the Country Needs Assessment, a gap analysis and identification of capacity development needs was finalized for the NFMS. A draft report was produced in 2015 and is scheduled to be released in early 2016

### Forest Reference Emission Level / Forest Reference Level (FREL/FRL)

As part of the Country Needs Assessment, a gap analysis and identification of capacity development needs was finalized for the FREL/FRL. A draft report was produced in 2015 and is scheduled to be released in early 2016.

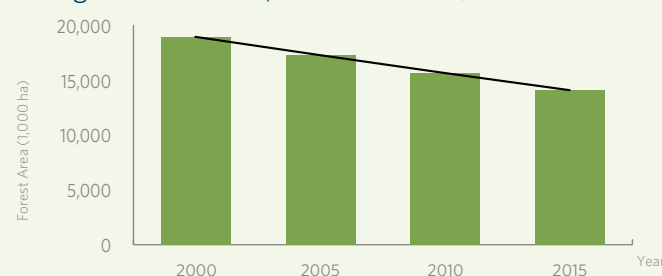
#### Zimbabwe

Total budget, CNA	US\$ 105,000
-------------------	--------------



Landscape showing reforestation, Zimbabwe. ©FAO/Mario Marzot

### Change in forest area, 2000-2015 (FRA, 2015)



## 3.49 REGIONAL SUPPORT (TARGETED SUPPORT AND COUNTRY NEEDS ASSESSMENTS)

Country needs assessments and targeted support, requested regionally or by several countries with similar capacity needs, are described here. For example, in 2015 targeted support to technical capacity needs regionally on national forest carbon inventories was approved following a request from a coalition of

thirteen West African countries. The Programme also responded positively to the joint support requests from Fiji, PNG, Solomon Islands and Vanuatu, as well as from Cambodia, Indonesia, Malaysia, Nepal and Viet Nam, for regional capacity building and South-South exchange on drafting of FREL/FRL.

### Targeted support to Cambodia, Indonesia, Malaysia, Nepal and Viet Nam

TS

#### Support under the Warsaw Framework for REDD+ Forest Reference Emission Level / Forest Reference Level (FREL/FRL)

Targeted support is being provided to strengthening capacity for development of the FREL/REL and facilitating dialogue and exchange of information between Cambodia<sup>41</sup>, Indonesia, Malaysia, Nepal and Viet Nam on FREL/FRL development as they begin to interact with UNFCCC. A South-South knowledge

exchange on FREL/FRL was held in Siem Reap, Cambodia, convening technical experts from the five countries and followed-up by FREL/FRL training and FREL/FRL submission document development in Cambodia.

Total budget, targeted support

US\$ 150,000  
(approved in January 2015)

### Targeted support to Pacific Islands – Fiji, PNG, Solomon Islands and Vanuatu

TS

#### Support under the Warsaw Framework for REDD+ Forest Reference Emission Level / Forest Reference Level (FREL/FRL)

Targeted support has been provided to support capacity enhancement and information exchange between Fiji, PNG, Solomon Islands and Vanuatu for the construction of FREL/FRL, and draft FREL/FRLs. A South-South knowledge exchange and capacity building on FREL/FRL was implemented with a

sub-regional workshop in Nadi, Fiji, convening technical experts from three of the countries (Vanuatu were forced to cancel participation due to cyclone Pam). A FREL/FRL roadmap was developed for participating countries with a further in-country FREL/FRL workshop during 2015.

Total budget, targeted support

US\$ 150,000  
(approved in January 2015)

### Targeted support to the Pacific Islands

TS

**Countries supported: Cook Islands, Kiribati, Marshall Islands, Nauru, Palau, PNG, Samoa, Solomon Islands, Tonga, Tuvalu and Vanuatu**

#### Support under the Warsaw Framework for REDD+ National Forest Monitoring System (NFMS)

Support has been provided to the Pacific Island countries (PICs) for the establishment of forest monitoring and forest inventory support facilities and training of PIC government counterparts. Project delivery has been through three collaborative arrangements with the Secretariat of the Pacific Community – Land Resources Division (SPC-LRD), Secretariat of the Pacific Community Geosciences (SPC-SOPAC) and with the Solomon Islands Government. The key results of the first year implementation include:

- A regional Land Use Classification Scheme (LUCS) has been developed and adopted by PICs;
- A Regional Forest Monitoring System web portal has been developed and documented;
- Fiji, Solomon Islands and Vanuatu have been able to independently produce national forestry activity data to support a) develop their national forest monitoring systems for REDD+ and b) better inform land use policy and decision making;
- Fiji and Solomon Islands has adopted the Regional Forest Monitoring System as the SLMS component of their NFMS;
- The Solomon Islands Government have developed a funding proposal for the implementation of their ‘first national forest inventory’ – including forest stratification and sampling intensity.

- Regional forest inventory and forest monitoring facilities have been established;
- A regional network of Forest Inventory Technicians has been established;

Total budget, targeted support

US\$ 1,415,000  
(approved in April 2014)

## Targeted support to West Africa TS

**Countries supported:** Benin, Burkina Faso, Côte d'Ivoire, Gambia, Ghana, Guinea Bissau, Guinea Conakry, Liberia, Niger, Nigeria, Senegal, Sierra Leone and Togo

### Support under the Warsaw Framework for REDD+ National Forest Monitoring System (NFMS)

Support is being provided to the above mentioned countries for strengthening regional capacity in West Africa for national forest

carbon inventories<sup>42</sup>. (In preparation phase). Implementation will start in February 2016, with the first regional training on biomass estimates and on establishing a regional technical network. The results from the regional needs assessment will inform the targeted support. (See below)

Total budget, targeted support

US\$ 162,000  
(approved in May 2015)

## Country needs assessment in West Africa CNA

**Participating countries:** Benin, Côte d'Ivoire, Ghana, Guinea, Guinea Bissau, Liberia, Nigeria, Sierra Leone and Togo

### Support under the Warsaw Framework for REDD+ National Forest Monitoring System (NFMS)

A regional needs assessment including the above mentioned countries have been conducted on the status and historical data useful for forest monitoring and MRV<sup>43</sup>. The assessment includes a survey of past and ongoing pertinent initiatives and available data bases; a review of governmental and non-governmental institutions involved in forest monitoring and MRV with an assessment/analysis of their mandates (notably in terms of data collection, data analysis and reporting), their responsibilities and pertinent initiatives; and an assessment of existing resources and needs (e.g. human resources and equipment) in terms of

capacity building for MRV. Preliminary results have been able to assess needs on a number of dimensions, including available infrastructure, data availability, level of expertise, materials and equipment, level of training. This output once finalized and validated in early 2016 could inform the development of regional training modules. The CNA will also inform the on-going Targeted Support, as this will focus on enhancing regional cooperation and capacities on NFMS, MRV and data sharing and as well as enhance capacity and experiences shared on forest carbon inventories in West Africa. A validation workshop is expected by February 2016.

Total budget, CNA

US\$ 264,366  
(approved in October 2014)

## Country needs assessment in Mesoamerica CNA

**Participating countries:** Belize, Colombia, Costa Rica, Dominican Republic, El Salvador, Guatemala, Honduras, Mexico, Nicaragua and Panama

### Support under the Warsaw Framework for REDD+ National Forest Monitoring System (NFMS)

The regional needs assessment in the above mentioned countries included both the identification of a package of activities to address regional needs on NFMS through South-South cooperation and the implementation of some of them<sup>44</sup>. In 2015, the assessment and the identification of the package of activities was concluded and results presented at the 15th Policy Board Meeting. The process identified ambitious activities that cover not just targeted training, but also the promotion of

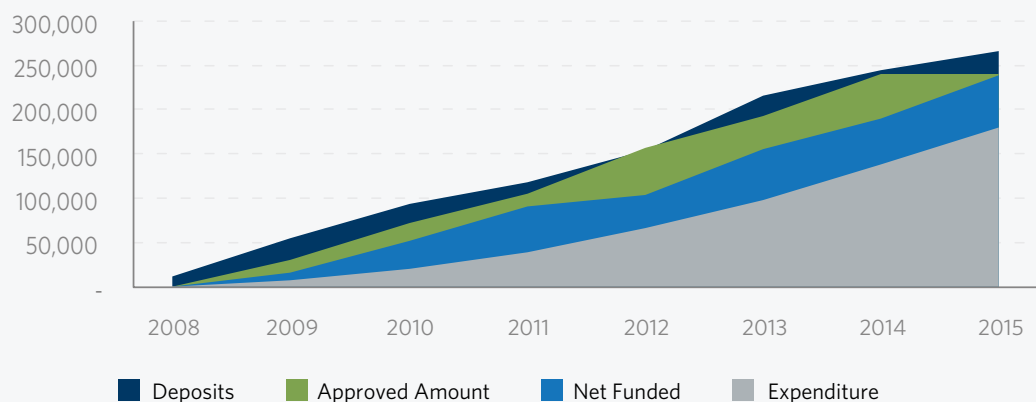
better data acquisition practices, further work on a platform for shared data processing as well as further direct technical advice among specialists in the region. When implemented, this package will contribute to better quality, reduction of processing times and associated costs. The remaining key activities to be implemented under the CNA will be concluded during 2016. Relevant synergies and coordination have been established with the Regional Climate Change Programme of USAID and the REDD Regional CCAD Programme of GIZ in order to enhance complementary of the support in the region.

Total budget, CNA

US\$ 385,000  
(approved in September 2014)

The UN-REDD Programme Fund was established in 2008 to assist countries with REDD+ readiness. The fund has grown steadily since its establishment, with deposits, net funded amount and expenditures all increasing at a consistent pace, as can be seen in Figure 3. As of 31 December 2015, the cumulative source of funds including contributions received and interests amounted to US\$ 269.7 million. In addition, net funded amount and expenditures have increased over the years as additional programmes were approved for funding and implementation activities progressed. The net funded amount increased from US\$ 15.8 million in 2009 to 238.7 million in 2015, while expenditures increased from US\$ 6.9 million to US\$ 180.2 million in the same period.

**Figure 3. UN-REDD Programme fund deposits, net funded amount and expenditures (US Dollars thousands) (cumulative 2008 - 2015)**



At the end of 2015, the UN-REDD Programme Fund had six contributing donors; Denmark, the European Union, Japan, Luxembourg, Norway and Spain. Total deposits from these donors amount to US\$ 267.0 million. In addition, US\$ 2.7 million in interest was earned and deposited, bringing the total sources of funds to US\$ 269.7 million. Of this, a net amount of US\$ 238.7 million, or 89 per cent, has been received by Participating UN Organizations and US\$ 180.2 million (or 75.5 per cent of the net funded amount) was spent. In 2015, contributions received amounted to US\$ 22.2 million, transfers to Participating UN Organizations totaled US\$ 49.0 million and expenditures stood at US\$ 42.6 million. (Table 1) The cash balance with the Administrative Agent at the end of 2015 was US\$ 28.3 million, of which US\$ 0.98 million represent funding allocation approved but yet to be transferred to Papua New Guinea National Programme while US\$ 13.9 million represent funding allocation provisionally approved for the National Programmes of Chile, Myanmar and Peru at the fifteenth Policy Board meeting that took place in November 2015.

**Table 1. Financial overview, as of 31 December 2015 (US Dollars thousands)**

	Annual 2014	Annual 2015	Cumulative
<b>Sources of Funds</b>			
Gross Contributions	29,566	22,168	266,972
Fund Earned Interest and Investment Income	135	145	2,284
Interest Income received from Participating Organizations	-	4	440
Refunds by Administrative Agent to Contributors	-	-	-
Fund balance transferred to another MDTF	-	-	-
Other Revenues	-	-	-
<b>Total: Sources of Funds</b>	<b>29,701</b>	<b>22,317</b>	<b>269,696</b>
<b>Use of Funds</b>			
Transfers to Participating Organizations	34,445	48,976	239,085
Refunds received from Participating Organizations	(83)	476	(367)
<b>Net Funded Amount to Participating Organizations</b>	<b>34,361</b>	<b>49,452</b>	<b>238,719</b>
Administrative Agent Fees	296	222	2,552
Direct Costs: (Steering Committee, Secretariat...etc.)	-	-	-
Bank Charges	3	1	11
Other Expenditures	-	-	118
<b>Total: Uses of Funds</b>	<b>34,659</b>	<b>49,675</b>	<b>241,399</b>
<b>Change in Fund cash balance with Administrative Agent</b>	<b>(4,959)</b>	<b>(27,359)</b>	<b>28,297</b>

(Table continues on next page)



Table 1. Financial overview, as of 31 December 2015 (US Dollars thousands) contd.

	Annual 2014	Annual 2015	Cumulative
Opening Fund balance (1 January)	60,614	55,655	-
Closing Fund balance (31 December)	55,655	28,297	28,297
Net Funded Amount to Participating Organizations	34,361	49,452	238,719
Participating Organizations' Expenditure	39,611	42,616	180,152
<b>Balance of Funds with Participating Organizations</b>			<b>58,566</b>

## 4.1 National Programmes

The regional distribution of funding allocations, cumulative expenditures and delivery rates for National Programmes are provided in the Table 2 below. Figures 4 and 5 show the percentage distribution of allocated funds and expenditures per region. Overall, the delivery of net funded amount for National Programmes stands at 67 per cent.

Table 2. National Programme approved amount and expenditures by country/region as of 31 December 2015 (US Dollars thousands)

Africa								
Countries	Approved Amount	Net Funded Amount	Prior Period Expenditures as of 31 Dec 2014	Current Year Expenditures as of 31 Dec 2015	Cumulative Expenditures	Delivery rate (%)	Date of Policy Board Approval	Status/end date
Cote d'Ivoire	3,210	3,210	-	716	716	22%	July - 14	Sep-17
DRC - Initial & full Programme	7,383	7,376	7,108	22	7,130	96.7%	Mar-09	Operationally closed
Nigeria	4,000	4,000	1,666	1,077	2,743	68.6%	Oct-11	Dec-16
Republic of Congo	4,000	4,000	1,669	1,614	3,283	82.1%	Mar-12	Jul-16
Tanzania	4,280	4,260	4,115	12	4,127	96.9%	Mar-09	Operationally closed
Uganda	1,799	1,799	-	129	129	7.2%	Nov-14	Jul 17
Zambia	4,490	4,490	4,302	45	4,347	96.8%	Mar-10	Dec - 14
Sub-total	29,162	29,135	18,860	3,615	22,475	77%		
Asia								
Countries	Approved Amount	Net Funded Amount	Prior Period Expenditures as of 31 Dec 2014	Current Year Expenditures as of 31 Dec 2015	Cumulative Expenditures	Delivery rate (%)	Date of Policy Board Approval	Status/end date
Bangladesh	2,301	2,301	-	-	-	-	Dec-13	Dec - 17
Cambodia	3,001	3,001	2,377	499	2,876	96%	Nov-10	Jun - 15
Indonesia	5,644	5,402	5,448	(46)	5,402	100%	Mar-09	Operationally closed
Mongolia	3,996	3,996	-	42	42	1%	Jul-14	Dec-17
Papua New Guinea	6,389	5,407	3,133	1,357	4,490	83%	Nov-10	Dec-16
Solomon Islands	550	550	489	-	489	89%	Nov-10	Mar - 14
Sri Lanka	4,000	4,000	854	1,064	1,918	48%	Mar-12	Jun-17
The Philippines	500	461	461	-	461	100%	Nov-10	Operationally closed
Viet Nam	4,385	4,355	4,353	3	4,356	100%	Mar-09	Operationally closed
Sub-total	30,766	29,473	17,115	2,919	20,034	68%		
Latin American & the Caribbean								
Countries	Approved Amount	Net Funded Amount	Prior Period Expenditures as of 31 Dec 2014	Current Year Expenditures as of 31 Dec 2015	Cumulative Expenditures	Delivery rate (%)	Date of Policy Board Approval	Status/end date
Argentina	3,842	3,842	-	366	366	10%	Jul-14	Dec - 17
Bolivia	1,188	1,188	312	344	656	55%	May-13	Dec - 16
Colombia	4,000	4,000	-	828	828	21%	June-13	Dec - 17
Ecuador	4,000	4,000	3,636	424	4,060	102%	Mar-11	Operationally closed
Honduras	3,610	3,610	-	56	56	2%	Nov-14	Dec -17
Panama	5,300	5,300	4,373	787	5,160	97%	Oct-09	Jun - 15
Paraguay	4,720	4,720	2,279	1,490	3,769	80%	Nov-10	Jun -16
Sub-total	26,660	26,660	10,600	4,295	14,895	56%		
<b>Grand Total</b>	<b>86,588</b>	<b>85,268</b>	<b>46,575</b>	<b>10,829</b>	<b>57,404</b>	<b>67%</b>		

Figure 4. National Programme funding allocation distribution by region (in US\$)

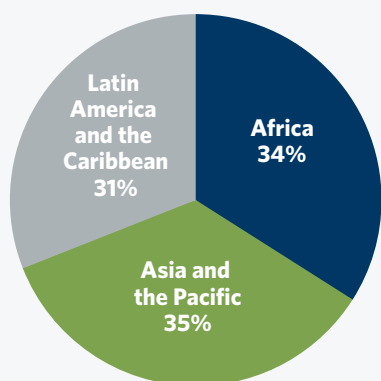
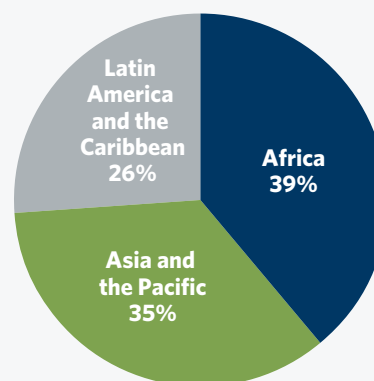


Figure 5. National Programme expenditure distribution by region (in US\$)



#### 4.2 Support to National REDD+ Action: Global Programme Framework 2011-2015 (SNA)

During 2015, US\$ 31.4 million was transferred as additional resources to the SNA, as per the approved funding allocation for the 2015 SNA budget approved at the twelfth and thirteenth Policy Board meetings held in July and November 2014. This brought the total net funded amount to US\$ 128.9 million. Table 3 below provides financial information per agency against the total approved amount up to December 2015. Cumulative expenditures for the SNA as of December 2015 amounted to US\$ 98.2 million (or 76 per cent) against a net funded amount of US\$ 128.8 million.

In December 2015, the SNA was extended to 31 December 2016 in order to ensure the continuity of the UN-REDD Programme operations during the transition period of 2016.

Table 3. SNA Approved Amount, Net Funded Amount and Expenditure as of 31 December 2015 (US Dollars thousands)

Participating UN Organization	Prior Years as of 31 Dec 2014		Current Year Jan- Dec 2015		Cumulative Total		Expenditure	Delivery Rate
	Approved Amount	Net Funded Amount	Approved Amount	Net Funded Amount	Approved Amount	Net Funded Amount	Cumulative	%
FAO	45,937	33,831	0	12,106	<b>45,937</b>	45,937	33,603	73.15
UNDP	47,499	36,616	0	10,883	<b>47,499</b>	47,499	34,376	72.40
UNEP	35,460	27,062	0	8,399	<b>35,460</b>	35,460	30,207	85.19
<b>TOTAL</b>	<b>128,896</b>	<b>97,508</b>	<b>0</b>	<b>31,388</b>	<b>128,896</b>	<b>128,896</b>	<b>98,186</b>	<b>76.2</b>

#### Non-certified financial information provided by the UN Agencies to the Programme

The non-certified financial information relate mainly to programmatic commitments which are not recorded in the certified financial reports due to International Public Sector Accounting Standard regulations which only allow funds disbursed in the current period to be recorded as expenditure. In order to present a complete picture and the status of funds available under the SNA, it is important to show these commitments which represent binding obligations to partners and countries. These programmatic commitments are made up of approved targeted support to countries, funds committed for the Country Needs Assessment and the CBR+ project committed 2013 for a four year period. In addition, commitments such as legal agreements with implementing partners and other UN organizations fall into this category. The total amount of these commitments as of the end of 2015 is US\$ 17.7 million and presented in Table 4 below in addition to the certified expenditures.

Table 4. SNA net funded amount, expenditures and non certified commitments as of 31 December 2015 (US Dollars thousands)

Participating UN Organization	Cumulative as of 31 December 2015			Non Certified Commitments as of 31 Dec 2015
	Net Funded Amount	Expenditures	Delivery (%)	
FAO	45,937	33,603	73%	7,306
UNDP	47,498	34,376	72%	6,827
UNEP	35,460	30,207	85%	3,596
<b>Total</b>	<b>128,896</b>	<b>98,186</b>	<b>76%</b>	<b>17,729</b>

### 4.3 Donor contributions

Contributions to the UN-REDD Programme Fund increased to US\$ 267.0 million in 2015, with deposits of US\$22.2 million. Norway continued to be the largest contributor, donating US\$ 234 million, followed by the European Union and Denmark. Table 5 shows all amounts deposited to the Fund as of 31 December 2015.

Table 5. Contributors' deposits, as of 31 December 2015 (US Dollars thousands)			
Contributors	Prior Years as of 31-Dec-2014	Current Year Jan-Dec-2015	Total
DENMARK, Government of	9,898	-	9,898
EUROPEAN UNION	11,762	-	11,762
JAPAN, Government of	3,046	-	3,046
LUXEMBOURG, Government of	2,674	-	2,674
NORWAY, Government of	213,036	21,062	234,098
SPAIN, Government of	4,387	1,106	5,493
<b>Grand Total</b>	<b>244,803</b>	<b>22,168</b>	<b>266,972</b>

Of the total amount deposited, US\$ 26.9 million was for earmarked contributions by Japan and Norway for the Global Programme/Support to National Activities, as can be seen in Table 6. No additional earmarked contributions were received in 2015.

Table 6. Earmarked deposits into the UN-REDD Programme Fund, cumulative as of 31 December 2015 (US Dollars thousands)			
Contributors	Prior Years as of 31-Dec-2014	Current Year Jan-Dec-2015	Total
Norway	23,861	-	23,861
Japan	3,046	-	3,046
<b>Grand Total</b>	<b>26,908</b>	<b>-</b>	<b>26,908</b>

### Interest

Total interest received up to 31 December 2015 was US\$ 2.7 million. This is made up of US\$ 2.3 million of interest received at the Fund level and US\$ 0.4 million received from Participating UN Organizations. Table 7 provides details on interest received by the Fund.

Table 7. Sources of interest and investment income, as of 31 December 2015 (US Dollars thousands)			
Interest Earned	Prior Years as of 31-Dec-2014	Current Year Jan-Dec-2015	Total
<b>Administrative Agent</b>			
Fund Earned Interest and Investment Income	2,139	145	2,284
<b>Total: Fund Earned Interest</b>	<b>2,139</b>	<b>145</b>	<b>2,284</b>
<b>Participating Organization</b>			
FAO	15	4	19
UNDP	422	-	422
<b>Total: Agency earned interest</b>	<b>437</b>	<b>4</b>	<b>440</b>
<b>Grand Total</b>	<b>2,576</b>	<b>148</b>	<b>2,724</b>

### 4.4 Funds Approved

As of 31 December 2015, based on receipt of all supporting documentation for UN-REDD Programmes approved by the Policy Board, the total approved amount was US\$ 240.1 million (Table 8), out of which US\$ 238.7 million was transferred (net funded) to Participating Organizations. Funds are transferred by the MPTF Office once the signed programme document and request for funds transfer have been received. In cases where the duration of a National Programme exceeds three years, annual instalments are transferred. In 2015 alone, US\$ 49.0 million was transferred to Argentina, Bangladesh, Bolivia, Honduras, Mongolia, PNG, Uganda and the SNA. The amount of Funds programmed but not yet transferred was US\$ 0.9 million while US\$ 13.9 million was provisionally approved for the National Programmes of Chile, Myanmar and Peru as of 31 December 2015, leaving the available balance for programming at US\$ 13.5 million at the end of December 2015.

Table 8. Funds approved as of 31 December 2015 (US Dollars thousands)

Participation Organization	Prior Years as of 31-Dec-2014		Current Year Jan-Dec-2015		Total	
	Approved Amount	Net Funded Amount	Approved Amount	Net Funded Amount	Approved Amount	Net Funded Amount
FAO	91,322	69,989	0	20,227	91,322	90,216
UNDP	92,406	73,653	0	18,662	92,406	92,315
UNEP	56,339	45,624	0	10,563	56,339	56,187
<b>Grand Total</b>	<b>240,067</b>	<b>189,266</b>	<b>0</b>	<b>49,452</b>	<b>240,067</b>	<b>238,719</b>

**Net funded amount**

Of the total amount net funded (amount transferred less any refunds), US\$ 180.2million or 75.5 per cent was reported as expenditure. Table 9 shows the expenditure and delivery rate of the Participating UN Organizations.

Table 9. Net funded amount as of 31 December 2015 (US Dollars thousands)

Participating Organization	Approved Amount	Net Funded Amount	Expenditure			Delivery Rate %
			Prior Years as of 31-Dec-2014	Current Year Jan-Dec-2015	Cumulative	
FAO	91,322	90,216	50,815	13,908	64,724	71.74
UNDP	92,406	92,315	51,561	16,776	68,337	74.03
UNEP	56,339	56,187	35,160	11,931	47,091	83.81
<b>Grand Total</b>	<b>240,067</b>	<b>238,719</b>	<b>137,537</b>	<b>42,616</b>	<b>180,152</b>	<b>75.47</b>

**4.5 Expenditure by UNDG budget category**

Project expenditures are incurred and monitored by each Participating Organization and are reported in accordance with the agreed categories for harmonized inter-agency reporting. In 2006, the UN Development Group (UNDG) set six categories against which UN entities must report project expenditures. Taking effect on 1 January 2012, the UN Chief Executive Board updated these to eight categories as a result of the adoption of IPSAS. All expenditures incurred up to 31 December 2011 have been reported in the old categories; post 1 January 2012 all expenditures are reported in the new eight categories. Table 10 reflects expenditure reported in the UNDG expense categories. Where the Fund has been operational pre and post 1 January 2012, the expenditures are reported using both categories. Where a Fund became operational post 1 January 2012, only the new categories are used.

Table 10. Expenditure by UNDG budget category, as of 31 December 2015 (US Dollars thousands)

Category	Expenditure			Percentage of Total Programme Cost
	Prior Years as of 31-Dec-2014	Current Year Jan-Dec-2015	Total	
Supplies, Commodities, Equipment and Transport (Old)	1,256	-	1,256	0.75
Personnel (Old)	23,106	-	23,106	13.71
Training of Counterparts (Old)	3,597	-	3,597	2.13
Contracts (Old)	6,915	-	6,915	4.10
Other direct costs (Old)	2,111	-	2,111	1.25
Staff & Personnel Cost (New)	43,103	16,958	60,060	35.64
Suppl, Comm, Materials (New)	1,042	220	1,262	0.75
Equip, Veh, Furn, Depn (New)	1,828	423	2,250	1.34
Contractual Services (New)	12,636	5,482	18,119	10.75
Travel (New)	12,849	3,967	16,816	9.98
Transfers and Grants (New)	9,983	8,515	18,499	10.98
General Operating (New)	10,279	4,264	14,543	8.63
<b>Programme Costs Total</b>	<b>128,705</b>	<b>39,830</b>	<b>168,535</b>	<b>100.00</b>
<sup>1</sup> Indirect Support Costs Total	8,832	2,786	11,617	6.89
<b>Total</b>	<b>137,537</b>	<b>42,616</b>	<b>180,152</b>	

<sup>1</sup> Indirect Support Costs charged by Participating Organization, based on their financial regulations, can be deducted upfront or at a later stage during implementation. The percentage may therefore appear to exceed the 7% agreed-upon for on-going projects. Once projects are financially closed, this number is not to exceed 7%.



## 4.6 Projects that have completed operations

As of December 2015, eight UN-REDD Programmes were operationally closed. The UN-REDD National Programmes for Viet Nam and Indonesia, and the Global Programme (2009–2011) were operationally closed in 2012. In 2013, National Programmes in Tanzania, DRC and the Philippines operationally closed, while in 2014, the National Programme of Ecuador was operational closure. Final certified financial reports on these programmes will be made available in line with the Participating UN Organizations' policies on financial closure. (Table 11).

Project ID	Country	Project description	Project status	Project End Date
00071391	The Democratic Republic of the Congo	UN-REDD Programme DRC	Operationally Closed	31 Dec 2013
00078169	Ecuador	UN-REDD Ecuador	Operationally Closed	31 Dec 2014
00073509	Indonesia	UN-REDD Indonesia	Operationally Closed	30 Oct 2012
00076668	Philippines	UN-REDD Programme Philippines	Operationally Closed	30 Apr 2013
00076666	Solomon Island	UN-REDD Solomon Island	To be operationally closed in 2016	31 Dec 2014
00073511	Tanzania	UN-REDD Programme Tanzania	Operationally Closed	30 Jun 2013
00070986	United Nations	UN-REDD International Support	Operationally Closed	16 Apr 2012
00076111	United Nations	UN-REDD International Support	Operationally Closed	16 Apr 2012
00072449	Viet Nam	UN-REDD Vietnam	Operationally Closed	30 Jun 2012
00074834	Zambia	UN-REDD Programme Zambia	To be operationally closed in 2016	31 Dec 2014

### In-kind support

In 2015, the Swedish International Development Cooperation Agency (Sida) provided in-kind support to a senior secondment to the UN-REDD Programme on legal preparedness aspects of REDD+ related to tenure, benefit-sharing and NFMS (start in 2016) and the government of Germany provided in-kind support to a Junior Professional Officer post with the UN-REDD Programme.

The UN-REDD Programme and its implementing partners strive continuously to identify challenges affecting implementation and to address them through adaptive management practices and effective risk management. Lessons learned from these challenges are institutionalized and incorporated into new programming and country support in order to speed up implementation without jeopardizing quality and to reduce exposure to risks.

Some of the challenges experienced in 2015 at the country level and the Programme's response to them, are described below.

### ***Implementation delays***

Argentina and Sri Lanka experienced implementation delays due to national elections and associated changes in government structures. In addressing this, Argentina recognized the importance of management performance evaluations to strengthen administrative and management processes as well as the importance of clarifying roles and responsibilities and defining them in an operating manual to support the National Programme through the period of change.

### ***Managing expectations***

Mongolia, Nigeria and Sri Lanka all experienced challenges in managing the expectations of stakeholders on what was achievable with the support provided by the UN-REDD Programme and the timeline for obtaining results. In addressing this, Mongolia planned induction sessions to familiarize all stakeholders and implementing partners in the country with REDD+ and its objectives. Sri Lanka developed a communication strategy as a way of meeting the challenge, and Nigeria emphasized ongoing meetings to reaffirm commitment between stakeholders and government.

### ***Limited technical and administrative capacities***

Argentina, Côte d'Ivoire, Sri Lanka and Uganda were challenged by limited technical and administrative capacities, which often resulted from delays in the recruitment of key staff and technical consultants essential for UN-REDD Programme operations. These challenges were tackled through exploring alternate contractual modalities through other implementing partners as done by Côte d'Ivoire to speed up recruitment, the revision of annual/quarterly work plans, and close liaison with other support initiatives, such as the FCPF.

### ***Coordination challenges***

Colombia, PNG, Paraguay and Uganda found the coordination of multiple REDD+ activities to be challenging. Colombia established a permanent coordination mechanism involving government agencies, donors, development agencies and other stakeholders for managing the implementation of all REDD+-related activities and held follow-up meetings with technical teams and joint assessments to plan and monitor results, supported by the UN-REDD Programme.

### **Challenges encountered supporting progress against the Warsaw Framework Pillars**

The Warsaw Framework provides more clarity on the concept of REDD+, but many stakeholders still grapple with, for example, what being "ready for REDD+" means and what countries

need to do to get ready. The UN-REDD Programme has, with strengthened efforts been, focusing on capacity building and enhanced understanding by countries of the required pillars and the communication to the UNFCCC to be eligible to receive results-based payments / results-based financing for results-based actions. Overall, the technical nature of REDD+ remains challenging, and there is continuing demand from countries for technical support. A sample of challenges identified in 2015 under the Warsaw Framework pillars and cross-cutting areas are addressed below. The technical outcomes depend invariably on the effectiveness of coordination processes, the clear definition of responsibilities within the institutional structures, and national ownership of processes.

### ***National REDD+ Strategies and Action Plans (NS/APs)***

- Challenges were experienced in supporting the development of NS/APs and in creating permanent coordination mechanisms that clearly define the roles and responsibilities of all stakeholders and national government counterparts. Making the business case for REDD+ requires the engagement of several sectors, many of which have vested interests that differ from those of the primary REDD+ focal points and ministries. Unless those sectors are engaged there is a risk that the uptake of technical and analytical work will be limited. Creating momentum, ensuring adequate capacity and fostering open dialogue to ensure effective coordination is key to the development of robust NS/APs. The UN-REDD Programme is actively engaging stakeholders, providing technical support, and facilitating training to support the successful operation of these mechanisms. The UN-REDD Programme is actively engaging stakeholders, providing technical support and facilitating trainings to support the successful operation of these mechanisms.
- All governance elements (institutional, legal, fiduciary and thematic) inform elements of NS/APs. The challenge lies in supporting countries in aligning and strategically sequencing the strands of governance information gained through UN-REDD Programme support with country needs and national REDD+ development processes. (See also Governance, page 15).

### ***National Forest Monitoring System (NFMSs)***

The institutionalization of NFMSs remains a challenge, especially in those countries where units assigned to forest monitoring and climate change are in different institutions. As well as enhancing support for coordination and the division of responsibilities among national counterparts and familiarizing them with actions on NFMSs and monitoring, reporting and verification, the

UN-REDD Programme has proposed robust methodologies that are appropriate to each country's circumstances, and this has seen a strengthening of country ownership.

### **Forest Reference Emission Levels / Forest Reference Levels (FREL/FRLs)**

Technical knowledge on FRELs/FRLs in a country and thorough technical support do not necessarily lead to the successful submission of FRELs/FRLs to the UNFCCC because success also depends on the political will and expertise of the national government. The UN-REDD Programme has addressed this challenge through continued and effective communication with government counterparts on the advantages (and potential risks) of submissions to the UNFCCC and its decision-making process.

### **Safeguards and Safeguards Information system (SISs)**

- Limited resources have been assigned to safeguard-related processes in some of the countries, leading to premature prioritization of safeguards work that has resulted in interventions only partially meeting the requirements of the Warsaw Framework under the UNFCCC. Consequently, the UN-REDD Programme has tailored best country approaches in those countries, trying to avoid further misuse of limited financial resources.
- As observed in some of the countries, approaches and principles to safeguards have been identified and advanced without clear linkage to REDD+ activities that have been agreed upon at national level. The UN-REDD Programme is therefore assisting countries to link those safeguards to the NS/AP, mainly through benefit and/or risk assessments of proposed REDD+ actions (policies and measures). In addition, the Programme has supported several countries in developing principle, criteria and/or indicator (PCI) frameworks, directly addressing UNFCCC (and other) safeguard requirements.

### **Cross-cutting issues**

#### **Governance**

- Governance is a sensitive issue, and governance reforms – including legal and tenure reforms – are challenging to support because the level of “ownership” required to make significant advances on this front varies within government and over time. Governance-related work, therefore, is particularly vulnerable to electoral cycles and to staff turnover in key counterpart institutions, agencies and ministries (this has been a factor in all countries the UN-REDD Programme has supported on governance). The Programme undertakes work to support the robust institutionalization of REDD+ and thereby to minimize or avoid some of these risks.

#### **Stakeholder engagement**

- Supporting the awareness and participation of indigenous peoples and forest-dependent communities is a continuous and step-wise process, and the appropriate level of engagement at the various stages of REDD+ is often unclear to countries and stakeholders. There is a risk that participation is too superficial and limited to information-sharing only; further support by the Programme is planned, therefore, to mitigate this risk. One of the main milestones of Ecuador's REDD+



*Mt Victoria at Khawnuthum, Natmataung in Southern Chin State, Myanmar. Photo by Maw Htun Aung, 2015.*

readiness process was the systematic and participatory development of its REDD+ action plan, which is available as a success story ([English](#), [Spanish](#)).

- Certain countries have only a limited culture of full and effective participation, and this can be a challenge for obtaining full participation in REDD+ decision-making, especially on issues such as financial management. Efforts are being made through capacity building and dialogue to ensure that governments remain open to full and effective stakeholder engagement.

#### **Gender**

- The progress being made on gender equality is encouraging, and foundations are being laid for reducing gender inequalities and for respecting the knowledge, safeguarding the rights, and promoting the livelihoods of forest users, both women and men. There is a continued need, however, to systemically and comprehensively integrate gender-responsive activities into the REDD+ policy cycle. As also guided by SDG5, the Programme will continue addressing this issue, with gender equality as one of the four cross-cutting themes of its 2016-2020 Strategy.

#### **Knowledge Management and Communications**

- Meeting the knowledge needs of a rich diversity of stakeholders has been challenged by language barriers. The multitude of languages spoken and understood can limit engagement of all participants in knowledge events. In response, the UN-REDD Programme worked to make available materials and interpretations not only in the English, Spanish and French but also in local languages where possible.

## Today's momentum – from readiness to results-based payments, a clarified process

In the broader context of the UNFCCC, the Warsaw Framework is the requirement for enabling countries to take REDD+ actions that can demonstrably be measured and safeguarded. The UN-REDD Programme has significantly supported these advances in readiness in many countries, thereby paving the way for more direct support for the implementation of REDD+ policies and measures, which is also a key element of the UN-REDD Programme's 2016–2020 strategy.

Country readiness efforts have started to show significant results that will lead to results-based actions for results based payments. Partner Countries will continue to require support from the UN-REDD Programme in coming years to assist their readiness efforts and REDD+ implementation.

The UNFCCC requirements for REDD+ were successfully framed at COP19 in Warsaw in 2013, laying out the process that developing countries must follow if the results of their REDD+ activities are to be recognized for key decisions adopted under the *Warsaw Framework for REDD+*. In 2015, the adoption of the post-2015 development agenda for meeting the SDGs and the global community's commitment shown at UNFCCC COP21 in Paris significantly solidified country commitments in mitigating and adapting to climate change. The UN-REDD Programme can assist countries along the increasingly well-defined road to REDD+, as set out in, for example, Article 5 of the Paris Agreement, prior decisions on REDD+ in the UNFCCC, the continued consolidation of the Green Climate Fund, and the importance of actions on agriculture, forestry and other land uses identified in more than 80 Nationally Determined Contributions (NDCs) submitted to the UNFCCC. Most UN-REDD Programme-supported countries have made commitments to reduce forest-related emissions and enhance forest carbon through their NDCs.

### Box 10. In focus: REDD+ post 2015

At a side-event at UNFCCC COP21, high-level decision-makers from Nigeria and Costa Rica, the Asia Indigenous Peoples Pact, the UN Permanent Forum on Indigenous Issues, Norway's Ministry of Climate and Environment and leaders from the UN-REDD Programme's three UN organizations (FAO, UNDP and UNEP), discussed the role of REDD+ in realizing the *Sustainable Development Goals* and the importance of engaging local communities and indigenous peoples at all levels of the REDD+ process.



UN-REDD Programme, 2015

The UN-REDD Programme and its core competencies can support countries in meeting REDD+ requirements as well as countries' ambitious climate-change and sustainable development action plans, in which REDD+ is often a major element. It is essential that countries have the required resources, technical capacities, institutional arrangements, methodologies, stakeholder engagement and other enabling conditions. The UN-REDD Programme will need to increase its support while adjusting to the changing REDD+ landscape.

## UN-REDD Programme support tailored to country needs to meet UNFCCC requirements

The UN-REDD Programme has reoriented its objectives at all levels – country, regional and global – to the guidance provided progressively by the UNFCCC through COP decisions (notably at Cancun and culminating in Warsaw in 2013). The new approach, which is described in the *UN-REDD Programme Strategic Framework for 2016–2020*, responds directly to both the current international context for REDD+ and the challenges of designing and implementing REDD+ at the country level. Consistent with the lessons learned and the impacts achieved by the UN-REDD Programme so far, the Programme will support changes that help 1) countries in meeting the requirements of the UNFCCC, progressing from REDD+ readiness to results-based payments; and 2) the implementation of national REDD+ policies and measures as results-based actions that produce both carbon and non-carbon benefits. In achieving the ultimate development goal of the UN-REDD Programme, which is **to reduce forest emissions and enhance carbon stocks in forests while contributing to national sustainable development**, the Programme will provide support in three areas (Box 11), with likely modifications over time reflecting the technical nature of REDD+ and the changing global agenda. Given the complexity and broad scope of the drivers of deforestation and forest degradation, the Warsaw Framework does not define exactly what must be done to reduce emissions but refers to “results-based actions” as the trigger for performance payments (rewards). The UN-REDD Programme recognizes this in “outcome 3”, which is designed to address the drivers of deforestation and forest degradation through appropriate policies and measures for REDD+ that are often related to land-use policy and planning, backed by social and environmental safeguards.

The UN-REDD Programme's objectives focus on the ownership of REDD+ initiatives by countries, cross-sectoral approaches, and broad stakeholder participation. Support on land tenure, social and environmental safeguards for REDD+, and gender equality and the participation of CSOs and indigenous peoples will be central to the new UN-REDD Programme design. The tailored, country-driven approach, developed through needs assessments and multi-stakeholder deliberations, remains at the Programme's core.

South–South knowledge exchanges will continue to be an essential way to share good practices and lessons learned. The



### Box 11. Expected outcomes of the UN-REDD Programme Strategic Framework 2016–2020

1. Contributions of REDD+ to the mitigation of climate change as well as to the provision of additional benefits have been designed.
2. Country contributions to the mitigation of climate change though REDD+ are measured, reported and verified and necessary institutional arrangements are in place.
3. REDD+ contributions to the mitigation of climate change are implemented and safeguarded with PAMs that constitute results-based actions, including the development of appropriate and effective institutional arrangements.

UN-REDD Programme will continue to strengthen and facilitate these exchanges as a means to capitalize quickly and efficiently on the experiences of those countries with advanced REDD+ agendas. Documentation and capturing lessons learned and advance REDD+ capacities will be further pursued through the communications and knowledge management capacities of the UN-REDD Programme, including the REDD+ Academy.

#### **Adaptive programme management**

Along with the more global political direction, changes to the design of the UN-REDD Programme were made in response to

recommendations arising from the 2014 External Evaluation of the UN-REDD Programme, the Inter-agency Audit in 2014–2015, impact assessments, and countries' mid-term/final evaluations, as well as in response to ongoing feedback from government counterparts, CSOs, indigenous peoples, the private sector, donors, collaborating initiatives and other stakeholders. Using an adaptive management approach, the Programme has built on the recommendations and feedback and on the lessons learned and results achieved, which can be summarized as follows:

*Through UN-REDD Programme support, countries have not only advanced in developing the pillars of the UNFCCC Warsaw Framework for REDD+ (i.e. their NS/APs, NFMSs, FRELs/FRLs and Safeguards & SISs), they have also achieved key results in the development and establishment of the operational elements of REDD+ readiness and the wider process of sustainable development, improved governance and increased stakeholder engagement. UN-REDD Programme support has led to increased ownership of REDD+ processes by countries and enhanced the capacity of countries to participate actively in UNFCCC COP processes, enabling them to use their REDD+ readiness experiences to advocate for and influence the emerging global REDD+ architecture.*

Results-based efforts and capturing impacts in the coming five-year period are supported by a well-defined theory of



Photo by Maria Francesca Matawaran, FAO/UN-REDD Programme photo contest 'Nurture Forests for the Future – REDD+', 2013.

change. The governance arrangements of the UN-REDD Programme have been streamlined, with a clearer description of roles and responsibilities, and operational and implementation arrangements have been adjusted. Ultimately, the aim is to deliver country-level support in the most effective and efficient way across the Programme.

### ***Partnership and resource mobilization***

An important outcome of the Programme, in collaboration with other REDD+ initiatives funded nationally, bilaterally or multilaterally, will be to scale up support for REDD+ results-based actions in countries. REDD+ initiatives exist in a wide range of forms and fora – such as the World Bank's Forest Carbon Partnership Facility, Forest Investment Program and BioCarbon Fund; the Central African Forest Initiative; the Green Climate Fund; the Global Environment Facility and the REDD Early Movers. Collaboration and synergies among such initiatives will become increasingly important.

Securing the resources needed to implement the UN-REDD Programme over the next five years is one of the main priorities of the Programme's management, along with ensuring a smooth transition from the current phase to the next. The arrangements for this transition already in place will avoid disruptions in existing supported activities, but further financial resources will be needed to meet the expectations of countries and the Programme's ambitions beyond 2015.

### ***Commitment to the sustainable development and climate change agenda***

It is being increasingly demonstrated that REDD+ can make significant contributions to sustainable development in the

context of climate change and poverty reduction. The UN-REDD Programme is performing a valuable role in delivering REDD+ readiness and implementation support to countries, with a specific focus on countries that will be able to show early REDD+ actions and results. The Programme's support is defined by the unique needs and demands of each country. The complementary strengths of the three collaborating UN agencies in delivering the UN-REDD Programme include the capacities to:

- provide developing countries with a high level of technical expertise and knowledge-based solutions across the wide range of REDD+ topics;
- convene key national decision-makers to support national REDD+ strategies;
- provide direct support to countries that is consistent with international treaties and conventions;
- provide specific expertise to support and advise countries in meeting UNFCCC REDD+ requirements;
- support and ensure the full and effective participation of indigenous peoples and other stakeholders – both men and women – in REDD+;
- convene multi-stakeholder dialogues at the national, regional and global levels;
- provide country-specific support benefiting from the in-country presence of the three agencies and their in-depth knowledge of country situations and processes; and
- broker broad REDD+-related knowledge on behalf of the Programme and partners, thereby making this important resource available to REDD+ practitioners.



**Allocation**

Amount approved by the Steering Committee for a project/programme.

**Approved project/programme**

A project/programme including budget, etc., that is approved by the Steering Committee for fund allocation purposes.

**Backstopping**

Support provided to a country (requested by liaising directly with the participating UN agency/ies). Backstopping can be provided in the country or through remote support.

**Community Based REDD+**

CBR+ is a partnership between the UN-REDD Programme and the GEF Small Grants Programme to deliver grants directly to indigenous peoples and communities to empower them to fully engage in the design, implementation and monitoring of REDD+ readiness activities, and develop experiences, lessons, and recommendations at the local level that can feed into national REDD+ processes.

**Contributor commitment**

Amount(s) committed by a donor to a Fund in a signed Standard Administrative Arrangement with the UNDP Multi-Partner Trust Fund Office (MPTF Office), in its capacity as the Administrative Agent. A commitment may be paid or pending payment.

**Country/regional needs assessments**

Countries are supported to undertake a participatory readiness assessment, covering the principle areas defined under the Warsaw Framework.

**Country specific support**

One of the three categories of support of the 'Support to National REDD+ Action: Global Programme Framework 2011-2015' (SNA), which includes targeted support and backstopping. The other categories are International Support Function and Secretariat.

**Contributor deposit**

Cash deposit received by the MPTF Office for the Fund from a contributor in accordance with a signed Standard Administrative Arrangement.

**Delivery rate**

The percentage of funds that have been utilized, calculated by comparing expenditures reported by a Participating Organization against the 'net funded amount'.

**Indirect support costs**

A general cost that cannot be directly related to any particular programme or activity of the Participating Organizations. UNDG policy establishes a fixed indirect cost rate of seven per cent of programmable costs.

**International support function**

One of the three categories of support under the 'Support to National REDD+ Action: Global Programme Framework 2011-2015' (SNA). Activities undertaken by both regional and headquarters UN-REDD Programme personnel, with a view to enhance knowledge on REDD+ related areas, enable countries to contribute to the development of technical guidelines, promote increased expertise on REDD+ and promote exchange of experiences, including South-South cooperation.

**Knowledge management and communication support**

The UN-REDD Programme provides the tools, resources and expert guidance to its partner countries necessary for them to identify, capture, exchange and apply REDD+ related knowledge towards the advancement of their REDD+ implementation goals.

**National Programme**

National Programmes (NPs) are technical cooperation initiatives provided by the UN-REDD Programme at the national level. They are designed to support developing countries' efforts to prepare and implement comprehensive national REDD+ strategies and serve countries' REDD+ readiness needs.

**Net funded amount**

Amount transferred to a Participating Organization less any refunds transferred back to the MPTF Office by a Participating Organization.

**Net transferred amount**

Net Amount transferred to a Participating Organization as approved by the Steering Committee and disbursed by the Administrative Agent.

**Participating UN Organization**

A UN Organization or other inter-governmental Organization that is an implementing partner in a Fund, as represented by signing a Memorandum of Understanding (MOU) with the MPTF Office for a particular Fund. For the UN-REDD Programme, FAO, UNDP and UNEP are the Participating UN Organizations.

**Project/programme document**

An annual work plan or a programme/project document, etc., which is approved by the Policy Board for fund allocation purposes.

**Project expenditure**

The sum of expenses and/or expenditure reported by all Participating Organizations for a Fund irrespective of which basis of accounting each Participating Organization follows for donor reporting.

**Project financial closure**

A project or programme is considered financially closed when all financial obligations of an operationally completed project or programme have been settled, and no further financial charges may be incurred.

**Project operational closure**

A project or programme is considered operationally closed when all programmatic activities for which Participating Organization(s) received funding have been completed.

**Project start date**

Date of transfer of first instalment from the MPTF Office to the Participating Organization.

**Targeted support**

Demand-driven, specific support provided under one or more of the six UN-REDD Programme work areas or outcomes of the Support to National REDD+ Action; Global Programme Framework 2011-2015 (SNA), as of 2015. It belongs to the SNA support category of country-specific support. See [Procedures for Accessing UN-REDD Programme Targeted Support](#).

**Total approved amount**

This represents the cumulative amount of allocations approved by the Steering Committee.

<b>AE</b>	Allometric equations
<b>ANAM</b>	Autoridad Nacional del Ambiente de Panamá (National Environmental Authority, Panama)
<b>CBR+</b>	Community-based REDD+
<b>CCAD</b>	Centroamerican Commission for Environment and Development
<b>CCC</b>	Climate Change Commission (the Philippines)
<b>CONAFOR</b>	Comisión Nacional Forestal (Mexican National Forestry Commission, Mexico)
<b>COONAPIP</b>	Coordinadora Nacional de los Pueblos Indígenas de Panamá (National Coordinating Body of Indigenous Peoples in Panama)
<b>COP</b>	Conference of the Parties to the UNFCCC
<b>COP21</b>	The 21st session of the Conference of the Parties (to the UNFCCC)
<b>CSO</b>	Civil society organization
<b>DRC</b>	Democratic Republic of the Congo
<b>FAO</b>	Food and Agriculture Organization of the United Nations
<b>FAPI</b>	Federación por la Autodeterminación de los Pueblos Indígenas (Federation for the Self-Determination of Indigenous People, Paraguay)
<b>FCPF</b>	Forest Carbon Partnership Facility
<b>FLEGT</b>	Forest Law Enforcement, Governance and Trade
<b>FMB</b>	Forest Management Bureau (the Philippines)
<b>FREL</b>	Forest Reference Emission Level
<b>FRL</b>	Forest Reference Level
<b>FPIC</b>	Free Prior and Informed Consent
<b>GCF</b>	Green Climate Fund
<b>GHG</b>	Greenhouse gases
<b>GIS</b>	Geographic information systems
<b>GIZ</b>	German Academy for International Cooperation
<b>GEF</b>	Global Environment Facility
<b>GRM</b>	Grievance Redress Mechanism
<b>ILUAI</b>	Integrated Land Use Assessment Phase II
<b>INEGI</b>	Instituto Nacional de Geografía e Informática (National Statistics Institute, Mexico)
<b>INFONA</b>	Instituto Forestal Nacional (National Forestry Institute, Paraguay)
<b>INPE</b>	Instituto Nacional de Pesquisas Espaciais (National Institute for Space Research, Brazil)
<b>IPCC</b>	Intergovernmental Panel on Climate Change
<b>IPSAS</b>	International Public Sector Accounting Standards
<b>JDI</b>	Joint Declaration of Intent
<b>JMA</b>	Joint Mitigation and Adaptation Mechanism for the Sustainable Management of Forests and of Mother Earth (the “Joint Mechanism”)
<b>LAC</b>	Latin America and Caribbean region
<b>LULUCF</b>	Land use, land-use change and forestry
<b>MIACC</b>	Mesa Indígena y Afrohondureña de Cambio Climático (Afro-Honduran Committee on Climate Change, Honduras)
<b>MINAM</b>	Ministerio del Ambiente del Perú (Environment Ministry, Peru)
<b>MNRT</b>	Ministry of Natural Resources, Environment and Tourism (United Republic of Tanzania)
<b>MoEF</b>	Ministry of Environment and Forestry
<b>MPTF</b>	Multi-Partner Trust Fund



<b>MRV</b>	Measurement, Reporting and Verification
<b>MRV&amp;M</b>	Measurement, Reporting and Verification and Monitoring
<b>NAMA</b>	Nationally Appropriate Mitigation Action
<b>NFI</b>	National Forest Inventory
<b>NFCI</b>	National Forest and Carbon Inventory
<b>NFMS</b>	National Forest-Monitoring System
<b>NGO</b>	Non-Governmental Organization
<b>NPD</b>	National Program Document
<b>NMRC</b>	National Multi-Stakeholder REDD+ Council (the Philippines)
<b>NP</b>	National Programme
<b>NRTF</b>	National REDD+ Task Force (United Republic of Tanzania)
<b>NS/AP</b>	National REDD+ Strategies and Action Plans
<b>OIGF</b>	Office of the Inspector General of Forests
<b>PAMs</b>	Policies and Measures
<b>PEB</b>	Programme Executive Board
<b>PES</b>	Payments for Ecosystems Services
<b>PGA</b>	Participatory Governance Assessment
<b>PLRs</b>	Policies, laws and regulations
<b>PMRC</b>	Provincial Multi-Stakeholder REDD+ Council (the Philippines)
<b>PMU</b>	Programme Management Unit
<b>PNG</b>	Papua New Guinea
<b>RBP</b>	Results-based payments
<b>REDD+</b>	Reducing Emissions from Deforestation and Forest Degradation in Developing Countries; and the role of conservation, sustainable management of forests and enhancement of forest carbon stocks in developing countries
<b>REL</b>	Reference Emission Level
<b>R-PP</b>	Readiness Preparation Proposal
<b>SDGs</b>	Sustainable Development Goals
<b>SEAM</b>	Secretaría del Ambiente (Environment Secretariat, Paraguay)
<b>SEPC</b>	Social and Environmental Principles and Criteria
<b>SES</b>	Social and Environmental Standards
<b>SESA</b>	Strategic Environmental and Social Assessment
<b>SFM</b>	Sustainable Forest Management
<b>SIS</b>	Safeguards Information System
<b>SNA</b>	Support to National REDD+ Action: Global Programme Framework 2011-2015
<b>TPP</b>	Technical Project Proposal
<b>TS</b>	Targeted support
<b>UNDP</b>	United Nations Development Programme
<b>UNEP</b>	United Nations Environment Programme
<b>UNFCCC</b>	United Nations Framework Convention on Climate Change
<b>UOP</b>	REDD+ Readiness Unit
<b>USAID</b>	United States Agency for International Development
<b>VPA</b>	Volunteer Partnership Agreement
<b>VGGT</b>	Voluntary Guidelines on the Responsible Governance of Tenure of Land, Fisheries and Forests in the Context of National Food Security

## NS/AP (including multiple benefits)

- National Strategies/Action Plans; [Information Note](#) and [Video](#), National Strategies/Action Plans workshop in Bangkok, July, 2015 (Bangladesh, Bhutan, Fiji, Myanmar, Nepal, Pakistan and Sri Lanka participated)
- Implementation of PAMs at national level; [report](#) (French); South-South knowledge workshop in Cote D'Ivoire, August 2015
- Successfully positioned to implement its REDD+ Action Plan, Ecuador; [Report](#) (achievements and Lessons Learned from Ecuador's National Programme)
- Benefit and Risk Tool (BeRT) v2.0
- Multiple Benefits Country Resources Hub and Multiple Benefits Tools and Tutorials Hub
- Mapping multiple benefits of REDD+ in Paraguay: using spatial information to support land-use planning is the outcome of the mapping of biodiversity and ecosystem benefits in Paraguay
- A Forest Ecosystem Valuation Indonesia (July 2015)
- Policy Brief "Fiscal incentives for agricultural commodity production: Options to forge compatibility with REDD+" (Includes case studies from Brazil, Ecuador and Indonesia) (September 2015)
- Information Brief "Banking on REDD+: Can bank and investor risk policies on soft commodities benefit REDD+?" (July 2015)
- Indonesian Palm Oil Platform work and progress: [online public website](#)
- ISPO-RSPO joint study (March 2016)
- Guidance on best practices to run National Commodity Platforms [Google Drive](#) (June 2015)

## NFMS and FREL/FRL

- Three additional fully operational and upgraded web portals 'Satellite Land Monitoring System (SLMS) for REDD, completed in 2015
  - Zambia : <http://zmb-nfms.org/portal/>
  - Bangladesh <http://178.33.8.122/portal/>
  - Vietnam <http://temp-redd.vnforest.gov.vn/portal/>
- Video "Introduction on Forest Reference Levels" (English and Spanish)
- Webinars on Forest Reference Levels for REDD+ under the UNFCCC (English and Spanish), available in YouTube. (May 2015)
- Technical considerations to Forest Reference Emission Levels and/or Forest Reference Levels for REDD+ under the UNFCCC" (June 2015). Spanish and French.
- Methodology for accuracy assessment of forests and land cover maps developed in R language<sup>45</sup> with manual (November, 2015)

## Safeguards and SIS

- Technical Resource Series No. 1- REDD+ Safeguards Information Systems: Practical Design Considerations
- Technical Brief No. 1- Practical Design Considerations for REDD+ Safeguards Information Systems (English/French/Spanish)
- Technical Resource Series 2: Country Approaches to REDD+ Safeguards: A Global Review of Initial Experiences and Emerging Lessons

- Information Brief No. 4 – Country Approaches to Safeguards: Initial Experiences and Emerging Lessons (English/French/Spanish)

## Stakeholder engagement (including gender)

- Joint FCPF/UN-REDD Programme Guidance Note for REDD+ Countries: Establishing and Strengthening Grievance Redress Mechanisms developed collaboratively between the UN-REDD Programme, the World Bank and the Inter-American Development Bank (more information)
- Information Note: Asia Pacific Lessons Learned on Civil Society and Indigenous Peoples Organizations' Role in REDD+; Video: Strengthening Civil Society and Indigenous Peoples' Participation in REDD+ (Asia-Pacific), 7-8 May 2015
- Proceedings of the UN-RED/FCPF knowledge day session on social inclusion and REDD+, A summary and analysis of the session's discussion, 8 November 2015
- Unpacking the international framework for REDD+: A training and dialogue on entry points for indigenous peoples – Permanent Forum on Indigenous Issues during the 14th Session of the UNPFII, 23 March 2015
- Accompanying Civil Society through the REDD+ Process in the Democratic Republic of Congo – [Lessons Learned Document](#)
- Listening to the Forest. Systematization of the active listening process for public participation for the construction of Panama's REDD+ Strategy. [Spanish](#)
- Summary of Gender and Women Empowerment Dialogues for Panama's REDD+ National Strategy. [Spanish](#)
- Gender Experiences – Listening to the Forest in Panama. UN-REDD Programme Active Listening Process English, Spanish
- Video on "Advances in Participatory Process to develop Costa Rica's REDD+ National Strategy"

## Governance

- Executive summary: The 2014 Indonesia Forest Governance Index – PGA/ FGI report – launched in May 2015
- Towards Better Forest Governance for REDD+ in Indonesia: An Evaluation of the Forest Licensing System in Indonesia – Assessment of the Online Forest Licensing System – launched in May 2015
- Law Enforcement Effectiveness Assessed in Indonesia – recommendations and suggested next steps for improved law enforcement and increased legal capacity – launched in November 2015
- FAO Legal paper N.92 "Climate change and forestry legislation in support of REDD+"

## Tenure

- Africa Sub-Regional Knowledge Exchange on Tenure and REDD+; Report, South-South Exchange in Zambia, November 2015
- Assessing the Significance of Tenure in REDD+: UN-REDD Experience, World Forestry Congress, September 2015
- Technology and Tenure: Sharing the Results of a Community-Driven Initiative in Cambodia, World Bank Land and Poverty Conference, September 2015

- 1 As of 29 April 2016, there are 177 signatories to the Paris Agreement.
- 2 Most relevant COP decisions: [1/CP.16](#), [9/CP.19](#).
- 3 Phase 2 capacities to implement PAMs and undertake transformational changes in the forestry sector towards full REDD+ implementation.
- 4 Benefit/risk assessment of PAMs have also been an important means of anchoring country approaches to safeguards to NS/AP processes in a number of Partner Countries.
- 5 Most relevant COP decisions: [4/CP.15](#), [1/CP.16](#), [11/CP.19](#).
- 6 An independent study found that UN-REDD Programme support on NFMS was very effective in improving the capacities of countries ([Romjin, E. et al. 2015](#)).
- 7 Most relevant COP decisions: [4/CP.15](#), [1/CP.16](#), [12/CP.17](#), [13/CP.19](#).
- 8 Chile, Colombia, Costa Rica, Ecuador, Ethiopia, Guyana, Mexico, the Congo, Indonesia, Malaysia Paraguay, Peru, Zambia and Viet Nam.
- 9 UNFCCC Decision 1/CP. 16, paragraph 69. Available at: <http://unfccc.int/resource/docs/2010/cop16/eng/07a01.pdf>.
- 10 UNFCCC Decision 1/CP. 16, paragraph 71 (d). Available at: <http://unfccc.int/resource/docs/2010/cop16/eng/07a01.pdf>.
- 11 UNFCCC Decision 12/CP.17, paragraph 3. Available at: <http://unfccc.int/resource/docs/2011/cop17/eng/09a02.pdf>.
- 12 See UN-REDD Programme (2015) [Technical Resource Series 2: Country Approaches to REDD+ Safeguards: A Global Review of Initial Experiences and Emerging Lessons](#).
- 13 Climate, Law and Policy, Ltd. (CLP), FCPF – Forest Carbon Partnership Facility, REDD+ SES – REDD+ Social and Environmental Standards, The Netherlands Development Organization (SNV) and World Resources Institute (WRI).
- 14 Decision 1/CP.16, appendix I on safeguards.
- 15 In 2015, a [Guidance Note](#) was made available that clarified the procedures and approach to develop joint targeted support proposals with CSOs and/or indigenous peoples. While there have been no co-signed proposals received by the Secretariat as of December 2015, several of the countries with on-going targeted support are receiving support on elaborated stakeholder engagement components at national and sub-national levels, for example Bhutan, Cambodia, Colombia, Cote d'Ivoire, Ecuador, Myanmar, Panama, and Peru.
- 16 Since January 2013, the gender information has been documented.
- 17 The capacity building and knowledge exchange activities refer to FREL/FRL, governance, stakeholder engagement, safeguards, multiple benefits and the Green Economy.
- 18 Ivoirien pour la gestion durables des Ressources Naturelles (OIREN)
- 19 Kenya produced two publications via FAO support in 2014, as part of an analytical series with UNDP: [Forest Governance, REDD+ and Sustainable Development in Kenya](#) and [Final recommendations to enact legal reforms for REDD+ implementation in Kenya](#).
- 20 Final Report: Diagnostic of Guatemala's environmental law framework on issues of property rights of environmental goods and services and elements of climate change linked to REDD + in the framework of Decree 7-2013. 2015. <http://www.marn.gob.gt/Multimedios/1548.pdf>.
- 21 Co-funded by the Forestry Department and the Development Law Service at FAO.
- 22 Either their first or second assessment.
- 23 Page 24-25, [The UN-REDD Programme Strategy 2016-2020](#).
- 24 See also Governance section; The 400-member online discussion group on legal preparedness for REDD+.
- 25 Not including training via webinars or published materials.
- 26 See also Annex 14, SNA Outcome 7: *UN-REDD Programme knowledge is developed, managed, analyzed and shared to support REDD+ efforts at all levels*.
- 27 The UN-REDD Programme focusses on results in line with its overall Result Based Management (RBM) approach. There are cases of activity-reporting when, for example, targeted support has been instrumental for a specific gap filling activity in the country that has been small scale, yet important.
- 28 Forest Resources Assessment, 2015, [Synthesis document: "How are the World's Forest Changing?"](#)
- 29 The FRA data should not be directly associated with the progress described.
- 30 Progress is estimated based on the completion of a readiness assessment completed by the country teams during the 2015 annual reporting cycle.
- 31 NFMS elements at an advanced stage (satellite land monitoring system, national forest inventory, greenhouse gas inventory).
- 32 Start date refers to the date of the NPs first fund transfer.
- 33 This amount represents the total amount approved by the UN-REDD Programme in targeted support following one or several requests from the country. (The amount excludes indirect support costs).
- 34 Two draft assessment reports are available, including an assessment of the tenure regime in the context of REDD+ as well as an assessment of the forest policy and legal framework in relation to REDD+.
- 35 Two draft assessment reports are available, including an assessment of the tenure regime in the context of REDD+ as well as an assessment of the forest policy and legal framework in relation to REDD+.
- 36 Report to be validated in March 2016.
- 37 The approval letter, submitted in 2016, refers to the targeted support allocation (SNA) in 2015.
- 38 A second data collection mission will take place in March 2016, followed by a stakeholder validation meeting in May 2016 when the project should be concluded.
- 39 It is expected that this analysis will be finalized in April 2016.
- 40 Tier 2 support includes the setting up of an overall National REDD+ Action Plan as well as Provincial REDD+ Action Plans, NFMS monitoring and the operationalization of the National REDD+ Information System on safeguards, benefit distribution, and the establishment of mechanisms to address social and environmental safeguards under the Cancun Agreement.
- 41 Request sent by Cambodia on behalf of the countries.
- 42 Request for targeted support sent by Ghana on behalf of the countries.
- 43 Request for needs assessment sent by Ghana on behalf of the countries.
- 44 Request for the assessment was sent by Mexico on behalf of the countries.
- 45 "R language" is a programming language and software environment for statistical computing and graphics. Methodology developed in collaboration with FAO projects (FAO-Finland, SEPAL projects).



Website



Collaborative  
online workspace



Blog



Facebook



Twitter



YouTube



Linkedin



## The UN-REDD Programme

UN-REDD Programme Secretariat  
International Environment House,  
11-13 Chemin des Anémones,  
CH-1219 Châtelaine, Geneva, Switzerland

**[un-redd@un-redd.org](mailto:un-redd@un-redd.org)**



**UN-REDD**  
P R O G R A M M E



Food and Agriculture  
Organization of the  
United Nations



Empowered lives.  
Resilient nations.

**The United Nations Collaborative Programme on  
Reducing Emissions from Deforestation and Forest  
Degradation in Developing Countries**