



UN-REDD Programme 2015 Semi-Annual Progress Update

UN-REDD PROGRAMME FIFTEENTH POLICY BOARD MEETING

7-10 November 2015

San José, Costa Rica

UN-REDD PROGRAMME



Food and Agriculture
Organization of the
United Nations



Empowered lives.
Resilient nations.



UN-REDD Programme 2015 Semi-Annual Progress Update



UN-REDD PROGRAMME 15TH POLICY BOARD MEETING

7-10 November 2015
San José, Costa Rica

UN-REDD PROGRAMME PARTICIPATING ORGANIZATIONS



Food and Agriculture
Organization of the
United Nations

Food and Agriculture Organization of the United Nations (FAO)



Empowered lives.
Resilient nations.

United Nations Development Programme (UNDP)



United Nations Environment Programme (UNEP)

CONTRIBUTING DONORS



Denmark



Luxembourg



European Union



Norway



Japan



Spain



Empowered lives.
Resilient nations.

The Multi-Partner Trust Fund (MPTF) Office serves as the Administrative Agent for the UN-REDD Programme Fund.

Cover Photo: UN-REDD Programme, Ecuador / Armando Quichán.
A woman from the Wao community in Miwaguna in a custom-made canoe made from local timber. Ecuador completed its UN-REDD National Programme in December 2014 with an [evaluation](#) finalized in March 2015.

Maps: The designations employed and the presentation of material in the maps presented in this publication do not imply the expression of any opinion whatsoever on the part FAO, UNDP and UNEP concerning the legal or constitutional status of any country, territory or sea area, or concerning the delimitation of frontiers.

TABLE OF CONTENTS

i.	Abbreviations and Acronyms	i
1.	Preface	1
2.	Progress update since 1 January 2015	2
3.	Progress and highlights of the National Programmes	4
3.1	Argentina	4
3.2	Plurinational State of Bolivia	5
3.3	Cambodia	6
3.4	Colombia	7
3.5	Republic of the Congo	8
3.6	Côte d'Ivoire	9
3.7	Nigeria	10
3.8	Panama	11
3.9	Papua New Guinea	12
3.10	Paraguay	13
3.11	Sri Lanka	14
3.12	Warsaw Framework for REDD+ — transition and progress	15
4.	Progress and highlights of the Support to National REDD+ Action: Global Programme Framework 2011-2015	16
4.1	SNA outcomes	16
4.2	Country Needs Assessment	25
4.3	Country-specific support	25
5.	Financial information	27
6.	Challenges and corrective measurements	29
7.	Looking ahead	30
8.	End notes	31

LIST OF ANNEXES

- 1. Argentina**
- 2. Plurinational State of Bolivia**
- 3. Cambodia**
- 4. Colombia**
- 5. Republic of the Congo**
- 6. Côte d'Ivoire**
- 7. Nigeria**
- 8. Panama**
- 9. Papua New Guinea**
- 10. Paraguay**
- 11. Sri Lanka**
- 12. Support to National REDD+ Action: Global Programme Framework 2011-2015 (SNA)**

ABBREVIATIONS AND ACRONYMS

CBR+	Community-based REDD+	MRV&M	Measurement, reporting and verification, and monitoring
COP	Conference of the Parties	NFI	National forest inventory
CSO	Civil society organization	NFMS	National forest-monitoring system
DRC	Democratic Republic of the Congo	NS/AP	National REDD+ Strategy/Action Plan
FAO	Food and Agriculture Organization of the United Nations	OCCD	Office of Climate Change and Development
FCPF	Forest Carbon Partnership Facility of the World Bank	PB	Policy Board
FIP	Forest investment programme	PGA	Participatory governance assessment
FREL	Forest reference emission level	PMU	Programme management unit
FRL	Forest reference level	PNG	Papua New Guinea
FPIC	Free, prior and informed consent	REDD+	Reducing Emissions from Deforestation and Forest Degradation in Developing Countries; and the role of conservation, sustainable management of forests and enhancement of forest carbon stocks in developing countries
GEF	Global Environment Facility		
GHG	Greenhouse gas		
JMA	Joint Mitigation and Adaptation Mechanism for the Integral and Sustainable Management of Forests and Mother Earth of Bolivia	REL	Reference emission level
		SIS	Safeguards information system
LAC	Latin America and the Caribbean	SNA	Support to National REDD+ Action: Global Programme Framework 2011-2015
LULUCF	Land use, land-use change and forestry	UNDP	United Nations Development Programme
MPTF	Multi-Partner Trust Fund	UNEP	United Nations Environment Programme
MRV	Measurement, reporting and verification	UNFCCC	United Nations Framework Convention on Climate Change

The six-month period, January-June 2015, marked advancement in the UN-REDD Programme's efforts to support countries' capacities to reduce forest emissions and enhance carbon stocks in forests, while also contributing to national sustainable development processes. This progress was due to advances in REDD+ readiness made by partner countries with UN-REDD Programme support, while the capacity of the Programme was strengthened through the development of a new 2016-2020 vision for the Programme that positions it to meet its partner countries' evolving needs.

Through an in-depth participatory and consultative process, a [UN-REDD Programme 2016-2020 Strategic Framework](#) was presented at the UN-REDD Programme's 14th Policy Board Meeting (PB14) in May 2015. The new Framework takes into account advances on REDD+ within the United Nations Framework Convention on Climate Change (UNFCCC), lessons learned since the Programme's inception in 2008, recommendations of the [2013-2014 External UN-REDD Programme Evaluation](#) — and feedback from partner countries, donors and other stakeholders. The commitment shown by all actors in this process will enable the UN-REDD Programme to continue supporting developing countries from REDD+ readiness to implementation with programmes designed around country needs — so that they may receive results-based payments and realize the economic, social and environmental benefits of REDD+.

The upcoming 21st Conference of the Parties to UNFCCC to take place in December 2015, in Paris, is also an opportunity to take stock of recent advances in defining a framework for REDD+. The UNFCCC Warsaw Framework for REDD+ defined much of the "REDD+ rulebook". This was followed up in June 2015 at the Bonn meeting of the UNFCCC Subsidiary Body for Scientific and Technological Advice, with the final details for a REDD+ framework. This has now opened the door for countries to have their REDD+ actions and results formally recognized, with several having now submitted forest reference levels.

As countries now move closer to REDD+ implementation, the role of the UN-REDD Programme is evolving towards supporting countries beyond readiness in the selection and implementation of the policies and measures that will deliver

both emission reductions and sustainable development benefits. Recognizing this, the Programme's three Participating UN Organizations — the Food and Agriculture Organization of the United Nations (FAO), the United Nations Development Programme (UNDP) and the United Nations Environment Programme (UNEP) — have recommitted to the UN-REDD Programme through 2020, and have further emphasized the Programme's country-driven approach and tailoring of support to countries' specific REDD+ actions.

It is also the continued commitment of the Programme's donors (Denmark, the European Union, Japan, Luxembourg, Norway and Spain) that has enabled the Programme to support a growing number of partner countries, now numbering 61.¹

The Programme is now scaling-up to meet these demands in the coming five-year period under the new UN-REDD Programme 2016-2020 Strategic Framework. This includes strengthening dialogue and partnerships between the UN-REDD Programme and other initiatives, mechanisms and institutions positioned as sources for countries to receive results-based payments, including the Green Climate Fund, the Forest Carbon Partnership Facility's Carbon Fund, bilateral agreements and emerging voluntary markets.

With the adoption of the Sustainable Development Goals, which underline the global community's commitments to address the challenges and threats posed by climate change and environmental degradation, the importance of REDD+ as a financial mechanism contributing to these commitments will likely be reinforced.

With the demanding challenges and significant opportunities laying ahead for both REDD+ and the UN-REDD Programme, the Programme is pleased to provide this Semi-Annual Update 2015 on the results and progress during January-June 2015, which will be further elaborated in the Annual Programme Progress Report 2015. The Programme is also pleased to highlight that this update provides bridging elements from the current [2011-2015 UN-REDD Programme Strategy](#) to the Programme's emerging 2016-2020 Strategic Framework.


The UN-REDD Programme now counts 61 partner countries, and has welcomed five new partner countries — Burkina Faso, Dominican Republic, Republic of Guinea, El Salvador and Vanuatu — in the last six months.

Through the Programme's complementary support modalities and mechanisms — the National Programmes and the Support to National REDD+ Action: Global Programme Framework 2011-2015 (SNA), including

targeted support, backstopping, country needs assessments and Community-Based REDD+ (CBR+) — further approaches have been put in place to ensure that support meets partner countries' specific requirements. Often a combination of delivery options has been deployed to best respond to the demands and needs. Out of the 61 countries, 57 partner countries have benefitted from UN-REDD Programme support and 17 new countries received support in the last six months.

With some countries being well advanced in their REDD+ efforts, already taking steps to transition from REDD+ readiness to implementation, and others are outlining initial steps for National REDD+ Strategies and Action Plans, the Programme is well positioned to facilitate learning exchanges and South-South cooperation. Indeed, Knowledge Management (KM) support has been provided to all partner countries.²

Number of Partner Countries



All countries have received support³ in 2015 including 5 new partner countries in January - June 2015

Number of countries with Targeted Support cumulative





2 new countries in January - June 2015  

Number of National Programmes cumulative



Number of countries that have received backstopping



4 new countries in January - June 2015    

Support to carry out country needs assessments in 2015



Counties with CBR+



Participated in knowledge exchanges & capacity building trainings



KEY UN-REDD PROGRAMME PROGRAMMATIC ACHIEVEMENTS JANUARY-JUNE 2015:

- Programme support was further aligned to the four elements of the UNFCCC Warsaw Framework for REDD+ — National REDD+ Strategy/Action Plan (NS/AP), National Forest Monitoring Systems (NFMS), Safeguards Information Systems (SIS) and Forest Reference Emission Levels/Forest Reference Levels (FREL/FRL).
- The pipelining process approved at PB13 resulted in the submission of 14 expressions of interest in total, of which three were recommended by the Policy Board Working Group for invitation towards the submission of full National Programmes.
- As a result of the above-mentioned process, Chile, Myanmar and Peru prepared their National Programmes, with an informal presentation at PB14, with a view to approval by end of 2015.
- Ecuador completed its National Programme, a final evaluation was concluded, and presented its evaluation findings and lessons at PB14.
- Country needs assessments were concluded in Madagascar with advanced progress in Mesoamerica. Six other countries and one region are completing the preparation phase of their assessments.
- CBR+ is fully operational and CBR+ country plans have been approved in all six pilot countries.
- The significant country interest in targeted support continued with ten requests being approved for a total amount of almost US\$ 1 million.
- Impact level analysis completed at the Programme level for the 2009-2014.⁴
- The efforts to mainstream gender and foster gender equality in national REDD+ processes continued, broadening their scope from policy into practice. [Box 1](#) in Section 3.1 provides more details.
- Recommendations from the [External UN-REDD Programme Evaluation](#) implemented across the UN-REDD Programme and, together with lessons learned, applied in the new 2016-2020 Strategic Framework. In particular:
 - overall purpose and direction of the Programme enhanced;
 - theory of change underpinning the new 2016-2020 Strategic Framework designed;
 - country ownership of all aspects of the REDD+ process strengthened — with new governance arrangements and implementation modalities proposed;
 - delivery arrangements clarified, including harmonized administrative and programming interface in each country;⁵
 - cross-sectoral collaboration emphasized at the country level; ramping up joint initiatives to address key drivers together with all relevant stakeholders; and
 - gender, stakeholder engagement and tenure further emphasized as critical to the success of REDD+.
- Collaboration with the Forest Carbon Partnership Facility of the World Bank (FCPF) strengthened, as well as other partners identified for reinforced or new collaboration, notably the Forest Investment Programme (FIP), the BioCarbon Fund, the Global Environment Facility (GEF) and the emerging Green Climate Fund (GCF).

The progress and results at the national, regional and global levels that have been reached over the last six months through one or several types of support from the UN-REDD Programme are summarized on pages 4 - 26 and Annexes 1 - 12.

The expenditures in this Semi-Annual Update are interim. The Participating organizations are required to submit final year-end expenditures by April 30 in the following year; Interim expenditure figures are submitted on a voluntary basis and therefore current year figures are not final until the year-end expenditures have been submitted.

In the first half of 2015 National Programmes in Argentina, Bangladesh and Côte d'Ivoire were signed and initiated. Colombia's National Programme had its inception workshop in April 2015 while Honduras, Mongolia and Uganda's National Programme Documents are pending signatures. As of 30 June 2015, the National Programmes of the Zambia, Cambodia and Panama have been operationally closed. Cambodia's final evaluation has been completed while those for the Zambia and Panama will be conducted during the remainder of the year.

There are currently eleven active National Programmes for which key achievements are summarized below and details provided in Annex 1-11.⁶ In order to align UN-REDD Programme support to country commitments to the UNFCCC, a readiness overview exercise pegged to the Warsaw Framework for REDD+ was conducted, covering those eleven countries, and is presented at the end of this section. The figures on the following pages represent progress towards achieving the specific Warsaw elements irrespective of funding source.

3.1 ARGENTINA

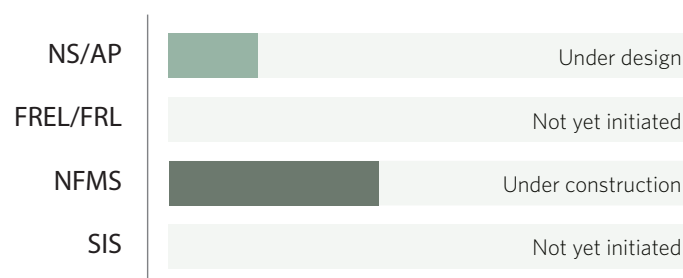
April 2015 – December 2017

Summary of National Programme Progress

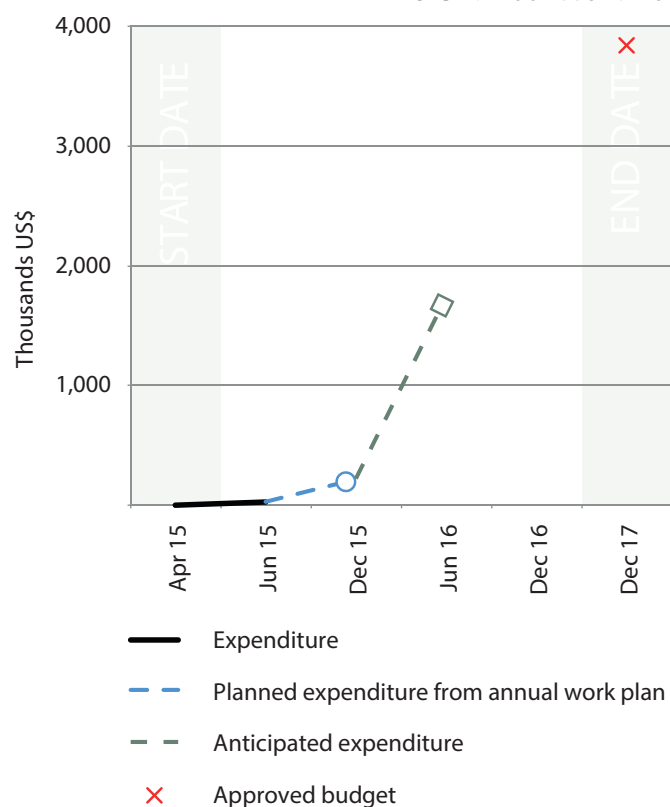
Argentina's National Programme Document was finalized and signed in April 2015. From May, activities commenced focusing on the following:

- Establishment of the Project Management Unit (PMU) and the acquisition of computers, telecommunication equipment and furniture for the PMU housed at the Secretariat for Environment and Sustainable Development.
- Hiring of National Programme consultants in accordance with the National Programme's existing organization chart. These include the technical coordinator, communications consultant, administrative consultant, a specialist on indigenous people's engagement, and a specialist in stakeholder's engagement and participation.
- To support smooth programme implementation, training was provided on effective programme management and understanding of the administrative activities of the programme.
- Preparations have been made for the inception workshop of Argentina's National Programme planned for mid-July 2015.
- Looking ahead, presidential elections are set to take place on 26 October 2015, after which transitional committees for the various ministries will be established once the results have been announced. These transitional committees are expected to operate from the end of October until 10 December 2015. These committees will coordinate with the new authorities ensuring an expedited process of transition and reducing potential implementation impacts or delays in following the change of government. The programme will engage with these committees to minimize disruption and ensure a smooth transition of the programme under different administrations.

Country progress against the Warsaw Framework for REDD+



Financial performance against the 2015 Annual Work Plan*



* Planned and anticipated expenditure figures are based on the semi-annual reports from the individual National Programmes. This applies to the financial information in all National Programme sections

3.2 PLURINATIONAL STATE OF BOLIVIA


December 2010 - December 2015

Summary of National Programme Progress

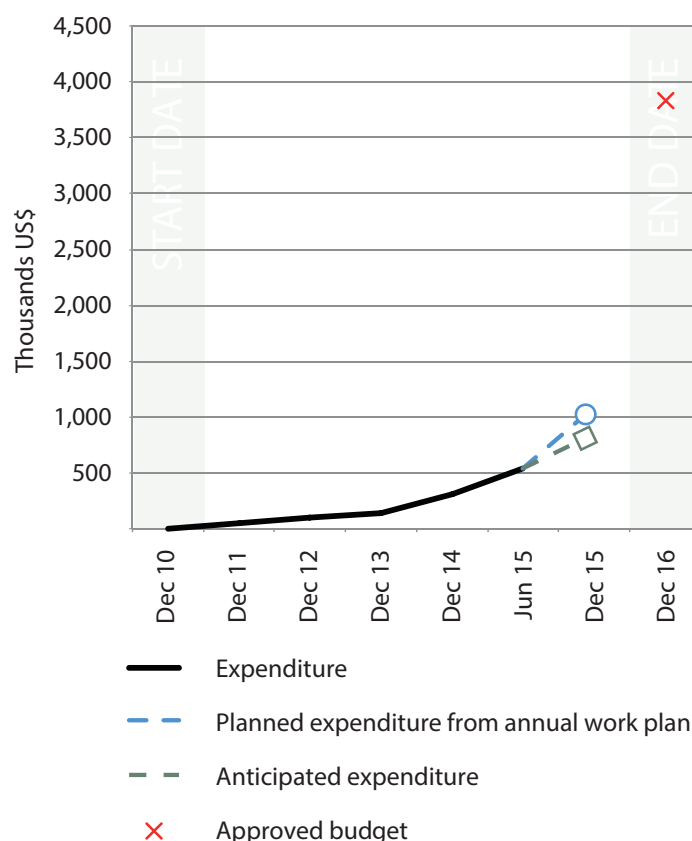
Bolivia's National Programme is being implemented within the context of the Joint Mitigation and Adaptation Mechanism for the Integral and Sustainable Management of Forests and Mother Earth (JMA) of Bolivia. Results achieved during the period are in line with the annual targets and it is expected that the planned activities for the remainder of the year will be completed within the agreed timeframe; a no-cost extension is anticipated up to end of 2016 as the overall progress of the programme marked some delays. Progress and achievements of this national programme during the period include:

- The second meeting of the coordination committee was held where activities for 2015 were approved as well as an extension of the programme to 2016 was endorsed.
- Terms of reference were prepared to complete the support team for forest monitoring.
- The National Programme supported the JMA and its membership process (the registry, i.e. one of the JMA operational areas), by generating and reporting information intended to keep track of initiatives relating to the integral and sustainable management of forests
- The monitoring system reported progress made in terms of its conceptual framework, integrating information from the various state-owned and civil society forestry information systems with the national programme institutions, thereby identifying technical authorities for follow-up and monitoring.
- Steps were also taken towards completing the 2013 Forestry Map (the principal basis for the deforestation and degradation maps) as well as the design of and arrangements for the web dissemination platform for the registration system and the membership sub-system, while also analyzing technological, IT and human resources needs.
- The feasibility study for the national forest inventory is at the completion stage, incorporating information on a pilot scheme from the Department of Pando, and progress has been made in preparing the methodological proposal for the inventory.

Country progress against the Warsaw Framework for REDD+



Financial performance against the 2015 Annual Work Plan



3.3 CAMBODIA

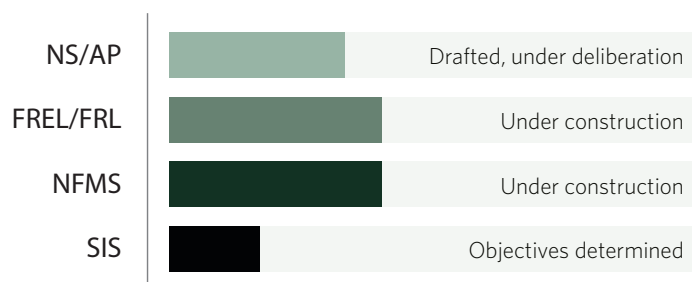
August 2011 – June 2015

Summary of National Programme Progress

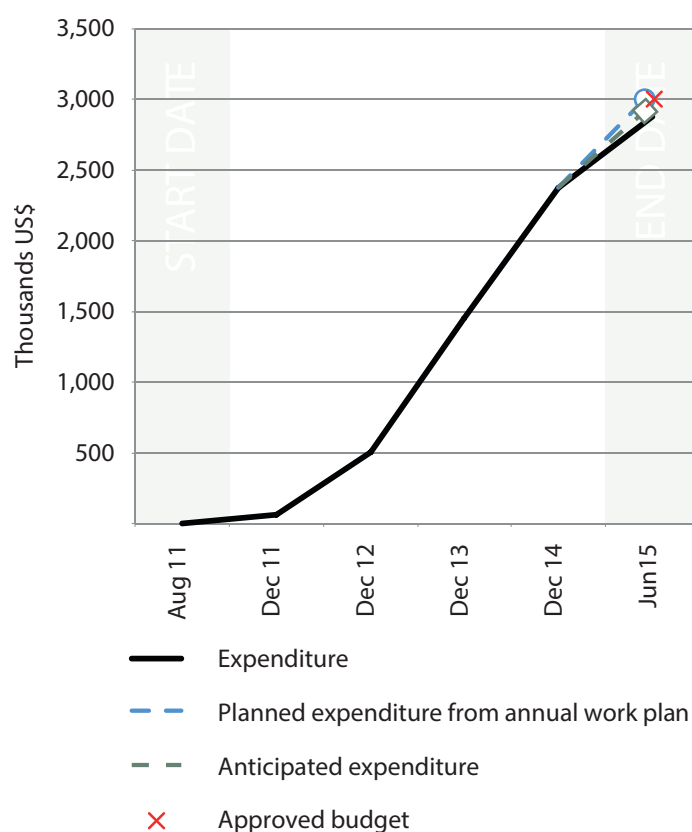
Most programme activities of Cambodia's National Programme — especially those related to institutional structures national strategy and capacity building — were brought to a close by 31 December 2014. An extension was requested and approved to enable completion of planned activities on safeguards and Measurement, Reporting and Verification (MRV). This summary covers only activities implemented since January 2015.

- Significant progress was made on the design of a spatial planning and decision-making tool on the costs and benefits of REDD+ implementation. Economic information REDD+ costs and benefits has been collected and used to develop a spreadsheet tool that allows the comparison of costs and benefits of different REDD+ options.
- Significant progress was made towards developing Cambodia's NFMS and FREL/FRL (Outcome 4). The production of activity data based on the available historical data and production of a base map was advanced, with the 2010 and 2014 maps completed and undergoing accuracy assessment. Forest inventory data was analyzed to develop country-specific emission factors for deciduous, semi-evergreen and evergreen forests. Several trainings were conducted and a process initiated to support the ambition of Cambodia to submit the FRL by the end of 2015. The UN-REDD Programme targeted assistance will provide further support to Cambodia to help meet this target.
- Two training events on how gender, women's empowerment and REDD+ are linked, and how these points can be more integrated into the national REDD+ process were delivered in April and May that led to the improved capacity of Technical Teams and the Consultation Group. They were able to identify and share how men and women are affected differently by, and how they can support, the national REDD+ process with REDD+ Taskforce Secretariat for inclusion in Cambodia's National REDD+ Strategy.
- The final evaluation of the UN-REDD Cambodia National Programme was conducted and a final evaluation report was received in July 2015. The National Programme was rated as "moderately satisfactory".

Country progress against the Warsaw Framework for REDD+



Financial performance against the 2015 Annual Work Plan



Targeted support approved January-June 2015

Approved amount (April): US\$ 125,000

Objective⁷: Support the strengthening of capacity for FREL/REL development in Cambodia and facilitate dialogue and exchange of information among Cambodia, Indonesia, Malaysia, Nepal and Viet Nam on FREL/FRL as they begin to interact with the UNFCCC.

3.4 COLOMBIA

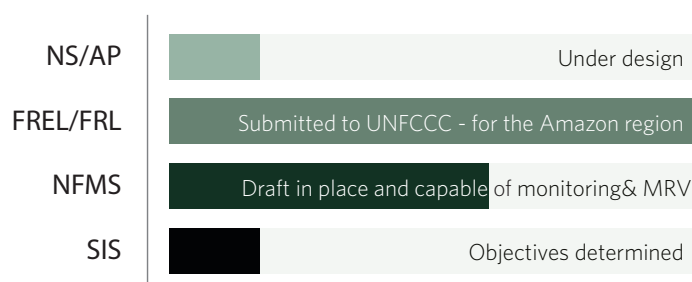
August 2014 – December 2017

Summary of National Programme Progress

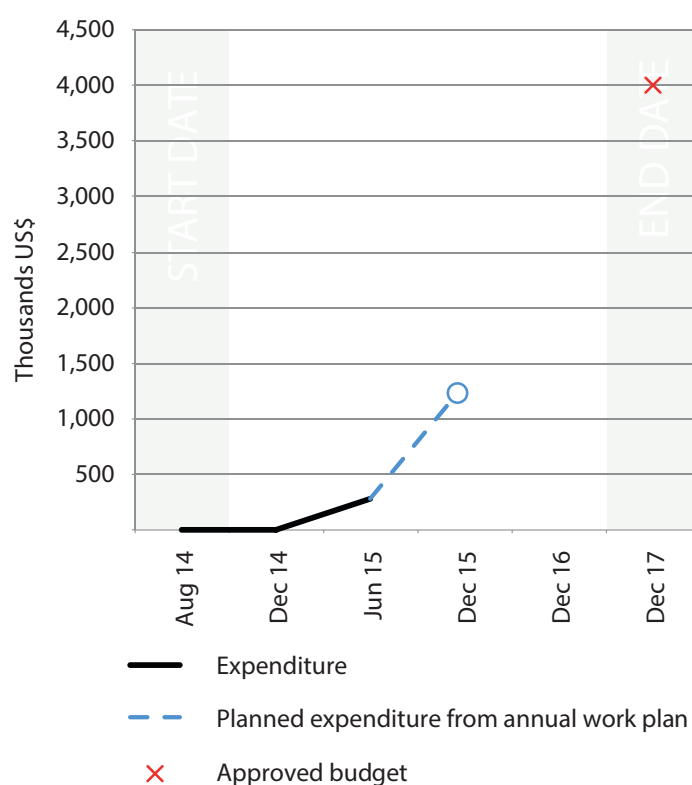
From January to June 2015, the Colombian National Programme made significant progress. Noteworthy technical support was received from the Ministry of Environment and Sustainable Development and the Institute for Hydrology, Meteorology and the Environment (IDEAM) agencies during this initial period with the aim of providing inputs that will bring about the REDD+ preparation process in Colombia. Additional achievements and progress include:

- Capacity building of the National Programme coordination unit was achieved through South-South exchange events.
- Recruitment and consolidation of the coordination unit and technical teams for each technical component was identified by the agencies in the National Programme Document.
- The inception workshop was held 8-9 April, with active participation by multiple stakeholders, including the government, Ministry of Sustainable Development and Environment, IDEAM, UN agencies, indigenous peoples representative organizations, afro-descendant organizations and farmer's associations as well as NGOs and co-operating agencies.
- The first National Steering Committee meeting for the National Programme was held on 10 April.
- Coordination with national government offices and agencies on adjustments to the National Programme's logic framework was defined in the National Programme Document;
- An agreement was reached with the national government on the operations and procurement plans for each of the National Programme components;
- Dialogue and initial agreements was initiated with indigenous peoples' organizations, afro-descendant organizations and rural communities regarding the implementation of the National Programme including laying out a roadmap for the participatory process of the National REDD+ Strategy;
- Technical support was provided to support the QA/QC system as part of the GHG Inventory for LULUCF and Agriculture sectors, as well as significant progress was made in the methodological proposal to monitoring forest degradation.
- Coordination and formulation of activities was undertaken with other institutions and technical cooperation agencies including the Deutsche Gesellschaft für Internationale Zusammenarbeit (GIZ) and the FCPF;
- Design of the work plan for a communications and knowledge management strategy was completed for the programme;
- Development of a gender strategy for the programme was undertaken.

Country progress against the Warsaw Framework for REDD+



Financial performance against the 2015 Annual Work Plan



3.5 REPUBLIC OF THE CONGO

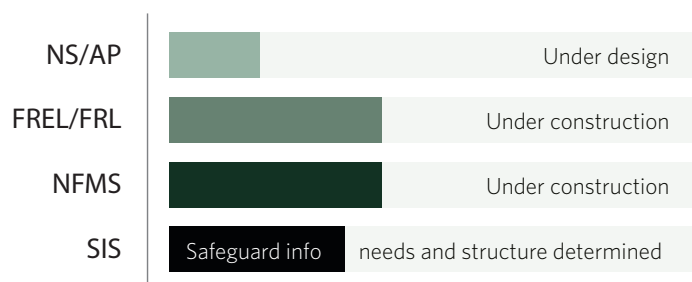
November 2012 – October 2015

Summary of National Programme Progress

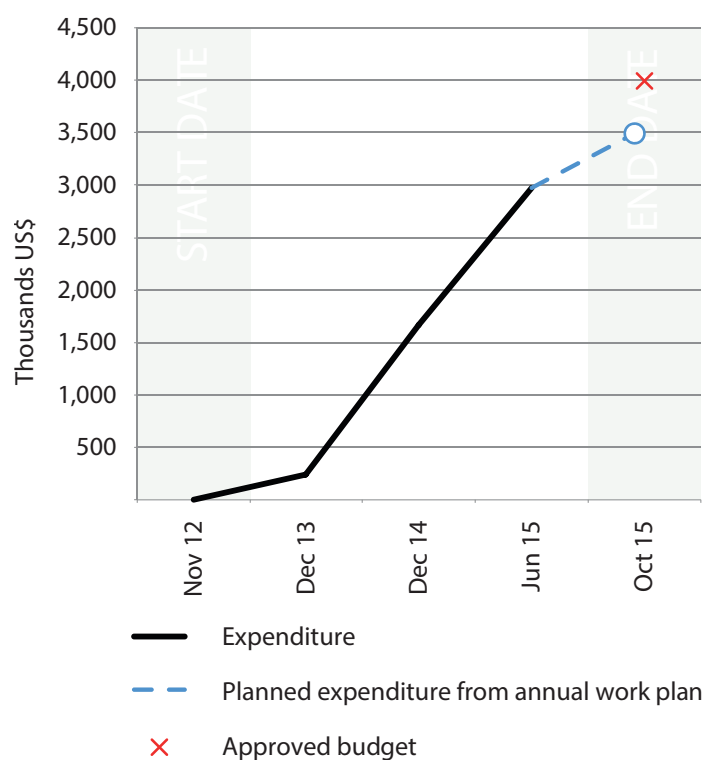
The Republic of the Congo National Programme has continued to see good progress in the first-half of 2015 whereby all implementing bodies of REDD+ are now in place (e.g. national, departmental, stakeholders, civil society) enabling the country's REDD+ process to take a significant step forward. Progress during the reporting period includes:

- The first draft of the National REDD+ Strategy was developed, which is currently under review and subject to results from a REDD+ cost-benefit analysis, mapping of multiple benefits and gathering of data on food prices and the agricultural product market. The investment plan for the National REDD+ Strategy has been launched and a national policy dialogue is underway.
- Ongoing initiatives include the compilation of a list of REDD+ projects and initiatives, development of the national FRLs and the measurement, reporting and verification, and monitoring (MRV&M) system (and associated web-portal). The processing and analysis of collected data in the NFI is on-going as well as the processing of satellite images and greenhouse gas (GHG) inventory to enable the development of tools that are both transparent and consistent with UNFCCC guidelines and requirements.
- Related to the above, the Congo is planning to present its national REDD+ strategy and its FREL at COP21 in December 2015. An application for the extension of the National Programme will be approved in August 2015 by the programme's steering committee before submission to the UN-REDD Programme Secretariat for a no-objection approval by the Policy Board.

Country progress against the Warsaw Framework for REDD+



Financial performance against the 2015 Annual Work Plan



3.6 CÔTE D'IVOIRE

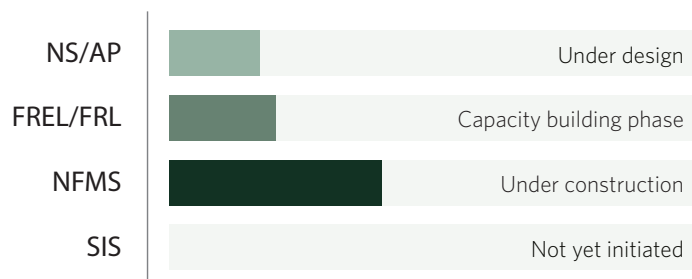
December 2014 – September 2017

Summary of National Programme Progress

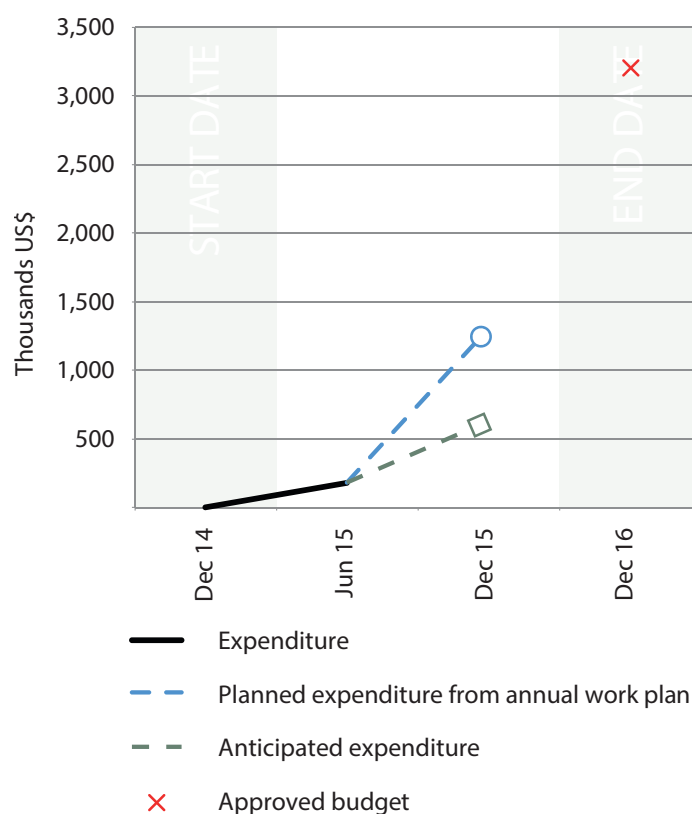
Côte d'Ivoire's National Programme activities during the reporting period reflect those identified in the 2015 annual work plan, specifically supporting: 1) strengthening coordination and stakeholder involvement; 2) the preparation and adoption of the National REDD+ strategy; 3) the design of a NFMS. Progress during the period is summarized:

- The reporting period saw the finalization of the forest law enforcement, governance and trade (FLEGT)/REDD+ platform for civil society, now known as the Ivorian Observatory for Sustainable Management of Natural Resources (*Observatoire Ivoirien pour la gestion durable des Ressources Naturelles (ORIEN)*).
- Discussions with the Ministry of Planning are ongoing. This Ministry is the body that drives the inter-ministerial taskforce leading the development of the national REDD+ strategy. Additionally, the ministries in charge of forests, agriculture, mining, economics and associated technical entities (*Société de développement des forêts, Office Ivoirien des Parcs et Réserves and the Agence nationale d'appui au développement*) have been involved in the activities as well as the private sector and agricultural sectors.
- Activities relating to the preparation and adoption of Côte d'Ivoire's National REDD+ Strategy commenced. This includes a significant breakthrough concerning the development of a payment for environmental services system and the adoption by the agricultural sector of the "zero deforestation in agriculture" concept including the development of concrete action in the sector.
- In relation to the design of a NFMS in Côte d'Ivoire, activities focused on capacity building of those entities involved in the NFMS process.

Country progress against the Warsaw Framework for REDD+



Financial performance against the 2015 Annual Work Plan



Targeted support approved January-June 2015

Approved amount to 14 West African countries, including Côte d'Ivoire (May): US\$ 162,000

Objective: Support the strengthening of regional capacity in West Africa for national forest carbon inventories.

3.7 NIGERIA

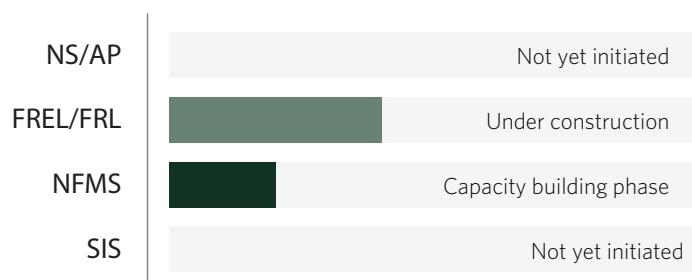
September 2012 – December 2016

Summary of National Programme Progress

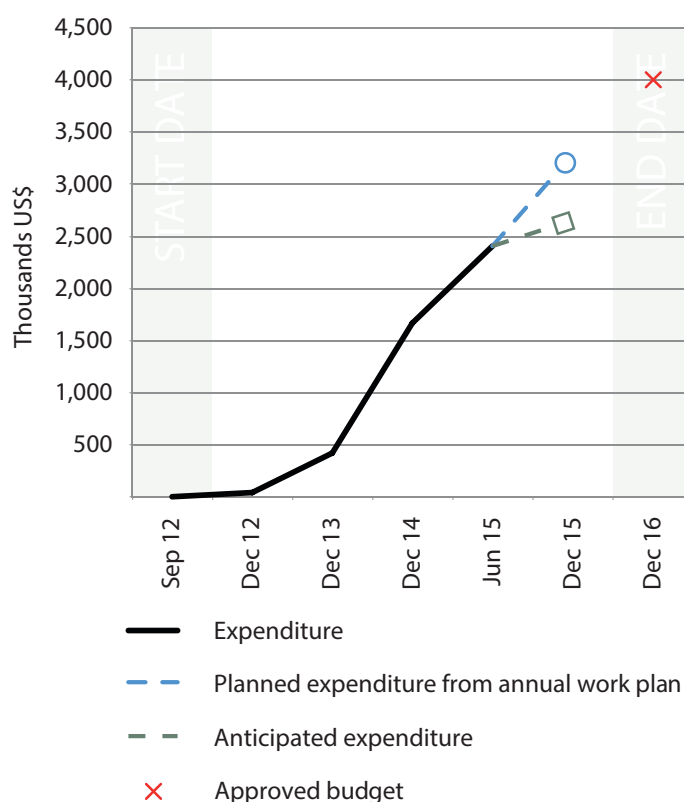
Delays in implementation of Nigeria's National Programme in 2013-2014 continued into much of the first-half of 2015. In mid-February, the Programme Steering Committee approved a no-cost extension, from the original end date of 28 February 2015 to 31 December 2016, with the provision that a joint (UNDP, UNEP and FAO) mission review the programme and make the required adjustments. Progress during the reporting period includes:

- The addition of a new national MRV Specialist and Chief Technical Advisor (CTA) to the programme's team.
- A joint mission undertaken in May by UN-REDD Programme regional technical advisors, met with national and state coordinators, the MRV specialist, and CTA to carry out the programme review. They revised the Annual Work Plan and Budget (AWPB) to focus on establishing the four elements of the Warsaw Framework for REDD+ in Cross River State as key elements that feed into national-level REDD+ readiness efforts. The revised AWPB provides the framework for the implementation of key activities for the remaining period of the programme.
- As part of developing the elements of the Warsaw Framework for REDD+, terms of reference for analytical work to support the REDD+ strategy development were completed and recruitment is ready to begin. Stakeholder engagement included a stakeholder forum, a safeguards workshop, and training in interpretation of remotely sensed imagery.
- The Participatory Governance Assessment (PGA) report is near completion.
- Consultations with the FCPF have begun to ensure synergies between activities support by the UN-REDD Programme and the FCPF, and to delineate roles and responsibilities clearly.

Country progress against the Warsaw Framework for REDD+



Financial performance against the 2015 Annual Work Plan



Targeted support approved January-June 2015

Approved amount to 14 West African countries, including Nigeria (May): US\$ 162,000

Objective: Support the strengthening of regional capacity in West Africa for national forest carbon inventories.

3.8 PANAMA

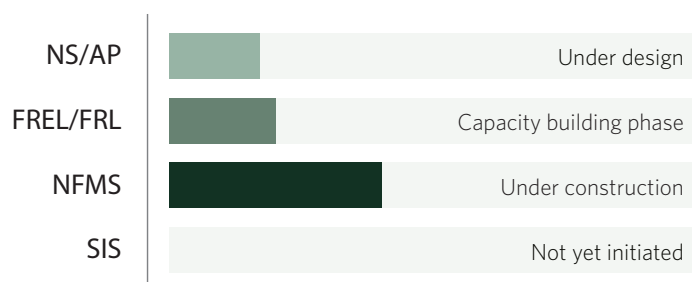
November 2010 – June 2015

Summary of National Programme Progress

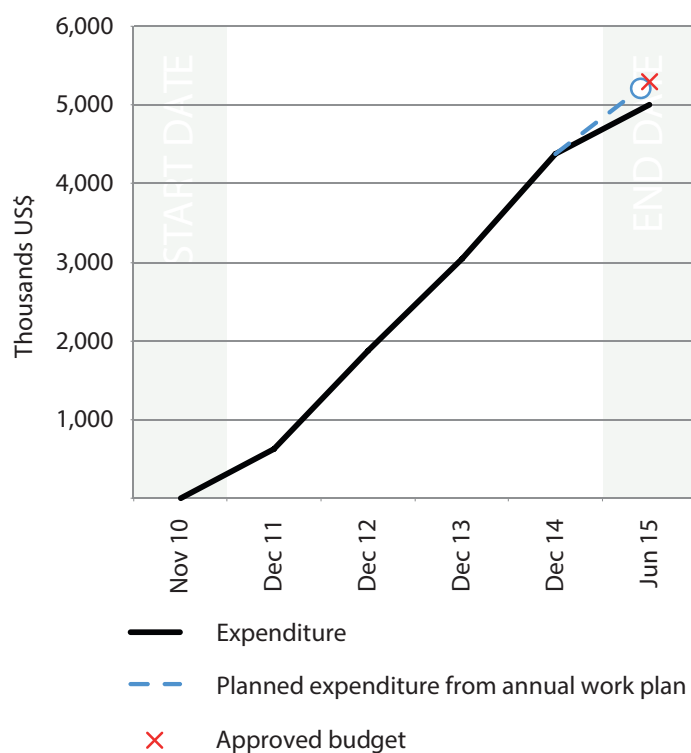
The Panama National Programme has seen steady progress in relation to the 2015 annual work plan and the decisions taken at the national steering committee meetings held in December 2014 and May 2015. Progress during the reporting period is summarized below:

- Based on the consultation and participation plan, the National Programme continued its process of active listening with five different channels: public and private institutions, indigenous peoples, Afro-descendants, peasants, and gender and women's empowerment. This process is essential for the consultative phase of the draft National REDD+ Strategy, as well as in identifying perceptions, problems and challenges for REDD+ in Panama.
- In April 2015 the National Bureau for REDD+ was convened with the participation of over 200 key actors where the conceptual framework of the National REDD+ Panama strategy was presented and discussed.
- The proposal on giving legal/regulatory support for the implementation of REDD+ was developed including an assessment of the legal framework and institutional analysis to be included in development of the National REDD+ Strategy.
- A training workshop was held in February aimed at establishing benchmarks for Panama's FREL/FRL.
- The conceptual framework and institutional aspects for the implementation of a NFMS in Panama were presented to the Ministry of Environment (MIAMBIENTE), including a proposal outlining the required operational elements and technical personnel.
- An assessment of the total forest area and rate of deforestation in Panama was completed to be used in national statistics and to inform international conventions and processes.
- A consultancy firm has been hired to develop the conceptual framework for the national approach to safeguards. The assessment will use international best practices and national circumstances to help inform the national approach to safeguards and help design Panama's SIS.

Country progress against the Warsaw Framework for REDD+



Financial performance against 2015 Annual Work Plan



3.9 PAPUA NEW GUINEA

June 2011 – December 2015

Summary of National Programme Progress

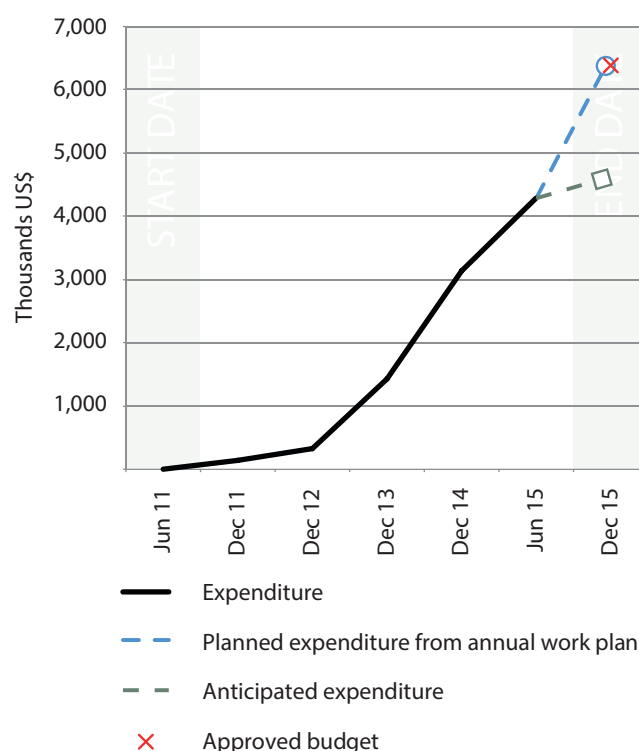
Papua New Guinea's (PNG) National Programme continued to strengthen ties between the PNG Forest Authority (PNGFA) and the Office of Climate Change and Development (OCCD) which resulted in improved implementation and coordination of the programme. Capacity in the OCCD and PNGFA was further strengthened through direct involvement of its staff in preparation and implementation of programme activities. It is intended that the programme will be extended for an additional year to 2016, to enable completion of all outputs. PNG's progress during the reporting period includes:

- Continued awareness-raising and field-testing of safeguards in two additional provinces.
- Free, prior and informed consent guidelines with provisions for gender considerations were field tested and results will be used to further strengthen the guidelines. (See [Gender, Box 1](#)).
- A practical framework for a benefit sharing and distribution system was developed with input from an institutional context analysis study.
- A draft national REDD+ communication strategy was prepared, providing recommendations for the short and medium term.
- A contractor for conducting a study on national circumstances and abatement levers was identified.
- The Satellite Land Monitoring System laboratory in OCCD was equipped with hardware and software and was officially opened by Minister John Pundari of the Department of Environment and Conservation.
- Methodological development and training (to PNGFA, PNG Forest Research Institute and PNG University of Technology) for biodiversity, soils, species identification and data management under the NFI was completed. The methodology for PNG's NFI, as the major information source of emission factor, has been determined.
- PNG gained the capacity to operate two major land-use assessment tools (*Collect Earth* and *Terra PNG*) and an information dissemination tool (Web-portal). With these tools, PNG has started a national land-use assessment using Terra PNG and has progressed in stakeholder consultations on the web-portal.
- PNG is progressing steadily in establishing the country's MRV system.
- As progress on SIS has been delayed, this body of work will be taken up through FCPF support, planned for 2015 – 2018.

Country progress against the Warsaw Framework for REDD+

NS/AP	Not yet initiated
FREL/FRL	Under construction
NFMS	Under construction
SIS	Not yet initiated

Financial performance against the 2015 Annual Work Plan



Targeted support approved January-June 2015

Approved amount to Pacific Islands, including Fiji, PNG, Solomon Islands and Vanuatu (January): US\$ 150,000.

Objective: Support enhancing capacity for construction of FREL/FRL and drafting of FREL/FRLs with an expert feedback cycle.

3.10 PARAGUAY

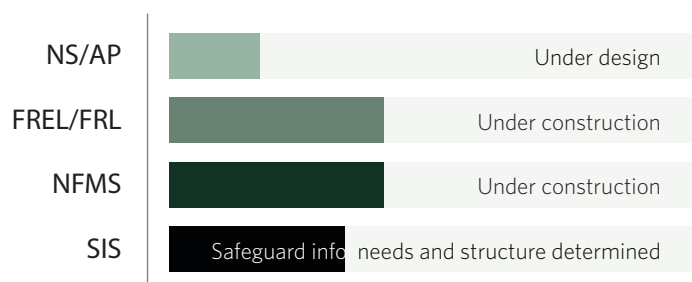
August 2011 – January 2016

Summary of National Programme Progress

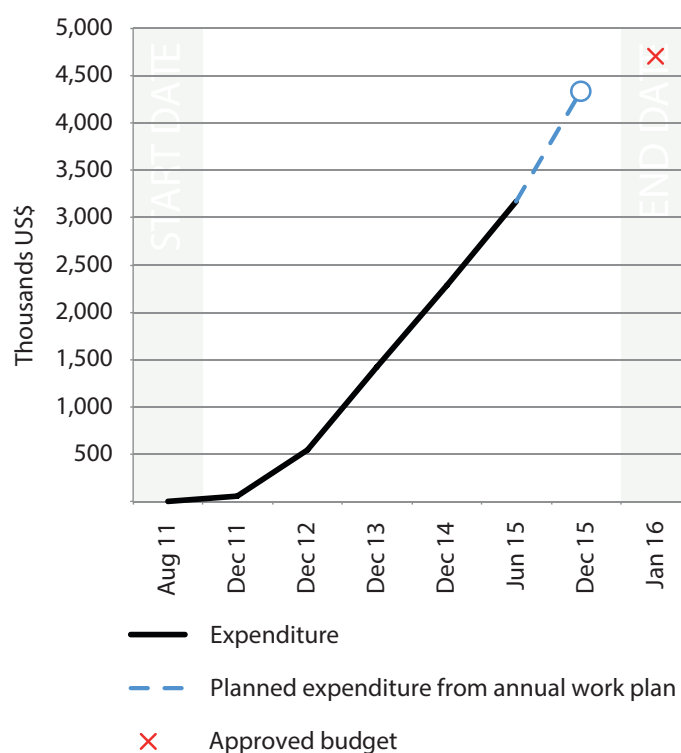
In the first six months of 2015, Paraguay's National Programme has made significant progress in stakeholder mapping, multiple benefits, NFMS and safeguards. Progress during the reporting period includes:

- Mapping, characterization and analysis of REDD+ stakeholders was undertaken including an analysis of REDD+ stakeholder involvement. Related to this process was the identification and development of specific communication messages for different stakeholder audiences.
- An analysis of the legal framework necessary for the implementation of REDD+ in Paraguay commenced.
- A study on the multiple benefits of REDD+ in Paraguay was completed.
- A market-based mechanism for remuneration and compensation of forests was designed.
- Additional sectors for REDD+ involvement were identified and prioritized taking into consideration the findings from the analysis of the main drivers of deforestation and the study on multiple benefits of REDD+.
- Under the coordinated work of the Third National Communication Project and the UN-REDD Programme, a GHG inventory workshop was carried out for agriculture and land use, land-use change and forestry (LULUCF) sectors.
- Work on Paraguay's NFMS continued through the inclusion of results from the NFI and data from the earth satellite monitoring system. This information will form the basis of the GHG inventories for the LULUCF sectors as well as define a FREL for Paraguay.
- A workshop was held in June for indigenous communicators to build their capacity to raise social awareness relating to key concepts of REDD+ and climate change within indigenous communities.
- The National Joint Programme institutions developed a matrix identifying existing key legal regulations and their relationship to the Cancun agreement on safeguards. These results will serve as the basis for the design and implementation of the SIS.

Country progress against the Warsaw Framework for REDD+



Financial performance against the 2015 Annual Work Plan



3.11 SRI LANKA

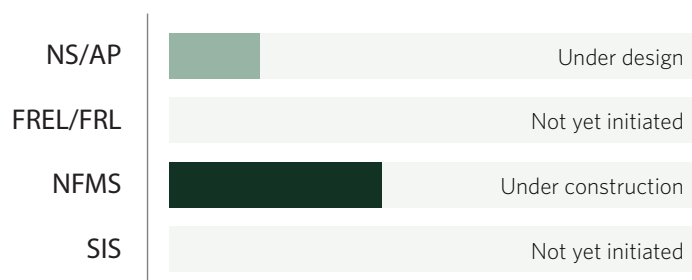
April 2013 – March 2016

Summary of National Programme Progress

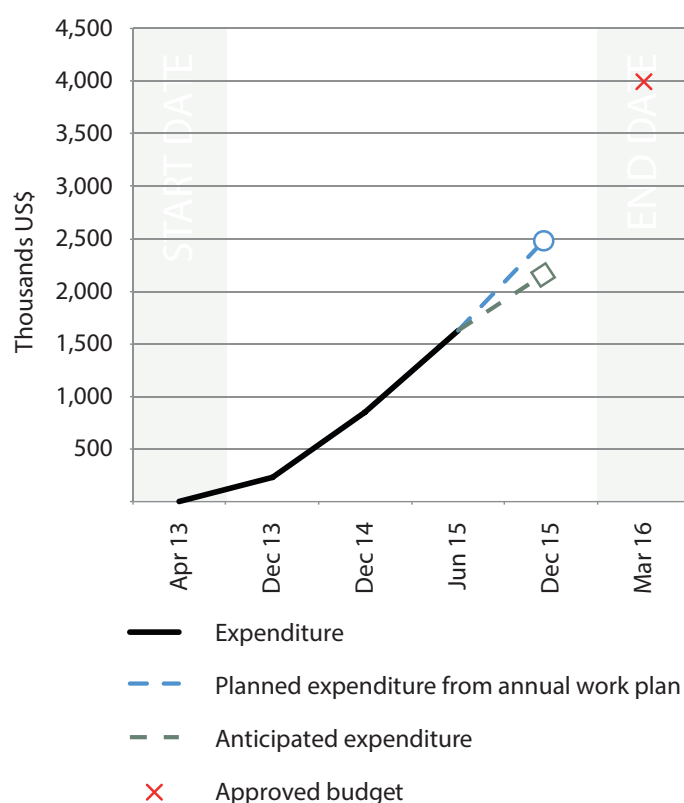
Sri Lanka's National Programme has progressed well in 2015 seeing the completion of several activities which began in 2014, including:

- Finalization of the private sector engagement plan, which revealed the major barriers to private sector involvement in reforestation and forest restoration. Based on the study, the programme has prioritized two main entry points for private sector engagement with REDD+ processes (i) engagement in MRV-related activities in compiling database of forest-friendly activities and capacity building; and (ii) development of the national REDD+ strategy.
- Launch of the Sri Lanka REDD+ [website](#) in May 2015.
- Completion of a report on drivers of deforestation in Sri Lanka, with key findings to be made available on the new website.
- Continuation of the development of the REDD+ roadmap, through which Sri Lanka has developed its vision for REDD+ and to identify and prioritize potential policies and measures, and to discuss options for new institutional arrangements.
- Commencement of technical studies on the topics of grievance redress mechanism, public fund management and land tenure, which will be finalized in 2015.
- Continued progress on MRV with the support of the MRV Task Force. Major achievements include (i) development and validation of the parameters for the NFI and satellite forest monitoring system, (ii) capacity developed on land cover classification systems, and updating of 1985 land cover/use data to 2000 and 2010.
- Convening of seven district-level awareness workshops for representatives of Civil Society Organizations (CSOs).
- Selection of Sri Lanka as a pilot country to demonstrate CBR+, offering the programme an opportunity to link community-based interventions to national REDD+ processes.
- Addition of two new PMU staff members — a full-time Chief Technical Adviser (April) and a new Communications Officer (June).
- Preparation by the PMU of a no-cost extension up to March 2017, subject to Policy Board approval.

Country progress against the Warsaw Framework for REDD+



Financial performance against the 2015 Annual Work Plan



3.12 WARSAW FRAMEWORK FOR REDD+ TRANSITION AND PROGRESS

Following the adoption of the Warsaw Framework for REDD+ (Warsaw Framework) at the UNFCCC COP 19, the UN-REDD Programme has started to align its support to these decisions and has begun tracking country progress in achieving the elements of the Warsaw Framework.

Assessments of the eleven active National Programmes through the semi-

annual reports identified that countries have progressed the most in developing a NFMS, with the majority reporting their NFMS as under construction.⁸ Similarly for the FREL/FRL, the majority of countries report their FREL/FRL's as under construction or in capacity building phase. Progress on NS/AP's remains incipient with the majority of countries reporting being in the design phase. The SIS remains the area of least progress, with only four countries having reported identifying the objectives, needs and structure, and the remainder indicating that activities were yet to

be initiated. These findings offer some useful insight into the interconnectivity of the four Warsaw elements, the complexity of the work involved related to NS/AP and SIS and the linkages and iterations among the four elements.

The UN-REDD Programme's contribution to progress against the Warsaw Framework elements is exemplified below based on the inputs from the eleven active National Programmes as of 30 June.

NS/AP

Under design	7	Argentina, Colombia, Republic of the Congo, Côte d'Ivoire, Panama, Paraguay and Sri Lanka.
Draft under deliberation	1	Cambodia

FREL/FRL

Capacity building phase	2	Côte d'Ivoire and Panama
Under construction	5	Cambodia, Republic of the Congo, Nigeria, Paraguay and Papua New Guinea.
Submitted to UNFCCC	1	Colombia

NFMS

Capacity building phase	2	Bolivia and Nigeria
Under construction	8	Argentina, Cambodia, Republic of the Congo, Côte d'Ivoire, Panama, Paraguay, Papua New Guinea and Sri Lanka
Draft capable of monitoring & MRV	1	Colombia

SIS

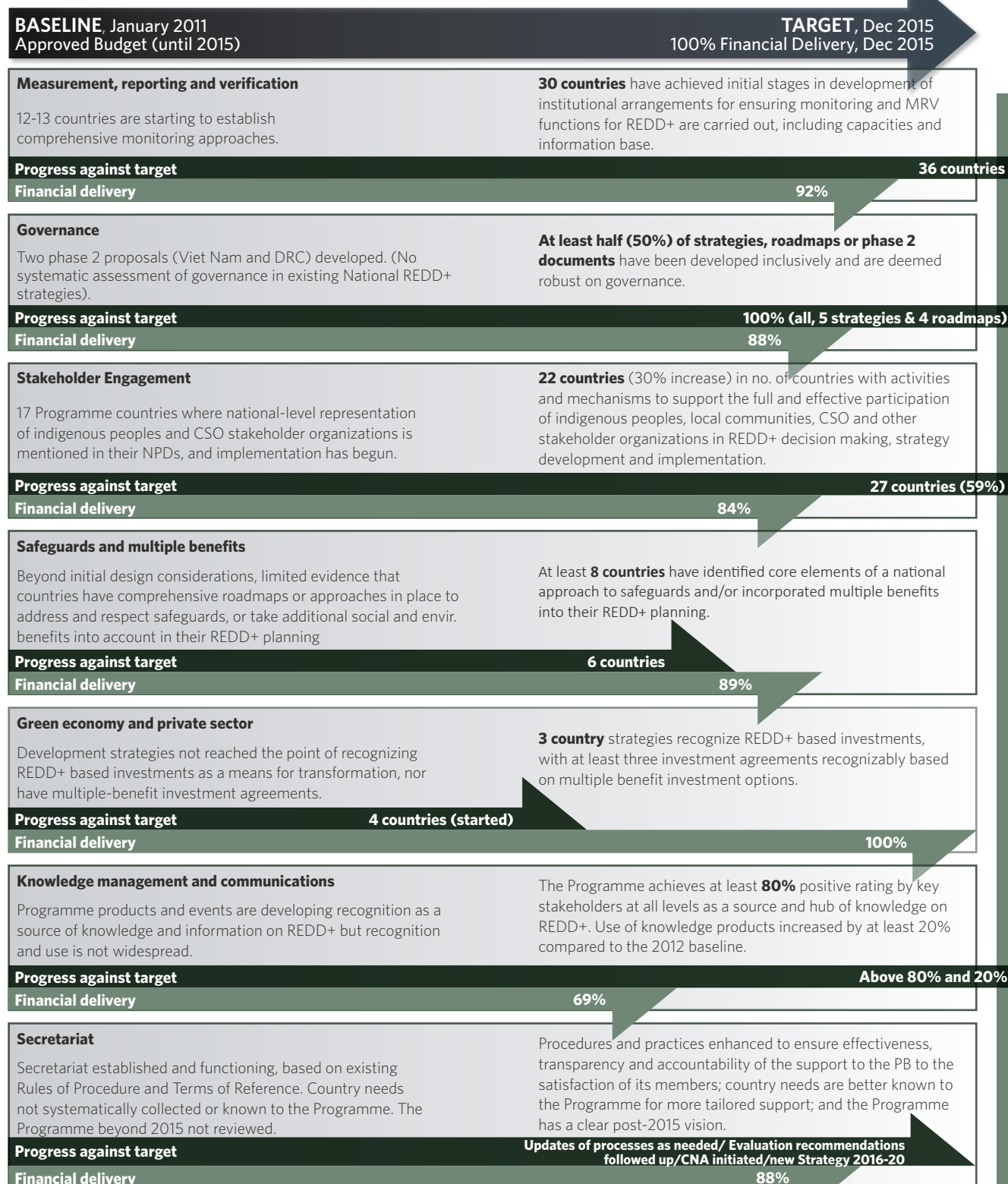
Objectives determined	2	Cambodia and Colombia
Safeguard information needs and structure determined	2	Republic of the Congo and Paraguay

PROGRESS AND HIGHLIGHTS OF THE SUPPORT TO NATIONAL REDD+ ACTION: GLOBAL PROGRAMME FRAMEWORK 2011-2015

The Support to National REDD+ Action: Global Programme Framework 2011-2015 (SNA) has achieved several distinct results through its global, regional and country level support during the reporting period, and has advanced towards the expected December 2015 targets of the [SNA Monitoring](#)

[Framework 2011-2015](#). (See snapshot below). The SNA has been an important instrument of the UN-REDD Programme to support the REDD+ efforts of countries' to meet UNFCCC REDD+ related guidelines and requirements (most notably those of the Warsaw Framework for REDD+). This has been

accomplished through the development of common approaches, analyses, methodologies, tools and data and sharing of best practices. The results and lessons learned to date across the work areas, or SNA outcomes, have been built into the [UN-REDD Programme 2016-2020 Strategic Framework](#).



This snapshot lists the SNA outcomes with the arrows showing progress as at 30 June 2015 against targets by December 2015 (to the right). The baselines are listed to the left. The financial delivery (%) is only interim. (See remarks on page 3 and page 17).

4.1 SNA OUTCOMES

Selected key achievements as of 30 June under each of the SNA outcomes are described on the following pages, with additional details provided in Annex 12 and in a complementary list of activities accessible [here](#).

MEASUREMENT, REPORTING AND VERIFICATION, AND MONITORING

Outcome 1: REDD+ countries have systems and capacities to develop and implement MRV and monitoring.

Target: 30 countries receiving support from the UN-REDD Programme have achieved initial stages in development of institutional arrangements for

ensuring monitoring and MRV functions for REDD+ are carried out, including capacities and information base.

Progress and highlights

Of the 61 partner countries, 12 on-going National Programmes further developed different aspects of their NFMS and FRL. A further 24 partner countries have enhanced their capacities through targeted support and/or backstopping and the remaining 25 partner countries through sub-regional and regional training events. In the six month period, a selection of achievements includes:

- Open Foris software suite expanded with a package for radar image processing with Bangladesh, Ethiopia, Tanzania, Viet Nam and Zambia working with the software so far.
- Kenya completed the accuracy assessment of the existing land cover change assessment; the Democratic Republic of the Congo (DRC) completed the historical analysis of deforestation and updated their deforestation rates; Zambia finalized its historical analysis of forest cover change; and DRC has a full-trained and almost autonomous forest monitoring unit.
- Bhutan, Mongolia and Pakistan advanced with their NFMS action plans. These countries and
- Bangladesh also built their capacities on GHG and inventories. Paraguay increased capacities on GHG inventory for LULUCF and agriculture.⁹
- Ecuador NFMS Web dissemination Platform deployed. PNG, Bangladesh and Cambodia completed their NFI methodologies.
- Mesoamerica enhanced capacities on NFI and allometric equations in collaboration with Comisión Nacional Forestal (CONAFOR) and Centro Agronómico Tropical de Investigación y Enseñanza (CATIE).
- DRC progressed with the FRL with planned submission in early 2016 to the UNFCCC as a result of technical backstopping and Bhutan and Honduras improved their FRL capacity with FRL action plans developed.¹⁰ South-south knowledge exchange and sub-regional workshops on FREL/FRL including 1) Cambodia, Indonesia, Malaysia Nepal and Viet Nam; 2) Fiji, PNG, Solomon Islands and Vanuatu and 3) Colombia, Ecuador, Panama and Mexico.
- Two global capacity-building webinars on FRL held (in English and Spanish), resulting in enhanced capacity of

over 100 forestry experts from Government institutions, civil society and private sector attending.

- Argentina increased capacities on forest degradation through a south-south cooperation with Bolivia, Chile and Colombia.

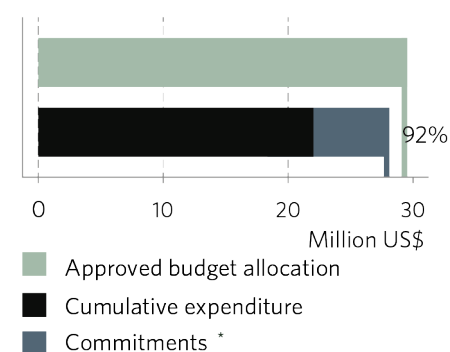
See details of the capacity building events and other trainings and exchanges [here](#).

Knowledge tools and resources¹¹

- Technical considerations for FREL and/or FRL construction for REDD+ under the UNFCCC" ([English](#)). French and Spanish versions to be published by November 2015.
- A [manual](#) for the evaluation of biomass and calculating the uncertainty in the selection of Allometric equations and eight publications and reports related to Allometric equation development.

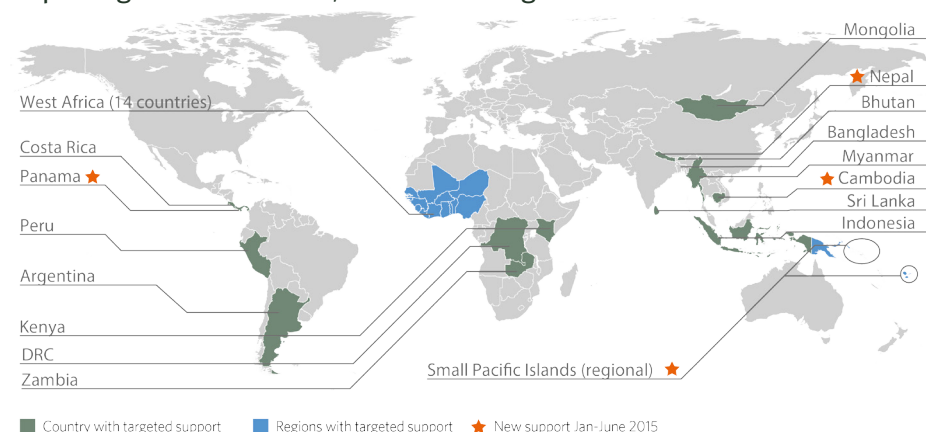
Financial Snapshot¹²

1 Nov 11 - 30 June 15



* The commitments represent binding programmatic and financial commitments to be disbursed in the future period(s). This applies to all financial snapshots under the SNA outcomes.

Countries with targeted support related to Measurement, Reporting and Verification, and Monitoring



GOVERNANCE

Outcome 2: Credible, inclusive national governance systems are developed for REDD+ implementation.

Target: 50% of strategies, roadmaps or phase 2 documents supported by the UN-REDD Programme have been developed inclusively and are

deemed robust on governance.

Progress and highlights

All strategies (Cambodia, Costa Rica, Ecuador, Republic of the Congo and Zambia) and roadmaps (Côte d'Ivoire, Madagascar, Malawi and Paraguay) developed inclusively. In addition, various governance elements built blocks for robust gender equitable institutional, legal and fiduciary arrangements. In the six-month period, the key achievements included:

- Ecuador and Zambia finalized and submitted their national REDD+ strategy/action plans for official endorsement and budget allocation and initiated fundraising and investment planning for implementation.
- Cambodia, Costa Rica and the Republic of the Congo progressed significantly with their national REDD+ strategy development, with draft versions circulated for consultation and improved on iteratively.
- Côte d'Ivoire, Madagascar, Malawi and Paraguay initiated work on integrated and inclusive roadmaps for the design of national REDD+ strategies, building on the components of readiness and other relevant analytical and planning processes.
- Peru and Chile advanced the design of their national financial mechanisms to receive REDD+ results-based payments and channel resources towards the implementation of their national REDD+ strategies.
- Indonesia launched a Forest Governance Index and an Evaluation of the Forest Licencing System and has expressed interest in the Forest

Governance Integrity (FGI) informing policy-making on REDD+ and forest governance.¹³

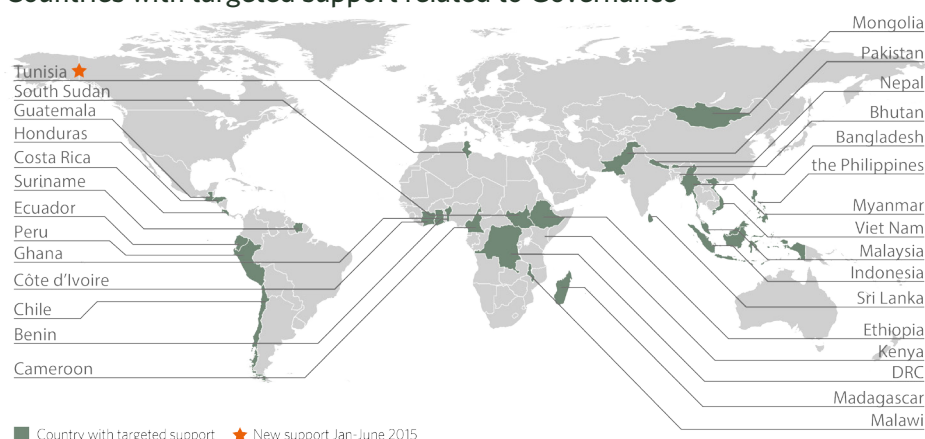
- Costa Rica completed a pilot of its Monitoring System of Land Use Change for Productive Landscapes focusing on pineapple production. A video is available [here](#).
- Kenya's Anti-Corruption and REDD+ Task Force reviewed the Kenya Forest Service Code of Conduct to enhance integrity and contribute to improved forest governance locally.¹⁴
- Ecuador, Indonesia, Nigeria and Viet Nam undertook capacity-building, issue-diagnosis and mainstreaming efforts to catalyse gender responsive action and gender equitable REDD+ implementation.¹⁵ (See gender, [Box 1](#))
- Key legal considerations related to development and implementation of REDD+ strategies analyzed in a 375-member [forum](#) on legal preparedness for REDD+; for example, legal experts from seven countries discussed summary of Guatemala's legal diagnostic related to REDD+.
- Côte d'Ivoire, Kenya, Madagascar, Malawi and Nepal advanced their assessment of legal and policy frameworks and identification of opportunities to modify/improve legislation and policies in order to better integrate REDD+ considerations and establish enabling conditions for REDD+. Côte d'Ivoire drafted an amended version of its Decree establishing a REDD+ National Commission.
- Awareness raised on tenure in six countries (Cambodia, Madagascar, Malawi, Sri Lanka, Tunisia and Viet Nam), including Cambodia's recording of community tenure

relationships and Tunisia connecting the Voluntary Guidelines on the Responsible Governance of Tenure (VGGT) and REDD+ as a precursor to national tenure work.¹⁶ Tenure analyses advanced by five countries, for example examining the implications of forest tenure for forest management (Madagascar);¹⁷ analysing natural resource regimes using the VGGT as a framework (Malawi); analysing Policies and Measures (Sri Lanka); assessing provincial forest land tenure policies (Viet Nam); and clarifying implications of tenure frameworks for REDD+ (Tunisia).

Knowledge tools and resources

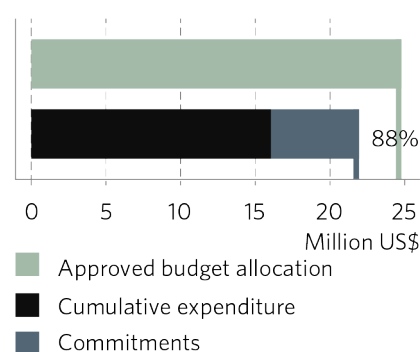
Building on lessons learnt and best practices, conceptual frameworks for UN-REDD's support to credible, inclusive national governance systems for REDD+ were formalized in the 'learning journals' (to be launched in September 2015) for regional and national 'REDD+ Academies', specifically, the learning journals on National Strategies and Action plans (#4), Policies and Measures (#8) and Governance (#12).

Countries with targeted support related to Governance



Financial Snapshot

1 Nov 11 - 30 June 15



Box 1

GENDER

Key progress in the six-month reporting period at the country level, has involved operationalizing policy-level gender guidance into practice. To illustrate, in PNG, gender considerations within the Free, Prior and Informed Consent Guidelines are being field-tested, while in Indonesia gender sensitive REDD+ safeguards are being applied. In Nigeria, the participatory governance assessment examined gender-disaggregated data, which in turn allowed for gender-sensitive considerations in both its analysis and recommendations for improvements. In Colombia, the UN-REDD Programme's [Country Approach to Safeguards Tool \(CAST\)](#) was applied, which includes specific gender considerations. In Indonesia and Ecuador, toolkits and training documents have been developed respectively for undertaking gender-responsive REDD+ action.

Furthermore, REDD+ capacity building and stakeholder engagement efforts are increasingly incorporating gender considerations and facilitating a bottom-up approach to inform REDD+ actions. For example, 1) the Gender Group in Cambodia led gender and REDD+ capacity building workshops with the REDD+ Technical Teams and Consultation Group; 2) Indonesia organized a [workshop on integrating women's perspectives](#)

[in REDD+](#) with government, academic and civil society stakeholders; 3) Panama, as part of its Active Listening Process, organized two workshops with women representing peasant, indigenous peoples and Afro-descendent communities; 4) regional lessons learned and good practices on gender and REDD+ were shared during the [Asia-Pacific Indigenous Peoples/ CSO Knowledge Exchange](#) and the Latin America and the Caribbean [Regional Workshop on Stakeholder Engagement, Gender, and Knowledge Management](#); 5) and a [Women's Dialogue on Gender and Forests](#) was organized with indigenous women leaders during the United Nations Permanent Forum on Indigenous Issues (UNPFII).

Overall, while efforts towards greater gender parity across stakeholder engagement efforts are still needed, there has been an improvement in generating more gender-disaggregated data. Of the knowledge events that reported gender breakdown, participation averaged 56% men and 44% women, while women were actively encouraged to participate as panelists to share their experiences. Additionally, REDD+ Academy Learning Journals have integrated gender-sensitive guidance.

STAKEHOLDER ENGAGEMENT

Outcome 4: Indigenous peoples, local communities, civil society organizations and other stakeholders participate effectively in national and international REDD+ decision making, strategy development and implementation.

Target: 30% increase in the number of countries that have activities and mechanisms to support the full and effective participation of indigenous peoples, local communities CSO and other stakeholder organizations in REDD+ decision making, strategy development and implementation.

Progress and highlights

Twenty-seven countries¹⁸ (a 59% increase) have continued to establishing or enhancing the participation of indigenous peoples and civil society organisations in national platforms for REDD+, including REDD+ programme management bodies, REDD+ information & policy dialogues, and REDD+ deliberations. Further, in the last six months, a total of 21 countries have strengthened the full and effective engagement of indigenous peoples and CSOs as key stakeholders in national REDD+ processes. This has been advanced through a wide range of approaches, including:

- Improved indigenous peoples and CSO platforms to enable these stakeholders to formally and systematically participate in, and inform national REDD+ processes, including the review of national strategies or participating in national policy dialogues for REDD+ — this was notable in several countries.¹⁹
- Establishment of participatory governance mechanisms to ease the recognition and advancement

of the rights and development priorities of indigenous peoples and other vulnerable stakeholders, such as Honduras' draft law on public consultations, PNG's design and testing of Free, prior and informed consent (FPIC) protocols (with the active participation of indigenous peoples), Viet Nam's inclusion of FPIC in provincial REDD+ plans, and Sri Lanka's review and design of a grievance redress mechanism for REDD+.

- Kenya progressed on the development of two separate guidelines for stakeholder engagement and FPIC (the latter will be the first to be designed by an indigenous organization itself, in a REDD+ context in Africa).
- Local engagement in REDD+ advanced through the initiative on CBR+, with CBR+ country plans approved in all six pilot countries (DRC, Cambodia, Nigeria, Panama, Paraguay and Sri Lanka). Following calls for proposals in all countries, except Paraguay, over 150 proposals from indigenous peoples, local communities and CSOs have been

received. See Annex 12, Section 3.

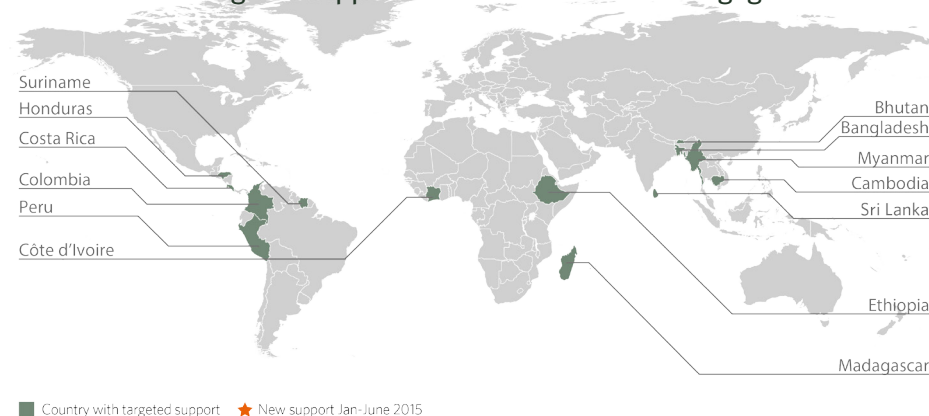
In addition, regional and global stakeholder alliances and capacities to ensure stakeholder engagement in countries were strengthened through a number of regional and global exchanges. See details [here](#).

Guidance to support full and effective stakeholder engagement was developed collaboratively by the UN-REDD Programme, the FCPF and the Inter-American Development Bank. See below.

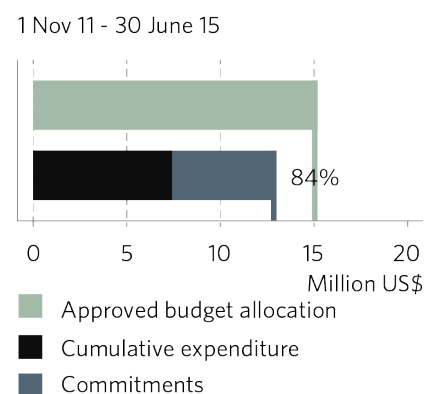
Knowledge tools and resources

- [Joint FCPF/UN-REDD Programme Guidance Note for REDD+ Countries: Establishing and Strengthening Grievance Redress Mechanisms \[more information\]](#).
- Information Note and Video of key messages from Asia-Pacific Exchange among Civil Society and Indigenous Peoples' Representatives and Leaders, May. ([Video](#)).
- Video on Grievance and CSO participation in REDD+ workshop in April in Colombia ([video](#)).

Countries with targeted support related to Stakeholder Engagement.



Financial snapshot



SAFEGUARDS AND MULTIPLE BENEFITS

Outcome 5: Safeguards are addressed and respected and multiple benefits of REDD+ are realized.

Target: At least 8 UN-REDD Programme partner countries have identified core elements of a national

approach to safeguards and/or incorporated multiple benefits into their REDD+ planning.

PROGRESS AND HIGHLIGHTS

The Programme's continued support to partner countries on safeguards and multiple benefits has contributed to six countries (Cambodia, Costa Rica, DRC, Ecuador, PNG and Zambia) having core elements of a national approach to safeguards identified and/or incorporated multiple benefits into their REDD+ planning. In the six-month period, especially twelve countries (Bhutan, Cambodia, DRC, Ecuador, Kenya, Nigeria, Panama, Paraguay, Peru, the Republic of the Congo, Uganda and Viet Nam) showed progress with the following key results and progress achieved:

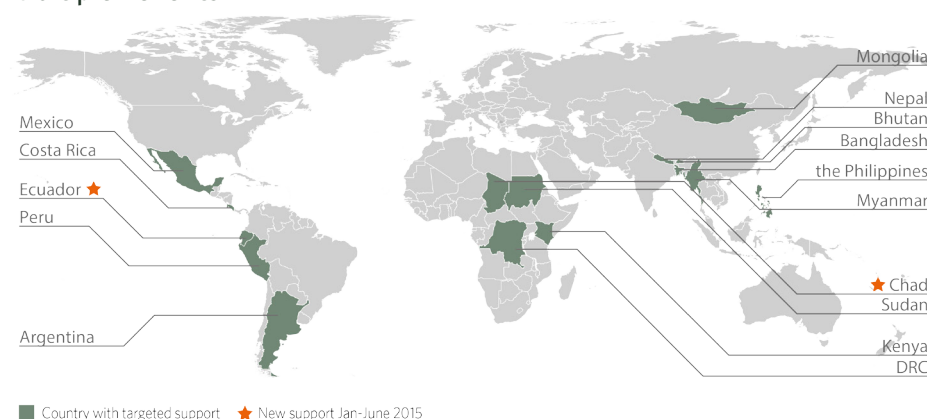
- Kenya completed its analysis of potential multiple benefits in the country, which is ready for validation by October 2015; Cambodia, the Republic of the Congo and Viet Nam progressed with their mapping work on the scope for REDD+ actions that deliver multiple benefits, Cambodia and the Congo progressed their REDD+ cost-benefit analysis work, and Peru advanced its development of an interactive tool for REDD+ spatial decision support.
- Panama and Paraguay realized their final mapping reports on potential for multiple benefits from REDD+, and DRC its economic valuation feasibility study.
- Nigeria, Uganda and Viet Nam advanced with their plans for advancing their national approaches to safeguards.
- Bhutan refined an assessment of existing policies, laws and regulations in relation to how they might contribute to addressing the Cancun safeguards.
- Ecuador identified information sources or systems that will contribute to their SIS; Mexico instigated an assessment of existing information systems and reporting mechanisms that could contribute to their SIS; and PNG made progress on identification of information systems and sources that could contribute to their SIS.
- DRC and the Republic of the Congo developed the capacity to collect safeguards information and develop indicators.
- South-South knowledge on safeguards and SIS were exchanged, and capacities strengthened, in Africa and the Asia-Pacific region, through regional workshops held in Thailand and Kenya.
- Global platforms and events provided opportunities for countries to exchange experiences and explore concepts related to applying national approaches to safeguards, including SISs. These included the following the United Nations Forum on Forests

Interlaken+10 in Switzerland; mini-seminar by the Norwegian Agency for Development Cooperation (NORAD) on country approaches to safeguards in Norway; the eighth REDD+ Social and Environmental Standards Exchange and Learning Workshop in Nepal; and the UN-REDD PB14 Information Day in the United States.

Knowledge tools and resources

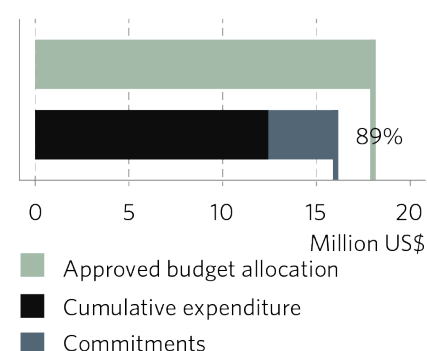
- Asia-Pacific region [Information Note on Cancun Safeguards, SIS and Summary of Information](#), and corresponding [video](#) (English).²⁰
- The Benefits and Risks Tool (BeRT) and its user manual released [online](#) (English, French and Spanish).
- Feasibility study for an economic valuation of REDD+ multiple benefits, DRC (English and French).
- Report on potential for multiple benefits from REDD+ in Paraguay (English and Spanish).
- Report on potential for multiple benefits from REDD+ in Panama (English and Spanish).
- Ten new tutorials to support mapping of multiple benefits using open source geographic information systems (QGIS) (English).

Countries with targeted support related to Safeguards and Multiple Benefits



Financial snapshot

1 Nov 11 - 30 June 15



GREEN ECONOMY AND PRIVATE SECTOR

Outcome 6: Green economy transformation and REDD+ strategies and investments are mutually reinforcing.

Target: Three UN-REDD Programme country strategies recognize REDD+ based investments, with at least three investment agreements recognizably

based on multiple benefit investment options.

PROGRESS AND HIGHLIGHTS

Four countries (Côte d'Ivoire, Costa Rica, Peru and Panama) started identifying and classifying REDD+ financing options and REDD+ investment opportunities for the private sector, which will consider non-carbon benefits and support the implementation of national REDD+ strategies. In the six-month reporting period, the main achievements include:

- Indonesia, headed by the Indonesian Investment Coordinating Board, developed a draft definition of green investment and draft green investment guiding principles following multi-stakeholder consultations. Three priority sectors were selected, including land-use.
- Indonesia, Tanzania and Zambia completed national forest valuation studies during the first half of 2015. Ethiopia and Nepal are currently assessing the full economic value of forests to their national economies and the studies will be published in early 2016.
- Peru and Indonesia initiated business cases for REDD+ analyses on fiscal policies governing agricultural commodity production, which are anticipated to be ready by December.
- Ecuador's development of REDD+ PAMs, REDD+ investment opportunities, and cross-sectoral dialogues being planned with main

activities foreseen to be finalised by August 2016.

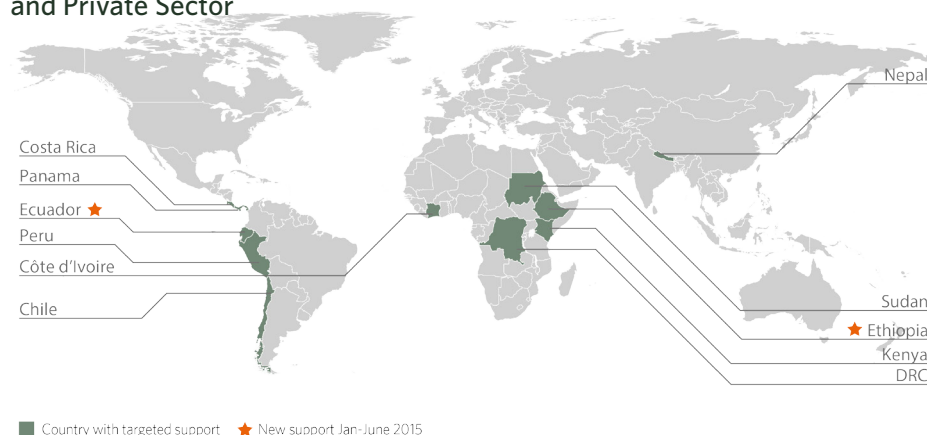
- Côte d'Ivoire concluded a feasibility study on payments for environmental services scheme and established a multi-stakeholder working group on the theme. A final report will be completed by June 2016.
- DRC validated the findings of the report *REDD+ modelling applied to DRC: integrated analysis towards the formulation of a national strategy by 2035*. The report will be launched by December 2015.
- The Tropical Landscapes Summit held in Indonesia, organized in partnership by the Indonesian government, and UN Office for REDD+ Coordination in Indonesia (UNORCID) and supported by the UN-REDD Programme for 1,600 participants, including 100 CEOs from leading extractive companies. It led to the extension of Indonesia's Forest Moratorium and the announcement of a new green bond [initiative](#).
- The Indonesia Green Economy Model (I-GEM) is being used to assess the impact of investment options for degraded peat lands in Kalimantan.
- Kenya commenced a study to identify if increased efficiency in the forest product sector could be a potentially viable REDD+ PAM.
- Key progress within the *Green Commodities Programme* include:²¹

- Peru conducted an analysis to assess the policy and institutional conditions that enable deforestation from agricultural commodities production. An assessment of smallholder agricultural producers' technical capacities resulted in recommendations to strengthen private and public extension services.
- Ghana's Cocoa Platform completed a study to assess the impact of mining on cocoa-forest mosaic landscape and to analyze long-term costs and benefits under multiple deforestation/sustainable management scenarios.

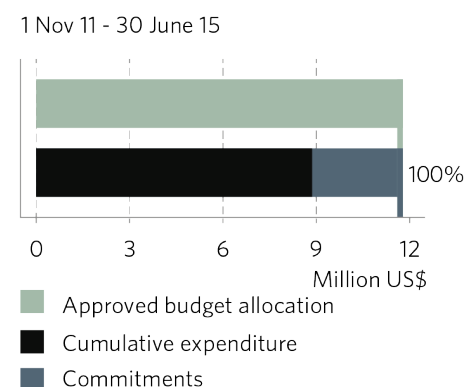
Knowledge tools and resources

- [Subsidies to key commodities driving forest loss – implications for private finance](#).
- Forest Ecosystem Valuation Study: Indonesia ([English](#) Report | [Bahasa](#) Executive Summary).
- [Forest Ecosystems in the transition to a green economy and the role of REDD+ in the United Republic of Tanzania](#).
- [Benefits of Forest Ecosystems in Zambia and the role of REDD+ in a Green Economy Transformation](#).

Countries with targeted support related to Green Economy and Private Sector



Financial snapshot



KNOWLEDGE MANAGEMENT AND COMMUNICATIONS

Outcome 7: UN-REDD Programme knowledge is developed, managed, analyzed and shared to support REDD+ efforts at all levels (led/coordinated by the Secretariat).

Target: The UN-REDD Programme achieves at least 80% positive rating by key stakeholders at all levels as a source and hub of knowledge on REDD+. Use of UN-REDD Programme

knowledge products increased by at least **20%** compared to the 2012 baseline.

Progress and highlights

The Knowledge Management (KM) and Communications work of the Programme continued to advance, supported by enhanced capacity to develop, manage, analyze and share knowledge. This work strongly surpassed the 20% increase target in knowledge product use, and surpassed the 80% stakeholder positive rating target. The key achievements in the six-month period include:

- Delivery of more than 15 regionally and nationally tailored knowledge exchange events across all three Programme regions, up from four events the same period last year – and which now specifically focus on capacity building on the Warsaw Framework for REDD+. This includes new regional KM work initiated in the period and capacity building events.
- Average positive rating by participants for knowledge exchange events of 88%. Participants suggested more time for discussion and experience sharing, which is now being built into relevant knowledge exchange initiatives.
- Use of knowledge products increased significantly from the previous year as per the following results.²² For the Workspace, during the March-June period file uploads increased 93% from 431 to 833, while there 1,308 file downloads by members only Newsletter subscribers up 230% from an average of 50 per month as compared to 15 per month for 2014, and newsletter click rate of 24%, nearly three times the 8.4% industry standard;²³ Twitter followers up 20% from 9,212 to 11,231, with 170,000 message impressions; Facebook followers up 10% from 5,000 to 5,500; YouTube video plays increased nearly 50% from 2,812 to 4,157; and 3,227 Blog views.
- The Programme's new [Online Collaborative Workspace](#) was launched. This is a free and open online knowledge platform giving stakeholders including partner country representatives, REDD+ practitioners, civil society, indigenous peoples, students and experts the capacity to access and share valuable REDD+ knowledge.

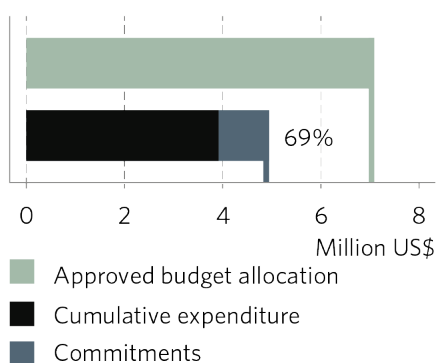
- A more comprehensive REDD+ Academy curriculum was developed that strengthen the initiatives' alignment with UNFCCC REDD+ related requirements and guidelines, including new training modules on drivers of deforestation, policies and measures, and benefit sharing. Twelve Learning Journals are being finalized and will be launched online in September 2015. More information on the REDD+ Academy is available [here](#).²⁴

Knowledge tools and resources and events

A selection of KM and capacity building products and events implemented January-June 2015 are listed under the relevant Outcome sections of this Update. A full list of KM-specific products is available [here](#) and of KM events [here](#).²⁵

Financial snapshot

1 Nov 11 - 30 June 15



SECRETARIAT

Outcome 8: Timely and effective UN-REDD Programme Secretariat services provided to the UN-REDD partner countries, Policy Board and the UN agencies.

Target: Procedures and practices have been enhanced to ensure effectiveness, transparency and accountability of the support to the Policy Board to the satisfaction of its

members; country needs are better known to the Programme for more tailored support; the Programme has a clear post 2015 vision.

Progress and highlights

Following the release of the [2013-2014 External UN-REDD Programme Evaluation](#) and reflecting on lessons learned from management and implementation of the current Strategic Framework (2011-2015), the Secretariat supported the Programme to fulfil the evaluation's recommendations and to respond to regular feedback from the Programme's stakeholders. With various degrees of facilitation and coordination by the Secretariat, key achievements during the reporting period include:

- PB14 organized and carried out, 21-22 May in Washington D.C, U.S., with a Pre-PB Information Day. Seventy-one participants (42% women) attended, representing all constituencies, while Transparency International and the IUCN attended as one-time observers.
- The [UN-REDD Programme 2016-2020 Strategic Framework](#), including an outline of management arrangements and governance options, was developed and

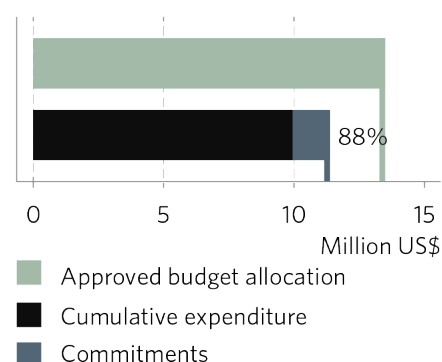
presented at PB14 with the overall direction of the new Strategy endorsed.²⁶

- The *Draft 2016-2020 Results Framework* was developed through a series of consultations in April-July.
- Partnerships were further strengthened or explored with the FCPF through back-to-back organization of PB14 and FCPF's 18th Participants Committee meeting and with the FIP, BioCarbon Fund and GEF, for example by exploring the potential for further alignment of UN-REDD Programme and GEF country support.
- Chile, Myanmar and Peru advanced in their National Programme developments (See PB14 [presentations](#)) with full submissions of fund allocations by end of 2015.
- Ten targeted support requests were coordinated and approved for a total amount of US\$ 970,000.²⁷
- Methodological approaches of needs assessments, tailored to national/regional contexts, were completed in four countries and one

region and will be further enhanced as other countries are advancing their assessments.²⁸ Madagascar completed the main technical work related to its assessment. See [section 3.1](#) and Annex 12, Section 4

Financial Snapshot

1 Nov 11 - 30 June 15



4.2 COUNTRY NEEDS ASSESSMENT²⁹

The group of needs assessments at country and regional level covers a rich mix of focus areas and approaches in ways that could have been difficult to address with general and homogeneous needs assessments.³⁰ Even those countries that are opting for broad needs assessments are emphasizing specific issues such as needs related to REDD+ vision and intersectoral dialogue (Madagascar), coordination of support and sequencing (Peru and South Sudan) or creating roadmaps to address needs

(Malawi). NFMS (Madagascar, Tunisia, Zimbabwe, Mesoamerica and West Africa) was the most common specific area of concentration together with institutional and fiduciary arrangements to support REDD+ strategies (Malawi, Madagascar and Tunisia). As the two regional assessments focus on NFMS, additional opportunities for cross regional cooperation will be explored during the assessments. Several of the Country Needs Assessment (CNA) countries are also receiving targeted

support, which is being taken into consideration during the assessments to take advantage of synergies.

By June 2015, methodological approaches of most needs assessments were finalised and all but two countries have initiated implementation. Madagascar has already completed its assessment.³¹ (More details are provided in Annex 12, section 4).

Country needs assessment:

Total amount approved:
US\$ 1.2 million



7 Countries

Guatemala, Madagascar, Malawi, Peru, South Sudan, Tunisia, Zimbabwe



2 Regions

West Africa: Benin, Côte d'Ivoire, Ghana, Guinea, Guinea Bissau, Liberia, Nigeria, Sierra Leone, Togo

Mesoamerica: Mexico, Honduras, Colombia, El Salvador, Dominican Republic

4.3 COUNTRY-SPECIFIC SUPPORT

Following 2014, which marked a noteworthy year both in amount made available and number of incoming requests from countries for targeted support, the significant interest in this flexible support mechanism continued throughout the reporting period. The level of elaboration and amounts requested was lower, yet with ten requests being approved for a total amount of almost US\$ 1 million. Support was requested and approved for:

- process and preparation of FREL/FRL submission to the UNFCCC, including facilitating information exchanges among countries at different stages of the process;
- forest and pastoral land issues and related implications for REDD+;
- finalization of NFMS and capacity building on data management;
- national approach to safeguards, complete SIS design and improved understanding of risks and benefits;
- strengthening, as appropriate, institutional, political, legal and operational frameworks for the implementation of national REDD+ strategies with support to a finance strategy and measures to address drivers of deforestation; and
- socio-economic study on the contribution of forests.

Support to regional capacity building and south to south exchange on drafting of FREL/FRL is exemplified by the approved support to a joint request from Fiji, PNG, Solomon Islands and Vanuatu. Similarly, support to technical capacity needs regionally on national forest carbon inventories was approved following a request from a coalition of fourteen West African countries.

A [Guidance Note](#) circulated inter-sessionally, clarified the procedures and approach to develop joint targeted support proposals with CSOs and/or indigenous peoples. While there have been no joint proposals received by the Secretariat as of 30 June 2015 several of the countries with on-going targeted support are receiving support on elaborated stakeholder engagement components at national and sub-national levels, for example Bhutan, Cambodia, Costa Rica, Ecuador, Ethiopia, Honduras, Kenya, Mexico, Myanmar and Peru.

The achievements through targeted support are included in Section 3.1 SNA Outcomes 1-6. See also See Annex 12, Section 5.

Backstopping provided by the participating UN agencies in the period was equivalent to US\$ 5.4 million in expenditures and served as a complementary form of support to 44 partner countries.

Targeted Support January 2012 - June 2015

Total amount approved: (US\$) **15.3 million**

Total number of countries supported: **41 countries & 3 regions**

Total number of requests approved: **72**

Backstopping January 2013 - June 2015

Total amount in backstopping costs: (US\$) **23.3 million**

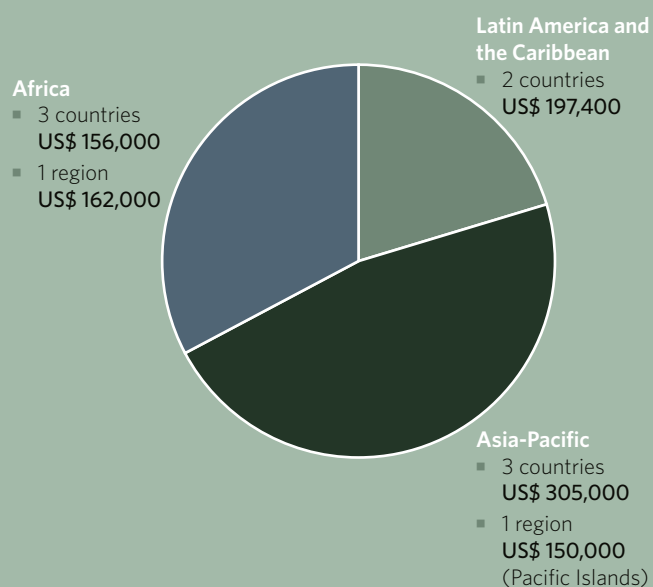
Total number of requests approved: **50**

Targeted Support 1 January - 30 June 2015

Amount approved: (US\$) **970,400**

Number of requests approved³²: **10** (8 country requests and 2 regional requests)

Amount approved per region:

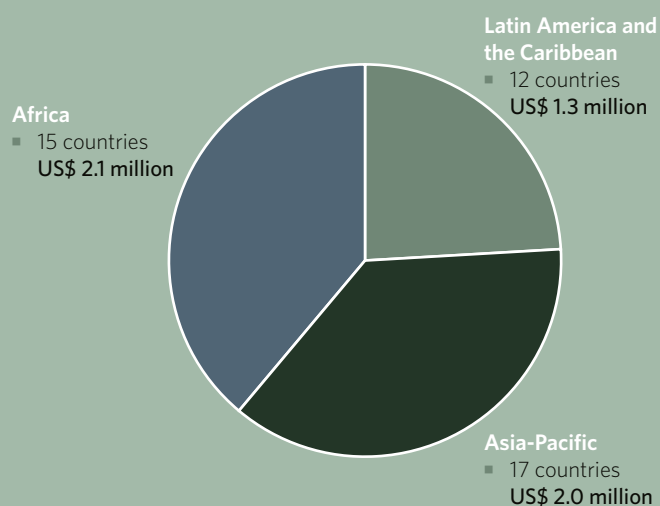


Backstopping 1 January - 30 June 2015

Total amount in backstopping costs: (US\$) **5.4 million**

Total number of countries supported: **44**

Amount by region:



During the period under review, a total of US\$ 38.1 million was transferred to the SNA and to National Programmes that were ready with approved documentation. Of this, US\$ 6.7 million was transferred to the National Programmes of Argentina, Bangladesh and Bolivia, while US\$ 31.3 million was transferred to the SNA following the additional funds approved at the twelfth and thirteenth Policy Board Meetings.

In terms of overall programme financial performance during the period, interim expenditures amounted to US\$ 26.3 million.³³ Cumulatively, overall Programme expenditures amounted to US\$ 163.9 million, representing 72 per cent delivery of net funded amount.

Table 1. UN-REDD Programme cumulative budget allocation, expenditures, commitments and delivery for the SNA and the National Programmes as of 30 June 2015 (in US\$ thousands)

Part. UN Org.	Approved Budget Allocation	Net Funded Amount	Prior Period Expenditures as of 31 Dec 2014	Current Period (January - Jun 2015) Expenditures	Cumulative Expenditures	Delivery: Cum. Exp./ Net Funded Amount
FAO	91,515	85,638	50,815	10,865	61,680	72%
UNDP	92,020	87,075	51,561	7,008	58,569	67%
UNEP*	57,145	55,180	35,160	8,517	43,677	79%
Total	240,680	227,893	137,536	26,390	163,926	72%

* Includes US\$ 613,695 provided directly to UNEP by the Government of Spain for the SNA

SNA

The total budget allocation for the SNA 2015 workplan was US\$ 31.3 million, this brings the total cumulative budget for the SNA to US\$ 129.5 million. Interim expenditures for the period amounted to US\$ 19.2 million while programmatic and financial commitments (to be disbursed in the future periods) stood at US\$ 28.2 million. These commitments represent binding obligations which have not yet been recorded as expenditure figures due to cut off dates for reporting and International Public Sector Accounting Standards (IPSAS) regulations. They include personnel costs, contracts with implementing partners, approved targeted support committed to countries, funds committed for the country needs

assessments and the CBR+ committed to in 2013.

The total SNA cumulative expenditures amount to US\$ 85.4 million, this in addition to the commitments amounts to US\$ 113,692 million. Given that these are interim figures any balance at this point in time is not fully available for programming.

Table 2 provides information per agency against the budget approved for the SNA up to 31 December 2015. Further details are provided in Annex 12, Section 6.

Table 2. SNA total expenditure as of June 2015 and delivery against the total approved budget until December 2015 (in US\$ thousands)

Part. UN Org.	Approved Budget Allocation	Net Funded Amount	Prior Period Expenditures as of 31 Dec 2014	Current period (January- Jun 2015) Expenditures	Cumulative Expenditures	Commitments	Cumulative Expenditures + Commitments
FAO	45,937	45,937	24,231	7,625	31,856	8,607	40,463
UNDP	47,370	47,370	22,020	5,240	27,260	12,753	40,013
UNEP*	36,202	36,202	19,929	6,422	26,351	6,865	33,216
Total	129,509	129,509	66,180	19,287	85,467	28,225	113,692

* Includes US\$ 613,695 provided directly to UNEP by the Government of Spain for the SNA

National Programmes

A total of US\$ 6.7 million was transferred to the National Programmes of Argentina and Bangladesh — US\$ 3.8 million to the former and US\$ 2.3 million to the latter. In addition, the amount of US\$ 0.6 million, which was refunded by UNDP to the Multi-Partner Trust Fund (MPTF), was transferred to FAO in order to comply with the revised approved

work plan for the Bolivia National Programme.

Other than the adjustments above, the total approved budget for the National Programmes did not change for this period, as no new National Programmes were approved. The total National Programme cumulative budget was US\$ 86.5 million while total cumulative

net funds transferred amounted to US\$ 73.8 million. Expenditures for the period amounted to US\$ 7.1 million bringing these to a cumulative total of US\$ 53.6 million of funds transferred to the National Programmes. **Table 3** provides details of approved budget and expenditures by country and status of the Programmes as of 30 June 2015.

Table 3. National Programme total expenditure and delivery against approved budget as of 30 June 2015 (in US\$ thousands)

Active National Programmes							
Countries	Approved Amount	Net Funded Amount	Current Period Expenditures as of 31 Dec 2014	Current Period Expenditures as of 30 Jun 2015	Cumulative Expenditures	Date of Policy Board Approval	Project End Date
Argentina	3,842	3,842				Jul-14	Dec-17
Bangladesh	2,301	2,301				Dec-13	Dec-17
Bolivia	1,188	1,188	312	228	540	May-13	Dec-16
Colombia	4,000	4,000		282	282	Jun-13	Dec-17
Côte d'Ivoire	3,210	3,210		182	182	Jul-14	Sep-17
Cambodia	3,001	3,001	2,377	506	2,883	Nov-10	Jun-15
Honduras	3,610					Nov-14	Pending signature
Mongolia	3,996					Jul-14	Pending signature
Nigeria	4,000	4,000	1,666	739	2,405	Oct-11	Dec-16
Panama	5,300	5,300	4,373	624	4,997	Oct-09	Jun-15
Papua New Guinea	6,389	3,220	3,133	1,149	4,282	Nov-10	Dec-16
Republic of the Congo	4,000	4,000	1,669	1,304	2,973	Mar-12	Oct-15
Paraguay	4,720	4,720	2,279	893	3,172	Nov-10	Jan-16
Sri Lanka	4,000	4,000	854	771	1,625	Mar-12	Mar-16
Uganda	1,799					Nov-14	Pending signature
Sub-total	55,356	42,782	16,663	6,678	23,341		
Completed National Programmes							
Countries	Approved Amount	Net Funded Amount	Current Period Expenditures as of 31 Dec 2014	Current Period Expenditures as of 30 Jun 2015	Cumulative Expenditures	Date of Policy Board Approval	Project Status
DRC - Initial & full programme	7,383	7,383	7,108	11	7,119	Mar-09	Operationally closed
Ecuador	4,000	4,000	3,636	261	3,897	Mar-11	Operationally closed
Indonesia	5,644	5,509	5,448		5,448	Mar-09	Financially Closed
Solomon Islands	550	550	489		489	Nov-10	Operationally closed
Tanzania	4,280	4,260	4,115	15	4,130	Mar-09	Operationally closed
The Philippines	500	500	461		461	Nov-10	Operationally closed
Vietnam	4,385	4,355	4,352		4,352	Mar-09	Operationally closed
Zambia	4,490	4,490	4,302	139	4,441	Mar-10	Operationally closed
Sub-total	31,232	31,047	29,911	426	30,337		
Grand Total	86,588	73,829	46,574	7,104	53,678		

The UN-REDD Programme and its stakeholders strive to continuously identify challenges and to address them through management interactions, strategic responses and adaptive measures. Lessons learned are then built into new programming and implementation and, applied to address delays or foresee risks. A number of countries have

implemented unique solutions and corrective measures to enhance implementation, which could also be applicable to other countries and regions.

Some examples of challenges and means of addressing these are described below.

NFMS, FRELS/FRLs (UN-REDD Programme work area: MRV&M)

- Consolidation of the relevant government arrangements for ensuring long-term regular collection of data is still challenging for many countries. In response, efforts have been increased to support countries to conduct institutional assessments and promote inter-institutional meetings and working arrangements.
- Obtaining appropriate historical data is urgent but challenging. Data collection and accuracy assessments of country data have been supported.

NS/AP (UN-REDD Programme work area: governance, stakeholder engagement, green economy and private sector engagement)

- Political changes in certain countries can be disruptive to stakeholder engagement and participatory dialogues. Maintaining awareness and capacity in stakeholder engagement issues within REDD+ focal departments/ministries and national REDD+ bodies is considered a necessity yet a challenge. The Programme will continue to assess needs and provide advice and support to government counterparts on these issues.
- Legal and tenure reform processes can be lengthy, and risk being hindered by inadequate inter-institutional coordination or changes in political leadership. Emphasizing the limitations of legislative and tenure reforms in the context of REDD+ has been essential. It has also been noted that ownership of benefits requires clarification.
- In view of the institutional mandates of forests and environment ministries, working on sensitive cross-cutting issues such as fiscal policy review demands cross-sectoral engagement. Efforts were made to also engage finance and planning ministries and the parliaments of some countries.

Knowledge Management and Communications

- Measuring stakeholder knowledge gained was identified as a need by the Programme. To address this, participant surveys now include the measurement of knowledge gained through participation in knowledge events.

SIS (UN-REDD Programme work area: safeguards and multiple benefits)

- A robust conceptual framework for country approaches to safeguards has been developed, but has not always been consistently taken up by the UN-REDD Programme in supporting countries. The Programme's inter-agency Safeguards Coordination Group's has produced a package of internal knowledge products coupled with needs-based advisory services to facilitate support to country approaches to safeguards.
- Well-intentioned safeguards interventions have sometimes been mistimed in their delivery regarding the wider REDD+ readiness process. Key synergistic links between REDD+ NS/APs, and country safeguards processes have been identified and communicated to inform improved sequencing of interventions.
- Main challenges for achieving the integration of multiple benefits into REDD+ planning are the slow development of NS/APs, and limited coordination in some countries to ensure that inputs do appropriately inform these documents.

Examples of challenges explicitly experienced by the active National Programmes as of June 2015 with actions taken by the countries include:

Changes in government — Argentina has established transition committees for various ministries that aim to smooth the handover process during the period of change. Bolivia implemented a different approach whereby a dialogue process was established with the new authorities to help describe the current and future project needs and establish joint work plans in order to better align national priorities and the National Programme's results.

Weakening political will — Nigeria saw the importance of identifying high-level government champions that would ensure the importance of REDD+ on the national agenda. Nigeria also mentioned that it was important the key national ministries and departments "owned" the national strategy.

Contractual, administrative delays and delays in fund transfers — Cambodia and Nigeria stressed the importance of keeping active communications with the UN agencies to ensure the swift processing of contracts or payments.

The UN-REDD Programme is evolving to provide renewed strategic support to countries as they progress from REDD+ readiness towards implementation, as reflected in the [UN-REDD Programme 2016-2020 Strategic Framework](#), finalized within this six-month period. To provide this enhanced support and fulfil the Programme's overall objective to "reduce forest emissions and enhance carbon stocks in forests while contributing to national sustainable development", *broader partnerships and enhanced resource mobilization* post-2015 will be vital. The development of country support programmes that are consistent with the aims, outcomes and impacts of the 2016-2020 Strategic Framework will also be key. The capturing and synthesizing of the Programme's 2008-2015 lessons learned, progress towards realizing the Sustainable Development Goals, and continued progress for REDD+ within the UNFCCC are also informing continued planning for a post-2015 UN-REDD Programme.

As the UN-REDD Programme is now set to expand its support for partner countries to transition from REDD+ readiness

to implementation, there will be new challenges. Enhanced technical and financial support to individual partner countries and South-South knowledge exchanges will be vital to accelerate and strengthen readiness actions, and increase capacities to meet UNFCCC requirements.

It is through the results and progress of the current Programme cycle, along with additional activities to take place in the last half of 2015, that the foundation for a strengthened 2016-2020 UN-REDD Programme will be built.

With this foundation in place, the Programme will be well positioned to meet the evolving and expanding needs, challenges and opportunities of its country partners as they begin the noteworthy transition from REDD+ readiness to REDD+ implementation, and begin to harness the social, economic and environmental benefits of REDD+.

1. As at 30 June 2015.
2. Knowledge support to partner countries includes participation in workshops, REDD+ Academy sessions and access to technical capacity building knowledge via the Workspace.
3. In addition, 16 developing countries not yet formally partners were supported, for example in regional targeted support and other types of collaboration.
4. See [Sixth Annual consolidated UN-REDD Progress Report and presentation](#) at PB14, May 2015.
5. To be implemented post 2015.
6. Bangladesh's National Programme started in late June, hence no reporting from the country is included in this Semi-Annual Progress Update 2015.
7. Annex 12 provides results and progress under the approved targeted support.
8. Process indicators for the respective Warsaw Elements were used. So called score cards were used by countries indicating where they were in the process.
9. This was undertaken in cooperation with the project on Monitoring and Assessment of Greenhouse Gas Emissions and Mitigation Potential in Agriculture (MAGHG).
10. Honduras - draft plan.
11. Made publically available in January-June 2015.
12. The figures exclude indirect support costs.
13. Both reports and more details on the launch in Jakarta in May can be found [here](#).
14. The task force is also supported by UN-REDD Programme.
15. The summary of proceedings for the UNORCID's Dialogue Series: "Integrating Women's Perspectives into REDD+" held from 22-23 April 2015, can be found [here](#).
16. It involved REDD+ stakeholders at government and community level in implementing the Open Tenure tool to facilitate tenure relationship recording in collaboration with FAO Tenure team/VGGT.
17. In the context of the CNA and ongoing national tenure reform processes.
18. Argentina, Bangladesh, Bhutan, Cambodia, Colombia, Costa Rica, Côte d'Ivoire, DRC, Ecuador, Honduras, Kenya, Mexico, Myanmar, Nigeria, Panama, Paraguay, Peru, PNG, the Congo, Solomon Islands, Sri Lanka, South Sudan, Suriname, Tanzania, Uganda, Viet Nam and Zambia.
19. Argentina, Bhutan, Cambodia, [Colombia](#), Côte d'Ivoire, DRC, Ecuador, Honduras, Kenya, Madagascar, Mexico, Nigeria, Panama, Paraguay, Peru, PNG, Sri Lanka, Surinam, Uganda, Viet Nam and Zambia.
20. Funding under Knowledge Management and Communications, Outcome 7.
21. The Green Commodities Programme promotes zero deforestation in commodity supply chains and contributes to UN-REDD efforts to implement policies and measures that directly result in emission reductions.
22. The original 2012 baselines did not reflect all monitoring data now available to the Programme, due to advances in online audience monitoring. For this reason, additional metrics are included here and are measured against the previous year, rather than 2012 baselines.
23. A tracking system to report on all downloads is being developed. Download figures for this period are not available.
24. The REDD+ Learning Journals have been developed in order to facilitate delivery of the REDD+ Academy and as a resource to support broader learning. Organized as 12 modules, which can be taken individually or as a complete course, the Journals cover issues ranging from drivers of deforestation to REDD+ finance. In introducing a number of REDD+ topics, the Journals provide case studies to illustrate lessons, and contain exercises and activities to spur further deliberation.
25. The listed tools, resources and events are either funded under this outcome or by one or more of the other SNA outcomes.
26. The in-depth consultations took place in 2014 when the initial draft Strategic Framework was developed. [See Annual Report 2014](#).
27. Eight country requests and two regional requests.
28. Guatemala, Madagascar, Malawi, Tunisia and Mesoamerica
29. The CNA work is coordinated under the Secretariat, Outcome 8.
30. Following the [call for proposals](#) in April 2014, country needs assessments were approved in the following countries and regions: Guatemala, Madagascar, Malawi, Peru, South Sudan, Tunisia and Zimbabwe; and Mesoamerica (Mexico, Honduras, Colombia, El Salvador and Dominican Republic) and West Africa (Benin, Côte d'Ivoire, Ghana, Guinea, Guinea Bissau, Liberia, Nigeria, Sierra Leone and Togo).
31. An exchange visit will be carried out in October 2015.
32. Of the eight country request, six referred to top-up amounts, i.e. countries had requests previously approved.
33. Participating UN Organizations are required to submit year-end expenditures by April 30 in the following year. Interim expenditure figures are submitted on a voluntary basis and therefore current year figures are not final until the year-end expenditures have been submitted. The expenditures for the current period are therefore interim and comprise expenditures (actual disbursements) and commitments entered into by the Participating UN Organizations.



Website



Collaborative
online workspace



Blog



Facebook



Twitter



YouTube



LinkedIn



The UN-REDD Programme

UN-REDD Programme Secretariat
International Environment House,
11-13 Chemin des Anémones,
CH-1219 Châtelaine, Geneva, Switzerland

un-redd@un-redd.org



UN-REDD
P R O G R A M M E



Food and Agriculture
Organization of the
United Nations



Empowered lives.
Resilient nations.

**The United Nations Collaborative
Programme on Reducing Emissions
from Deforestation and Forest
Degradation in Developing Countries**